



VILLAGE OF VILLA PARK

CONTRACT DOCUMENTS

FOR

2019 PAVEMENT PATCHING PROGRAM

AUGUST 17, 2019

PREPARED BY THE

VILLAGE OF VILLA PARK

NOT FOR BID

**ADVERTISEMENT FOR BIDS
VILLAGE OF VILLA PARK
SATURDAY, AUGUST 17, 2019**

PROJECT: 2019 PAVEMENT PATCHING PROGRAM

This project consists of the completion of hot-mix asphalt pavement patching on various streets in the Village of Villa Park. The scope of work includes approximately 5,000 square yards of Class D Patches, 2 Inch; and approximately 100 square yards of Class D Patches, 6 Inch, of which approximately 4 inches of either concrete base or binder course and 2 inches of surface course is to be replaced with 4 inches of binder course and 2 inches of surface course; along with frames and lids to be adjusted, traffic control and protection, and other related and incidental work.

BID DEADLINE: WEDNESDAY, SEPTEMBER 4, 2019, 11:00 A.M. LOCAL TIME

The Village reserves the right to extend the Bid Deadline from this date and time to accept Bids submitted after the Bid Deadline, as the Village, in its sole discretion, determines is in the best interest of the Village.

NOTICE: Separate, sealed proposals for the **2019 PAVEMENT PATCHING PROGRAM** will be received by the Village of Villa Park, Illinois, at the reception desk of the Public Works Department, 11 West Home Avenue, Villa Park, Illinois, 60181, until the Bid Deadline. Immediately thereafter, the proposals will be publicly opened and read aloud at the offices of the Public Works Department. Notwithstanding the foregoing, the Village reserves the right to defer, postpone, delay, or reschedule the Bid Opening for such time and to such date as the Village, in its sole discretion, determines is in the best interest of the Village.

Proposals shall be submitted in accordance with the Bidding Documents prepared by the Village of Villa Park, 11 West Home Avenue, Villa Park, Illinois 60181.

BIDDER QUALIFICATIONS: Bidders, in submitting a Bid, shall comply with all applicable Federal, State and Local laws and requirements; shall provide documentation of that compliance in accordance with the requirements of the Contract Documents or as requested by the Village; and, in submitting a Bid, Bidders affirm that they are qualified under all applicable laws and requirements to do so, and agree to be bound by the determination of the Village as to Bidder's compliance and qualifications.

BID SECURITY: Bid security in the amount of not less than five percent (5%) of the Bid shall accompany each Bid in accordance with the Bidding Documents.

CONTRACT SECURITY: The Bidder to whom a Contract is awarded shall be required to furnish both a Performance Bond and a Payment Bond acceptable to the Village for one-hundred percent (100%) of the Contract Price, in accordance with the requirements of the Contract Documents.

RIGHTS RESERVED: The Village will select the lowest, most responsible bidder. The Village reserves the right to reject any and all Bids, to waive any informalities or technicalities in bidding, and to accept the Bid which best serves the interests of the Village. The Village shall, in its sole discretion, determine what does or does not constitute an informality or technicality, and, in submitting a Bid, Bidder agrees to be bound by that determination.

The Village may make such investigations as it deems necessary to determine the ability of the Bidder to perform the Work, and the Bidder shall furnish to the Village all such information and data for this purpose as the Village may request. The Village reserves the right to reject any Bid if the evidence submitted by, or investigation of, such Bidder fails to satisfy the Village that such Bidder is properly qualified to carry out the obligations of the Agreement and to complete the Work contemplated therein.

WAGE RATES: All applicable laws, ordinances, and the rules and regulations of all authorities having jurisdiction over construction of the PROJECT shall apply to the contract throughout.

CONTRACT DOCUMENTS: The Bidding Documents can be obtained through QuestCDN via www.questcdn.com. The eBidDoc is #6486613, and can be obtained for a \$20 nonrefundable fee. A QuestCDN login will be required for each planholder. Contact QuestCDN at 952-233-1632 or info@questcdn.com for assistance in membership registration and downloading digital product information. A Not-for-Bid version of the Bidding Documents are available for inspection at the office of the Village of Villa Park Public Works Department, 11 West Home Avenue, Villa Park, Illinois, 60181.

PUBLISHED BY AUTHORITY OF THE VILLAGE OF VILLA PARK, DUPAGE COUNTY, ILLINOIS.

BY: Rich Salerno, Interim Director of Public Works



Local Public Agency
Formal Contract Proposal

PROPOSAL SUBMITTED BY		
Contractor's Name		
Street	P.O. Box	
City	State	Zip Code

STATE OF ILLINOIS

COUNTY OF DuPage
Village of Villa Park
 (Name of City, Village, Town or Road District)

FOR THE IMPROVEMENT OF
 PROJECT 2019 Pavement Patching Program
 ROUTE Various
 TYPES OF FUNDS Local Funds

SPECIFICATIONS (required)

WARRANTY FOR BID

Note: All proposal documents, including Proposal Guaranty Checks or Proposal Bid Bonds, should be stapled together to prevent loss when bids are processed.

RETURN WITH BID

NOTICE TO BIDDERS

County DuPage
Local Public Agency Villa Park
Project 2019 Pavement Patching
Route Various

Sealed proposals for the improvement described below will be received at the office of Villa Park Public Works Department, 11 West Home Avenue, Villa Park, Illinois 60181 until 11:00 AM on September 4, 2019

Sealed proposals will be opened and read publicly at the office of Villa Park Public Works Department, 11 West Home Avenue, Villa Park, Illinois 60181 at 11:00 AM on September 4, 2019

DESCRIPTION OF WORK

Name 2019 Pavement Patching Program Length: N/A feet (N/A miles)
Location Various Locations, Village of Villa Park, DuPage County, Illinois
Proposed Improvement Completion of hot-mix asphalt pavement patching on various streets in the Village of Villa Park

1. Plans and proposal forms will be available in the office of the Villa Park Public Works Department 11 West Home Avenue, Villa Park, Illinois 60181; Phone: (630) 834-8505

2. Prequalification
If checked, the 2 low bidders must file within 24 hours after the letting an "Affidavit of Availability" (Form BC 57), in duplicate, showing all uncompleted contracts awarded to them and all low bids pending award for Federal, State, County, Municipal and private work. One original shall be filed with the Awarding Authority and one original with the IDOT District Office.

3. The Awarding Authority reserves the right to waive technicalities and to reject any or all proposals as provided in BLRS Special Provision for Bidding Requirements and Conditions for Contract Proposals.

4. The following BLR Forms shall be returned by the bidder to the Awarding Authority:
a. BLR 12200: Local Public Agency Formal Contract Proposal
b. BLR 12200a Schedule of Prices
c. BLR 12230: Proposal Bid Bond (if applicable)
d. BLR 12325: Apprenticeship or Training Program Certification
e. BLR 12326: Affidavit of Illinois Business Office

5. The quantities appearing in the bid schedule are approximate and are prepared for the comparison of bids. Payment to the Contractor will be made only for the actual quantities of work performed and accepted or materials furnished according to the contract. The scheduled quantities of work to be done and materials to be furnished may be increased, decreased or omitted as hereinafter provided.

6. Submission of a bid shall be conclusive assurance and warranty the bidder has examined the plans and understands all requirements for the performance of work. The bidder will be responsible for all errors in the proposal resulting from failure or neglect to conduct an in depth examination. The Awarding Authority will, in no case be responsible for any costs, expenses, losses or changes in anticipated profits resulting from such failure or neglect of the bidder.

7. The bidder shall take no advantage of any error or omission in the proposal and advertised contract.

8. If a special envelope is supplied by the Awarding Authority, each proposal should be submitted in that envelope furnished by the Awarding Agency and the blank spaces on the envelope shall be filled in correctly to clearly indicate its contents. When an envelope other than the special one furnished by the Awarding Authority is used, it shall be marked to clearly indicate its contents. When sent by mail, the sealed proposal shall be addressed to the Awarding Authority at the address and in care of the official in whose office the bids are to be received. All proposals shall be filed prior to the time and at the place specified in the Notice to Bidders. Proposals received after the time specified will be returned to the bidder unopened.

9. Permission will be given to a bidder to withdraw a proposal if the bidder makes the request in writing or in person before the time for opening proposals.

RETURN WITH BID

PROPOSAL

County DuPage
Local Public Agency Village of Villa Park
Project 2019 Pavement Patching
Route Various

1. Proposal of
for the improvement of the above section by the construction of

a total distance of N/A feet, of which a distance of N/A feet, (N/A miles) are to be improved.

2. The plans for the proposed work are those prepared by the Village of Villa Park and approved by the Department of Transportation on N/A

3. The specifications referred to herein are those prepared by the Department of Transportation and designated as "Standard Specifications for Road and Bridge Construction" and the "Supplemental Specifications and Recurring Special Provisions" thereto, adopted and in effect on the date of invitation for bids.

4. The undersigned agrees to accept, as part of the contract, the applicable Special Provisions indicated on the "Check Sheet for Recurring Special Provisions" contained in this proposal.

5. The undersigned agrees to complete the work within 30 calendar days or by N/A whichever is earlier, unless additional time is granted in accordance with the specifications.

6. A proposal guaranty in the proper amount, as specified in BLRS Special Provision for Bidding Requirements and Conditions for Contract Proposals, will be required. Bid Bonds will be allowed as a proposal guaranty. Accompanying this proposal is either a bid bond if allowed, on Department form BLR 12230 or a proposal guaranty check, complying with the specifications, made payable to:

Village Treasurer of the Village of Villa Park

The amount of the check is 5% of Bid ()

7. In the event that one proposal guaranty check is intended to cover two or more proposals, the amount must be equal to the sum of the proposal guaranties, which would be required for each individual proposal. If the proposal guaranty check is placed in another proposal, it will be found in the proposal for: Section Number N/A.

8. The successful bidder at the time of execution of the contract will be required to deposit a contract bond for the full amount of the award. When a contract bond is not required, the proposal guaranty check will be held in lieu thereof. If this proposal is accepted and the undersigned fails to execute a contract and contract bond as required, it is hereby agreed that the Bid Bond or check shall be forfeited to the Awarding Authority.

9. Each pay item should have a unit price and a total price. If no total price is shown or if there is a discrepancy between the product of the unit price multiplied by the quantity, the unit price shall govern. If a unit price is omitted, the total price will be divided by the quantity in order to establish a unit price.

10. A bid will be declared unacceptable if neither a unit price nor a total price is shown.

11. The undersigned submits herewith the schedule of prices on BLR 12200a covering the work to be performed under this contract.

12. The undersigned further agrees that if awarded the contract for the sections contained in the combinations on BLR 12200a, the work shall be in accordance with the requirements of each individual proposal for the multiple bid specified in the Schedule for Multiple Bids below.



**Illinois Department
of Transportation**

SCHEDULE OF PRICES

County DuPage
 Local Public Agency Villa Park
 Project 2019 Pavement Patching
 Route Various

Schedule for Multiple Bids

Combination Letter	Sections Included in Combinations	Total

Schedule for Single Bid

(For complete information covering these items, see plans and specifications)

Item No.	Items	Unit	Quantity	Unit Price	Total
1	CLASS D PATCHES, 2 INCH	SY	5,000		
2	CLASS D PATCHES, 6 INCH (SPECIAL)	SY	100		
3	FRAMES AND LIDS TO BE ADJUSTED	EA	2		
4	TRAFFIC CONTROL AND PROTECTION (SPECIAL)	LSUM	1		
6	WATER USAGE DEDUCTION	TGAL	100	(\$8.85)	(\$885.00)
7	WATER USAGE CREDIT	TGAL	100	\$8.85	\$885.00

Bidder's Proposal for making Entire Improvements	
--	--

CONTRACTOR CERTIFICATIONS

County	<u>DuPage</u>
Local Public Agency	<u>Village of Villa Park</u>
Project	<u>2019 Pavement Patching</u>
Route	<u>Various</u>

The certifications hereinafter made by the bidder are each a material representation of fact upon which reliance is placed should the Department enter into the contract with the bidder.

1. **Debt Delinquency.** The bidder or contractor or subcontractor, respectively, certifies that it is not delinquent in the payment of any tax administered by the Department of Revenue unless the individual or other entity is contesting, in accordance with the procedures established by the appropriate revenue Act, its liability for the tax or the amount of tax. Making a false statement voids the contract and allows the Department to recover all amounts paid to the individual or entity under the contract in a civil action.

2. **Bid-Rigging or Bid Rotating.** The bidder or contractor or subcontractor, respectively, certifies that it is not barred from contracting with the Department by reason of a violation of either 720 ILCS 5/33E-3 or 720 ILCS 5/33E-4.

A violation of Section 33E-3 would be represented by a conviction of the crime of bid-rigging which, in addition to Class 3 felony sentencing, provides that any person convicted of this offense or any similar offense of any state or the United States which contains the same elements as this offense shall be barred for 5 years from the date of conviction from contracting with any unit of State or local government. No corporation shall be barred from contracting with any unit of State or local government as a result of a conviction under this Section of any employee or agent of such corporation if the employee so convicted is no longer employed by the corporation and: (1) it has been finally adjudicated not guilty or (2) if it demonstrates to the governmental entity with which it seeks to contract and that entity finds that the commission of the offense was neither authorized, requested, commanded, nor performed by a director, officer or a high managerial agent in behalf of the corporation.

A violation of Section 33E-4 would be represented by a conviction of the crime of bid-rotating which, in addition to Class 2 felony sentencing, provides that any person convicted of this offense or any similar offense of any state or the United States which contains the same elements as this offense shall be permanently barred from contracting with any unit of State or local government. No corporation shall be barred from contracting with any unit of State or local government as a result of a conviction under this Section of any employee or agent of such corporation if the employee so convicted is no longer employed by the corporation and: (1) it has been finally adjudicated not guilty or (2) if it demonstrates to the governmental entity with which it seeks to contract and that entity finds that the commission of the offense was neither authorized, requested, commanded, nor performed by a director, officer or a high managerial agent in behalf of the corporation.

3. **Bribery.** The bidder or contractor or subcontractor, respectively, certifies that it has not been convicted of bribery or attempting to bribe an officer or employee of the State of Illinois or any unit of local government, nor has the firm made an admission of guilt of such conduct which is a matter of record, nor has an official, agent, or employee of the firm committed bribery or attempted bribery on behalf of the firm and pursuant to the direction or authorization of a responsible official of the firm.

4. **Interim Suspension or Suspension.** The bidder or contractor or subcontractor, respectively, certifies that it is not currently under a suspension as defined in Subpart I of Title 44 Subtitle A Chapter III Part 6 of the Illinois Administrative Code. Furthermore, if suspended prior to completion of this work, the contract or contracts executed for the completion of this work may be cancelled.

RETURN WITH BID

SIGNATURES

County DuPage
Local Public Agency Village of Villa Park
Project 2019 Pavement Patching
Route Various

(If an individual)

Signature of Bidder _____

Business Address _____

(If a partnership)

Firm Name _____

Signed By _____

Business Address _____

Inset Names and Addressed of All Partners



(If a corporation)

Corporate Name _____

Signed By _____

President

Business Address _____

Inset Names of Officers

{ President _____
Secretary _____
Treasurer _____

Attest: _____
Secretary



Route Various
County DuPage
Local Agency Village of Villa Park
Project 2019 Pavement Patching

RETURN WITH BID

PAPER BID BOND

WE _____ as PRINCIPAL,
and _____ as SURETY,
are held jointly, severally and firmly bound unto the above Local Agency (hereafter referred to as "LA") in the penal sum of 5% of the total bid price, or for the amount specified in the proposal documents in effect on the date of invitation for bids whichever is the lesser sum. We bind ourselves, our heirs, executors, administrators, successors, and assigns, jointly pay to the LA this sum under the conditions of this instrument.

WHEREAS THE CONDITION OF THE FOREGOING OBLIGATION IS SUCH that, the said PRINCIPAL is submitting a written proposal to the LA acting through its awarding authority for the construction of the work designated as the above section.

THEREFORE if the proposal is accepted and a contract awarded to the PRINCIPAL by the LA for the above designated section and the PRINCIPAL shall within fifteen (15) days after award enter into a formal contract, furnish surety guaranteeing the faithful performance of the work, and furnish evidence of the required insurance coverage, all as provided in the "Standard Specifications for Road and Bridge Construction" and applicable Supplemental Specifications, then this obligation shall become void; otherwise it shall remain in full force and effect.

IN THE EVENT the LA determines the PRINCIPAL has failed to enter into a formal contract in compliance with any requirements set forth in the preceding paragraph, then the LA acting through its awarding authority shall immediately be entitled to recover the full penal sum set out above, together with all court costs, all attorney fees, and any other expense of recovery.

IN TESTIMONY WHEREOF, the said PRINCIPAL and the said SURETY have caused this instrument to be signed by their respective officers this _____ day of _____

Principal

(Company Name) (Company Name)

By: (Signature and Title) By: (Signature and Title)

(If PRINCIPAL is a joint venture of two or more contractors, the company names, and authorized signatures of each contractor must be affixed.)

Surety

(Name of Surety) By: (Signature of Attorney-in-Fact)

STATE OF ILLINOIS,
COUNTY OF _____

I, _____, a Notary Public in and for said county, do hereby certify that _____

(Insert names of individuals signing on behalf of PRINCIPAL & SURETY)

who are each personally known to me to be the same persons whose names are subscribed to the foregoing instrument on behalf of PRINCIPAL and SURETY, appeared before me this day in person and acknowledged respectively, that they signed and delivered said instruments as their free and voluntary act for the uses and purposes therein set forth.

Given under my hand and notarial seal this _____ day of _____

My commission expires _____ (Notary Public)

ELECTRONIC BID BOND

[] Electronic bid bond is allowed (box must be checked by LA if electronic bid bond is allowed)

The Principal may submit an electronic bid bond, in lieu of completing the above section of the Proposal Bid Bond Form. By providing an electronic bid bond ID code and signing below, the Principal is ensuring the identified electronic bid bond has been executed and the Principal and Surety are firmly bound unto the LA under the conditions of the bid bond as shown above. (If PRINCIPAL is a joint venture of two or more contractors, an electronic bid bond ID code, company/Bidder name title and date must be affixed for each contractor in the venture.)

Electronic Bid Bond ID Code (grid)

Electronic Bid Bond ID Code

(Company/Bidder Name)

(Signature and Title)

Date



Apprenticeship or Training Program Certification

Return with Bid

Route Various
County DuPage
Local Agency Village of Villa Park
Project 2019 Pavement Patching Program

All contractors are required to complete the following certification:

- For this contract proposal or for all groups in this deliver and install proposal.
For the following deliver and install groups in this material proposal:

Blank lines for listing deliver and install groups.

Illinois Department of Transportation policy, adopted in accordance with the provisions of the Illinois Highway Code, requires this contract to be awarded to the lowest responsive and responsible bidder. The award decision is subject to approval by the Department. In addition to all other responsibility factors, this contract or deliver and install proposal requires all bidders and all bidders' subcontractors to disclose participation in apprenticeship or training programs that are (1) approved by and registered with the United States Department of Labor's Bureau of Apprenticeship and Training, and (2) applicable to the work of the above indicated proposals or groups. Therefore, all bidders are required to complete the following certification:

- I. Except as provided in paragraph IV below, the undersigned bidder certifies that it is a participant, either as an individual or as part of a group program, in an approved apprenticeship or training program applicable to each type of work or craft that the bidder will perform with its own employees.
II. The undersigned bidder further certifies for work to be performed by subcontract that each of its subcontractors submitted for approval either (A) is, at the time of such bid, participating in an approved, applicable apprenticeship or training program; or (B) will, prior to commencement of performance of work pursuant to this contract, establish participation in an approved apprenticeship or training program applicable to the work of the subcontract.
III. The undersigned bidder, by inclusion in the list in the space below, certifies the official name of each program sponsor holding the Certificate of Registration for all of the types of work or crafts in which the bidder is a participant and that will be performed with the bidder's employees. Types of work or craft that will be subcontracted shall be included and listed as subcontract work. The list shall also indicate any type of work or craft job category for which there is no applicable apprenticeship or training program available.

Blank lines for listing program sponsors and subcontracted work categories.

IV. Except for any work identified above, any bidder or subcontractor that shall perform all or part of the work of the contract or deliver and install proposal solely by individual owners, partners or members and not by employees to whom the payment of prevailing rates of wages would be required, check the following box, and identify the owner/operator workforce and positions of ownership.

The requirements of this certification and disclosure are a material part of the contract, and the contractor shall require this certification provision to be included in all approved subcontracts. The bidder is responsible for making a complete report and shall make certain that each type of work or craft job category that will be utilized on the project is accounted for and listed. The Department at any time before or after award may require the production of a copy of each applicable Certificate of Registration issued by the United States Department of Labor evidencing such participation by the contractor and any or all of its subcontractors. In order to fulfill the participation requirement, it shall not be necessary that any applicable program sponsor be currently taking or that it will take applications for apprenticeship, training or employment during the performance of the work of this contract or deliver and install proposal.

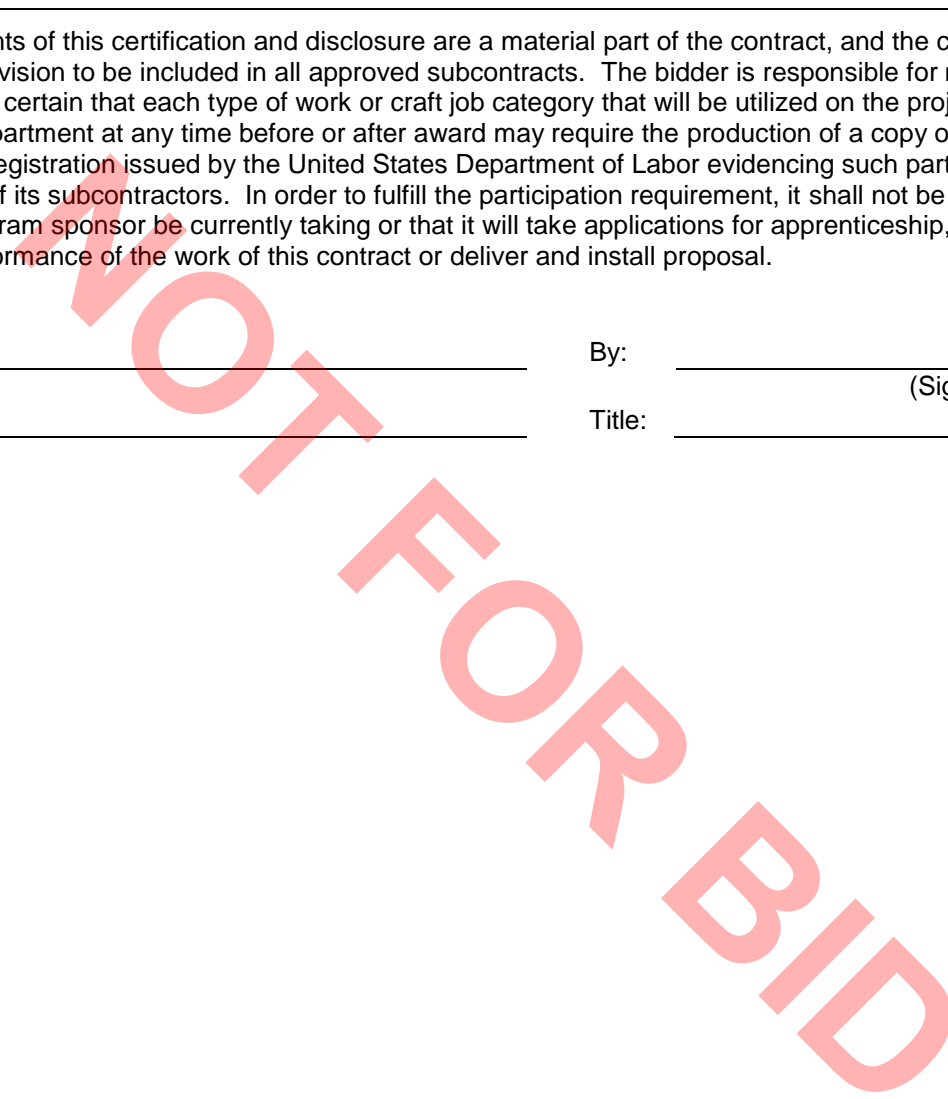
Bidder: _____

By: _____

(Signature)

Address: _____

Title: _____





Affidavit of Illinois Business Office

County DuPage
Local Public Agency Village of Villa Park
Project 2019 Pavement Patching
Route Various

State of _____)
) ss.
County of _____)

I, _____ of _____, _____,
(Name of Affiant) (City of Affiant) (State of Affiant)

being first duly sworn upon oath, states as follows:

- 1. That I am the _____ of _____ bidder.
officer or position
2. That I have personal knowledge of the facts herein stated.
3. That, if selected under this proposal, _____, will maintain a
(bidder)
business office in the State of Illinois which will be located in _____ County, Illinois.
4. That this business office will serve as the primary place of employment for any persons employed in the
construction contemplated by this proposal.
5. That this Affidavit is given as a requirement of state law as provided in Section 30-22(8) of the Illinois
Procurement Code.

(Signature)

(Print Name of Affiant)

This instrument was acknowledged before me on _____ day of _____, _____.

(SEAL)

(Signature of Notary Public)



Illinois Department of Transportation

Bureau of Construction
2300 South Dirksen Parkway/Room 322
Springfield, Illinois 62764

Affidavit of Availability For the Letting of 9/4/2019

Instructions: Complete this form by either typing or using black ink. "Authorization to Bid" will not be issued unless both sides of this form are completed in detail. Use additional forms as needed to list all work.

Part I. Work Under Contract

List below all work you have under contract as either a prime contractor or a subcontractor. It is required to include all pending low bids not yet awarded or rejected. In a joint venture, list only that portion of the work which is the responsibility of your company. The uncompleted dollar value is to be based upon the most recent engineer's or owners estimate, and must include work subcontracted to others. If no work is contracted, show **NONE**.

	1	2	3	4	Awards Pending	
Contract Number						
Contract With						
Estimated Completion Date						
Total Contract Price						Accumulated Totals
Uncompleted Dollar Value if Firm is the Prime Contractor						
Uncompleted Dollar Value if Firm is the Subcontractor						
Total Value of All Work						

Part II. Awards Pending and Uncompleted Work to be done with your own forces.

List below the uncompleted dollar value of work for each contract and awards pending to be completed with your own forces. All work subcontracted to others will be listed on the reverse of this form. In a joint venture, list only that portion of the work to be done by your company. If no work is contracted, show **NONE**.

						Accumulated Totals
Earthwork						
Portland Cement Concrete Paving						
HMA Plant Mix						
HMA Paving						
Clean & Seal Cracks/Joints						
Aggregate Bases & Surfaces						
Highway, R.R. and Waterway Structures						
Drainage						
Electrical						
Cover and Seal Coats						
Concrete Construction						
Landscaping						
Fencing						
Guardrail						
Painting						
Signing						
Cold Milling, Planning & Rotomilling						
Demolition						
Pavement Markings (Paint)						
Other Construction (List)						
						\$ 0.00
Totals						

Disclosure of this information is **REQUIRED** to accomplish the statutory purpose as outlined in the "Illinois Procurement Code." Failure to comply will result in non-issuance of an "Authorization To Bid." This form has been approved by the State Forms Management Center.

Part III. Work Subcontracted to Others.

For each contract described in Part I, list all the work you have subcontracted to others.

	1	2	3	4	Awards Pending
Subcontractor					
Type of Work					
Subcontract Price					
Amount Uncompleted					
Subcontractor					
Type of Work					
Subcontract Price					
Amount Uncompleted					
Subcontractor					
Type of Work					
Subcontract Price					
Amount Uncompleted					
Subcontractor					
Type of Work					
Subcontract Price					
Amount Uncompleted					
Subcontractor					
Type of Work					
Subcontract Price					
Amount Uncompleted					
Subcontractor					
Type of Work					
Subcontract Price					
Amount Uncompleted					
Total Uncompleted					

I, being duly sworn, do hereby declare that this affidavit is a true and correct statement relating to ALL uncompleted contracts of the undersigned for Federal, State, County, City and private work, including ALL subcontract work, ALL pending low bids not yet awarded or rejected and ALL estimated completion dates.

Subscribed and sworn to before me
 this _____ day of _____, _____ Type or Print Name _____
 Officer or Director Title

Signed _____

 Notary Public

My commission expires _____

(Notary Seal)

Company _____

Address _____



PROPOSAL SUBMITTED BY		
Contractor's Name		
Street	P.O. Box	
City	State	Zip Code

STATE OF ILLINOIS

COUNTY DuPage
Village of Villa Park
(Name of City, Village, Town or Road District)

FOR THE IMPROVEMENT OF

PROJECT 2019 Pavement Patching Program
ROUTE Various
TYPES OF FUNDS Local Funds

SPECIFICATIONS (required)

CONTRACT BOND (required)

NOT FOR BID

County DuPage
Local Public Agency Village of Villa Park
Project 2019 Pavement Patching
Route Various

1. THIS AGREEMENT, made and concluded the _____ day of _____, _____
Month and Year
between the Village of Villa Park
acting by and through its Board of Trustees known as the party of the first part, and
_____ his/their executors, administrators, successors or assigns,
known as the party of the second part.

2. Witnesseth: That for and in consideration of the payments and agreements mentioned in the Proposal hereto attached, to be made and performed by the party of the first part, and according to the terms expressed in the Bond referring to these presents, the party of the second part agrees with said party of the first part at his/their own proper cost and expense to do all the work, furnish all materials and all labor necessary to complete the work in accordance with the plans and specifications hereinafter described, and in full compliance with all of the terms of this agreement and the requirements of the Engineer under it.
3. And it is also understood and agreed that the LPA Formal Contract Proposal, Special Provisions, Affidavit of Illinois Business Office, Apprenticeship or Training Program Certification, and Contract Bond hereto attached, and the Plans for the 2019 Pavement Patching Program, in the Village of Villa Park, approved by the Village of Villa Park on August 17, 2019, are essential documents of this contract and are a part hereof.
4. IN WITNESS WHEREOF, The said parties have executed these presents on the date above mentioned.

Attest: _____ The Village of Villa Park

Village Clerk By _____
(Seal) _____ Party of the First Part
(If a Corporation)

Corporate Name _____
By _____
President Party of the Second Part
(If a Co-Partnership)

Attest: _____

Secretary

Partners doing Business under the firm name of

Party of the Second Part
(If an individual)

Party of the Second Part



Route Various
County DuPage
Local Agency Village of Villa Park
Project 2019 Pavement Patching

We ,

a/an) [] Individual [] Co-partnership [] Corporation organized under the laws of the State of ,
as PRINCIPAL, and

as SURETY,

are held and firmly bound unto the above Local Agency (hereafter referred to as "LA") in the penal sum of

Dollars (), lawful money of the United States, well and truly to be paid unto said LA, for the payment of which we bind ourselves, our heirs, executors, administrators, successors, jointly to pay to the LA this sum under the conditions of this instrument.

WHEREAS THE CONDITION OF THE FOREGOING OBLIGATION IS SUCH that, the said Principal has entered into a written contract with the LA acting through its awarding authority for the construction of work on the above section, which contract is hereby referred to and made a part hereof, as if written herein at length, and whereby the said Principal has promised and agreed to perform said work in accordance with the terms of said contract, and has promised to pay all sums of money due for any labor, materials, apparatus, fixtures or machinery furnished to such Principal for the purpose of performing such work and has further agreed to pay all direct and indirect damages to any person, firm, company or corporation suffered or sustained on account of the performance of such work during the time thereof and until such work is completed and accepted; and has further agreed that this bond shall inure to the benefit of any person, firm, company or corporation to whom any money may be due from the Principal, subcontractor or otherwise for any such labor, materials, apparatus, fixtures or machinery so furnished and that suit may be maintained on such bond by any such person, firm, company or corporation for the recovery of any such money.

NOW THEREFORE, if the said Principal shall well and truly perform said work in accordance with the terms of said contract, and shall pay all sums of money due or to become due for any labor, materials, apparatus, fixtures or machinery furnished to him for the purpose of constructing such work, and shall commence and complete the work within the time prescribed in said contract, and shall pay and discharge all damages, direct and indirect, that may be suffered or sustained on account of such work during the time of the performance thereof and until the said work shall have been accepted, and shall hold the LA and its awarding authority harmless on account of any such damages and shall in all respects fully and faithfully comply with all the provisions, conditions and requirements of said contract, then this obligation to be void; otherwise to remain in full force and effect.

IN TESTIMONY WHEREOF, the said PRINCIPAL and the said SURETY have caused this instrument to be signed by their respective officers this _____ day of _____ A.D. _____

PRINCIPAL

(Company Name)

(Company Name)

By: _____
(Signature & Title)

By: _____
(Signature & Title)

Attest: _____
(Signature & Title)

Attest: _____
(Signature & Title)

(If PRINCIPAL is a joint venture of two or more contractors, the company names and authorized signature of each contractor must be affixed.)

STATE OF ILLINOIS,

COUNTY OF _____

I, _____, a Notary Public in and for said county, do hereby certify that

(Insert names of individuals signing on behalf or PRINCIPAL)

who are each personally known to me to be the same persons whose names are subscribed to the foregoing instrument on behalf of PRINCIPAL, appeared before me this day in person and acknowledged respectively, that they signed and delivered said instrument as their free and voluntary act for the uses and purposes therein set forth.

Given under my hand and notarial seal this _____ day of _____ A.D. _____

My commission expires _____

Notary Public (SEAL)

SURETY

(Name of Surety)

By: _____
(Signature of Attorney-in-Fact)

STATE OF ILLINOIS.

(SEAL)

COUNTY OF _____

I, _____, a Notary Public in and for said county, do hereby certify that

(Insert names of individuals signing on behalf or SURETY)

who are each personally known to me to be the same persons whose names are subscribed to the foregoing instrument on behalf of SURETY, appeared before me this day in person and acknowledged respectively, that they signed and delivered said instrument as their free and voluntary act for the uses and purposes therein set forth.

Given under my hand and notarial seal this _____ day of _____ A.D. _____

My commission expires _____

Notary Public (SEAL)

Approved this _____ day of _____, A.D. _____

Attest:

Village Clerk

Village of Villa Park
(Awarding Authority)

(Chairman/Mayor/President)

INDEX
FOR
SUPPLEMENTAL SPECIFICATIONS
AND RECURRING SPECIAL PROVISIONS

Adopted January 1, 2017

This index contains a listing of SUPPLEMENTAL SPECIFICATIONS, frequently used RECURRING SPECIAL PROVISIONS, and LOCAL ROADS AND STREETS RECURRING SPECIAL PROVISIONS.

ERRATA Standard Specifications for Road and Bridge Construction
(Adopted 4-1-16) (Revised 1-1-17)

SUPPLEMENTAL SPECIFICATIONS

<u>Std. Spec. Sec.</u>		<u>Page No.</u>
106	Control of Materials	1
403	Bituminous Surface Treatment (Class A-1, A-2, A-3)	2
420	Portland Cement Concrete Pavement	3
502	Excavation for Structures	5
503	Concrete Structures	7
504	Precast Concrete Structures	10
542	Pipe Culverts	11
586	Sand Backfill for Vaulted Abutments	12
670	Engineer's Field Office and Laboratory	14
704	Temporary Concrete Barrier	15
888	Pedestrian Push-Button	17
1003	Fine Aggregates	18
1004	Coarse Aggregates	19
1006	Metals	21
1020	Portland Cement Concrete	22
1103	Portland Cement Concrete Equipment	24



The Following Recurring Special Provisions Indicated By An "X" Are Applicable To This Contract And Are Included By Reference:

Recurring Special Provisions

<u>Check Sheet #</u>		<u>Page No.</u>
1	<input type="checkbox"/> Additional State Requirements for Federal-Aid Construction Contracts	26
2	<input type="checkbox"/> Subletting of Contracts (Federal-Aid Contracts)	29
3	<input type="checkbox"/> EEO	30
4	<input type="checkbox"/> Specific EEO Responsibilities Non Federal-Aid Contracts	40
5	<input type="checkbox"/> Required Provisions - State Contracts	45
6	<input type="checkbox"/> Asbestos Bearing Pad Removal	51
7	<input type="checkbox"/> Asbestos Waterproofing Membrane and Asbestos Hot-Mix Asphalt Surface Removal	52
8	<input type="checkbox"/> Temporary Stream Crossings and In-Stream Work Pads	53
9	<input type="checkbox"/> Construction Layout Stakes Except for Bridges	54
10	<input type="checkbox"/> Construction Layout Stakes	57
11	<input type="checkbox"/> Use of Geotextile Fabric for Railroad Crossing	60
12	<input type="checkbox"/> Subsealing of Concrete Pavements	62
13	<input type="checkbox"/> Hot-Mix Asphalt Surface Correction	66
14	<input type="checkbox"/> Pavement and Shoulder Resurfacing	68
15	<input type="checkbox"/> Patching with Hot-Mix Asphalt Overlay Removal	69
16	<input type="checkbox"/> Polymer Concrete	70
17	<input type="checkbox"/> PVC Pipeliner	72
18	<input type="checkbox"/> Bicycle Racks	73
19	<input type="checkbox"/> Temporary Portable Bridge Traffic Signals	75
20	<input type="checkbox"/> Work Zone Public Information Signs	77
21	<input type="checkbox"/> Nighttime Inspection of Roadway Lighting	78
22	<input type="checkbox"/> English Substitution of Metric Bolts	79
23	<input type="checkbox"/> Calcium Chloride Accelerator for Portland Cement Concrete	80
24	<input type="checkbox"/> Quality Control of Concrete Mixtures at the Plant	81
25	<input type="checkbox"/> Quality Control/Quality Assurance of Concrete Mixtures	89
26	<input type="checkbox"/> Digital Terrain Modeling for Earthwork Calculations	105
27	<input type="checkbox"/> Reserved	107
28	<input type="checkbox"/> Preventive Maintenance - Bituminous Surface Treatment	108
29	<input type="checkbox"/> Preventive Maintenance - Cape Seal	114
30	<input type="checkbox"/> Preventive Maintenance - Micro-Surfacing	129
31	<input type="checkbox"/> Preventive Maintenance - Slurry Seal	140
32	<input type="checkbox"/> Temporary Raised Pavement Markers	149
33	<input type="checkbox"/> Restoring Bridge Approach Pavements Using High-Density Foam	150
34	<input type="checkbox"/> Portland Cement Concrete Inlay or Overlay	153

The Following Local Roads And Streets Recurring Special Provisions Indicated By An "X" Are Applicable To This Contract And Are Included By Reference:

Local Roads And Streets Recurring Special Provisions

<u>Check Sheet #</u>		<u>Page No.</u>
LRS 1	Reserved	158
LRS 2	<input type="checkbox"/> Furnished Excavation	159
LRS 3	<input checked="" type="checkbox"/> Work Zone Traffic Control Surveillance	160
LRS 4	<input checked="" type="checkbox"/> Flaggers in Work Zones	161
LRS 5	<input checked="" type="checkbox"/> Contract Claims	162
LRS 6	<input checked="" type="checkbox"/> Bidding Requirements and Conditions for Contract Proposals	163
LRS 7	<input type="checkbox"/> Bidding Requirements and Conditions for Material Proposals	169
LRS 8	Reserved	175
LRS 9	<input type="checkbox"/> Bituminous Surface Treatments	176
LRS 10	Reserved	177
LRS 11	<input checked="" type="checkbox"/> Employment Practices	178
LRS 12	<input checked="" type="checkbox"/> Wages of Employees on Public Works	180
LRS 13	<input checked="" type="checkbox"/> Selection of Labor	182
LRS 14	<input type="checkbox"/> Paving Brick and Concrete Paver Pavements and Sidewalks	183
LRS 15	<input checked="" type="checkbox"/> Partial Payments	186
LRS 16	<input checked="" type="checkbox"/> Protests on Local Lettings	187
LRS 17	<input checked="" type="checkbox"/> Substance Abuse Prevention Program	188
LRS 18	<input type="checkbox"/> Multigrade Cold Mix Asphalt	189

INDEX OF SPECIAL PROVISIONS

TITLE	PAGE NO.
SPECIAL PROVISIONS	1
DEFINITIONS	1
LOCATION OF PROJECT	1
DESCRIPTION OF PROJECT	1
GENERAL SPECIAL PROVISIONS	3
QUALIFICATIONS OF BIDDERS.....	3
BID PRICE LIMITATIONS.....	5
BIDS TO REMAIN SUBJECT TO ACCEPTANCE	6
SUBCONTRACTORS	6
INSURANCE.....	6
INCREASED OR DECREASED QUANTITIES	7
MOBILIZATION.....	7
WORKING HOURS.....	7
HOLIDAYS	7
PUBLIC CONVENIENCE AND SAFETY (D-1).....	8
OPERATION OF WATER DISTRIBUTION FACILITIES.....	8
CONSTRUCTION SAFETY AND HEALTH STANDARDS.....	8
FINAL INSPECTION	9
CONTRACTOR'S DAILY REPORT	9
MAINTENANCE WARRANTY.....	9
MAINTENANCE OF ROADWAYS	10
KEEPING ROADS OPEN TO TRAFFIC	10
RESPONSIBILITY FOR VANDALISM.....	10
USE OF FIRE HYDRANTS	11
PROTECTION OF EXISTING DRAINAGE FACILITIES DURING CONSTRUCTION...	12

**2019 PAVEMENT PATCHING PROGRAM
VILLAGE OF VILLA PARK**

DROP HAMMERS..... 12

PAY ITEM SPECIAL PROVISIONS..... 13

PAY ITEM #01 – CLASS D PATCHES, 2 INCH..... 13

PAY ITEM #02 – CLASS D PATCHES, 6 INCH (SPECIAL) 14

PAY ITEM #03 – FRAMES AND LIDS TO BE ADJUSTED..... 15

PAY ITEM #04 – TRAFFIC CONTROL AND PROTECTION (SPECIAL)..... 16

PAY ITEM #05 – WATER USAGE DEDUCTION..... 17

PAY ITEM #06 – WATER USAGE CREDIT..... 17

SPECIAL PROVISION FOR INSURANCE (LR 107-4)

BDE SPECIAL PROVISIONS

APPENDIX A: PREVAILING WAGE RATES

APPENDIX B: VILLAGE OF VILLA PARK BIDDER REQUIREMENTS ORDINANCE

APPENDIX C: IRMA CONTRACTUAL INSURANCE GUIDELINES

APPENDIX D: IDOT HIGHWAY STANDARDS

APPENDIX E: MAP AND LIST OF PROPOSED PATCH LOCATIONS

SPECIAL PROVISIONS

The following Special Provisions supplement the “Standard Specifications for Road and Bridge Construction”, adopted April 1, 2016 (referred to hereinafter as the Standard Specifications); the “Supplemental Specifications and Recurring Special Provisions”, adopted January 1, 2018; the latest edition of the “Illinois Manual on Uniform Traffic Control Devices For Streets and Highways” (IMUTCD); and the “Standard Specifications for Water and Sewer Construction in Illinois”, 7th Edition, 2014 (referred to hereinafter as the Water and Sewer Specifications). In case of conflict with any part or parts of said Specifications, these Special Provisions shall take precedence and shall govern. Where no conflict exists, the said Specifications shall apply to this Contract as if repeated in their entirety herein.

DEFINITIONS

Contractor. The individual, firm, partnership, joint venture, or corporation contracting with the Village of Villa Park for performance of prescribed work.

Department, Owner or Village. The Village of Villa Park, DuPage County, Illinois.

Engineer. The Resident Engineer who is the authorized representative of the Village of Villa Park in immediate charge of the engineering details of a construction project.

LOCATION OF PROJECT

This project consists of work on various streets in the Village of Villa Park, DuPage County, Illinois. A map and list of proposed patch locations is provided as Appendix E. The locations and dimensions of patches which are provided are for the purpose of assisting with bidding only and are subject to change.

DESCRIPTION OF PROJECT

This project consists of the completion of hot-mix asphalt pavement patching on various streets in the Village of Villa Park. The scope of work includes approximately 4,800 square yards of Class D Patches, 2 Inch; and approximately 200 square yards of Class D Patches, 6 Inch. The existing cross section of 6 inch patches is approximately 4 inches of concrete subgrade with a 2 inch asphalt overlay. Additional scope includes frames and lids to be adjusted, traffic control and protection, and other related and incidental work.

NOT FOR BID

GENERAL SPECIAL PROVISIONS

QUALIFICATIONS OF BIDDERS

Bidders will comply with all applicable Federal, State and local laws and requirements, and will further meet the qualifications prescribed in this and other applicable portions of these provisions.

Bidder, in submitting a Bid, certifies that Bidder is in compliance with all applicable Federal, State and local laws and requirements, and that Bidder further meets the qualifications prescribed in this and other applicable portions of these provisions. Engineer's determination as to the compliance and qualifications of the Bidder will be final, and Bidder, in submitting a Bid, agrees to be bound by that determination.

Bidder, in submitting a Bid, certifies that Bidder is in compliance with the following requirements and qualifications. Bidder further certifies that Bidder is able to provide written evidence of Bidder's compliance with the following requirements and qualifications. Bidder shall, upon request by Engineer, submit such written evidence within five (5) calendar days of the Engineer's request, as well as any other written evidence which Engineer may deem necessary for the purpose of evaluating Bidder's qualifications.

- (a) Bidder shall be qualified to do business in the State of Illinois.
- (b) Bidder shall possess either a valid Federal Employer Tax Identification Number (FEIN) or a valid Social Security Number (SSN).
- (c) Bidder shall be able to provide a street address and description of the Bidder's place of business, and the mailing address of the business, if different from the street address.
- (d) Bidder shall be able to provide the number of years Bidder has been engaged in the contracting business under the present firm name, and the name of the state where incorporated.
- (e) Bidder shall be able to provide a list of the property and equipment available to the Bidder.
- (f) Bidder shall be able to provide a financial statement demonstrating that the Bidder has the financial resources to meet all obligations related to the Work.
- (g) Bidder shall maintain insurance policies with the coverages required by the Contract, and with the minimum limits of coverage required by the Contract. Bidder shall be able to provide current certificate(s) of insurance for the

**2019 PAVEMENT PATCHING PROGRAM
VILLAGE OF VILLA PARK**

insurance policies held by Bidder, demonstrating that Bidder holds insurance policies with the coverages required by the contract, and with the minimum limits of coverage required by the Contract.

- (h) Bidder shall have constructed a minimum of three (3) projects of a similar nature in the immediate past five (5) years. Bidder shall be able to provide a list of all projects of a similar nature constructed by Bidder in the immediate past five (5) years, which list shall contain the minimum of three (3) such projects, which list shall provide a description and the location(s) of all such projects, and shall contain the Bidder's performance record and references, as well as the names and current contact information, including addresses and telephone numbers, of persons who acted as owners' representatives for those projects and who have knowledge of those projects, and whom Bidder agrees the Village may contact for the purpose of verifying Bidder's performance and references.
- (i) Bidder shall be able to provide a list of three (3) references (name, address and telephone number) with knowledge of the integrity and business practices of the bidder. Such references may not be persons who have been employed by Bidder as employees.
- (j) Bidder shall be able to provide a list of projects presently under Contract, the awarded Contract amount of each, the approximate adjusted Contract amount of each (if applicable), and the dollar amount or percent of completion of each.
- (k) Bidder shall be able to provide a list of Contracts which have resulted in lawsuits, whether against Bidder as a prime contractor, against Bidder as a subcontractor, or against Bidder as a party in any other capacity; or against subcontractors or suppliers performing work for Bidder or under Contract held by Bidder.
- (l) Bidder shall be able to provide a list of Contracts defaulted.
- (m) Bidder shall be able to provide a statement indicating whether or not Bidder has ever filed bankruptcy.
- (n) Bidder shall be able to provide a list of all officers of the firm, which list shall also indicate those officers who, while in the employ of the firm or in the employ of previous firms, were associated with Contracts which resulted in lawsuits, Contracts defaulted, or firms which filed for bankruptcy.
- (o) Bidder shall maintain personnel guaranteed to be employed in the responsible charge of the Work, which personnel possess sufficient technical experience to ensure the satisfactory completion of the Work. Bidder shall be able to provide the names and technical experience of such personnel, as well as

**2019 PAVEMENT PATCHING PROGRAM
VILLAGE OF VILLA PARK**

statements as to whether the personnel have or have not performed satisfactorily on other contracts of like nature and magnitude or comparable difficulty at similar rate of progress.

- (p) Bidder shall be able to provide a list of subcontractors and suppliers anticipated to be employed by Bidder for the purpose of completing the Work, including the firm name, street address and description of place of business; mailing address of business (if different); phone, fax and e-mail contact information of business; name of primary contact; and a list of any projects or contracts for which Bidder currently owes monies to said firm, which list shall include a description of the project or contract, the amount currently due to said firm, the period of time for which those monies have been owed, and the expected date of payment of those monies.
- (q) Bidder shall participate in active apprenticeship and training programs approved by and registered with the United States Department of Labor Bureau of Apprenticeship and Training for each of the trades of work contemplated under the Contract. Bidder shall be able to provide evidence of Bidder's participation in such apprenticeship and training programs.
- (r) Bidder shall only employ subcontractors who meet the requirements prescribed in this section and other sections of these specifications.
- (s) Bidder shall be able to provide such other information as may assist the Village in determining whether the Bidder is adequately prepared to fulfill the Contract.

These requirements and qualifications are not intended to discourage bidding, to make it difficult for qualified Bidders to submit Bids, or to discourage beginning contractors. The purpose of these requirements and qualifications is to allow the Village to obtain sufficient information about Bidder's financial state, available equipment, personnel, and previous work experience so that the Village may mitigate the hazards involved in awarding contracts to parties who may not be qualified to perform the Work as specified.

A copy of Village of Villa Park Ordinance No. 3733, amending the requirements of bidders for construction projects, is provided as Appendix B.

BID PRICE LIMITATIONS

The bid price for TRAFFIC CONTROL AND PROTECTION (SPECIAL) shall not exceed 5 percent of the total bid price. If the bid price for TRAFFIC CONTROL AND PROTECTION (SPECIAL) exceeds 5 percent of the total bid price, the Village may reject the Bid.

**2019 PAVEMENT PATCHING PROGRAM
VILLAGE OF VILLA PARK**

Bidder, in submitting a Bid, certifies that the Bid is in compliance with this requirement. The Village's determination as to whether or not to reject a Bid that does not comply with this requirement will be final, and Bidder, in submitting a Bid, agrees to be bound by that determination.

BIDS TO REMAIN SUBJECT TO ACCEPTANCE

All bids shall remain subject to acceptance by the Village for a period of 60 calendar days from the date of the bid opening. The Village may extend the acceptance period by up to an additional 60 calendar days upon written notice to all bidders by the Village. The Village may, in its sole discretion, release any bid and return the bid bond prior to the end of the acceptance period.

SUBCONTRACTORS

Add the following paragraph to the end of Article 108.01 of the Standard Specifications:

“The apparent low Bidder shall submit to the Village within 7 calendar days after the receipt of bids, a list of the names of Bidder's proposed subcontractors and material suppliers along with a description of the work to be performed or the materials to be supplied by each.”

INSURANCE

Insurance and indemnification shall be in accordance with applicable sections of the Standard Specifications, and shall also be in accordance with the “IRMA Contractual Insurance Guidelines”, incorporated herein as Appendix C. If a conflict is determined to exist between the requirements prescribed in the Standard Specifications and the requirements prescribed in the IRMA Contractual Insurance Guidelines, such conflict will be resolved as follows:

- a. If a particular type of insurance coverage is required by one standard but not by both, that type of insurance coverage will be required.
- b. If the minimum limits of insurance coverage required by one standard differ from those required by the other standard, the higher minimum limits of insurance coverage will prevail.
- c. If any other conflicts are determined to exist between the requirements prescribed in the two standards, the stricter of the two requirements will prevail. The Village will make the final determination as to what constitutes a stricter requirement.

**2019 PAVEMENT PATCHING PROGRAM
VILLAGE OF VILLA PARK**

INCREASED OR DECREASED QUANTITIES

The Village reserves the right to increase or decrease the amount of work shown in the plans in accordance with Section 109 of the Standard Specifications.

MOBILIZATION

Mobilization shall be in accordance with Section 671 of the Standard Specifications, except as modified herein.

Revise Article 671.02, Basis of Payment, to read:

“671.02 Basis of Payment. This work will not be paid for separately but shall be included in the unit bid prices of the items for which this work applies.”

WORKING HOURS

Working hours will be between 7:00 A.M. and 5:00 P.M., Monday through Friday, excluding holidays as designated by the Contract.

Contractor will not permit the performance of Work outside these working hours without Owner’s written consent, which may be given after prior written request to Engineer, except as otherwise required for the safety of persons or the Work or property at the Site or adjacent thereto, and except as otherwise stated in the Contract Documents.

If Contractor permits the performance of Work outside these working hours, Contractor will compensate Owner for the costs of inspection and other services provided by Engineer. Owner will determine the rates at which such inspection and other services are to be compensated. Owner will determine the interval or intervals at which billing will take place, and may, at Owner’s discretion, submit invoices for payment to Contractor, or deduct the costs from any monies due or to become due to the Contractor from Owner.

HOLIDAYS 2019

Revise the list of legal holidays in Article 107.09 of the Standard Specifications to read:

New Year’s Day – 1/1
Easter – 4/21
Memorial Day – 5/27

Thanksgiving Day – 11/28
Thanksgiving Friday – 11/29
Christmas Eve – 12/24

**2019 PAVEMENT PATCHING PROGRAM
VILLAGE OF VILLA PARK**

Independence Day – 7/4
Labor Day – 9/2

Christmas Day – 12/25
New Year's Eve – 12/31

PUBLIC CONVENIENCE AND SAFETY (D-1)

Effective: May 1, 2012
Revised: July 15, 2012

Add the following to the end of the fourth paragraph of Article 107.09:

“If the holiday is on a Saturday or Sunday, and is legally observed on a Friday or Monday, the length of Holiday Period for Monday or Friday shall apply.”

Add the following sentence after the Holiday Period table in the fourth paragraph of Article 107.09:

“The Length of Holiday Period for Thanksgiving shall be from 5:00 AM the Wednesday prior to 11:59 PM the Sunday After”

Delete the fifth paragraph of Article 107.09 of the Standard Specifications:

“On weekends, excluding holidays, on roadways with Average Daily Traffic of 25,000 or greater, all lanes shall be open to traffic from 3:00 P.M. Friday to midnight Sunday except where structure construction or major rehabilitation makes it impractical.”

OPERATION OF WATER DISTRIBUTION FACILITIES

Contractor shall not operate any water distribution facilities, including, but not limited to, valves or hydrants. If Contractor requires the operation of such facilities, Contractor shall provide a minimum of 48 hours' notice to the Village and the Village will operate such facilities.

CONSTRUCTION SAFETY AND HEALTH STANDARDS

It is a condition of this contract and shall be made a condition of each subcontract entered into pursuant to this contract that the Contractor and any Subcontractor shall not require any laborer or mechanic employed in performance of that contract to work in surroundings or under working conditions which are unsanitary, hazardous or dangerous to their health or safety, as determined under Federal Construction Safety and Health Standards.

**2019 PAVEMENT PATCHING PROGRAM
VILLAGE OF VILLA PARK**

FINAL INSPECTION

Final inspection shall be in accordance with Article 105.13 of the Standard Specifications, except as modified herein.

Revise the second paragraph of Article 105.13, Final Inspection, to read:

“If the inspection discloses any work, in whole or in part, as being unsatisfactory, the Engineer will give the Contractor the necessary instructions for correction of same, and the Contractor shall comply with such instructions within 14 calendar days of receipt of such instructions. The Contractor shall give the Engineer not less than 48 hours’ notice, in writing, prior to beginning any such corrective work. Upon completion of all corrective work, the Contractor shall give the Engineer notice in writing. Upon receipt of such notice, the Engineer will make another inspection which shall constitute the final inspection provided the work has been satisfactorily completed. In such event, the Engineer will notify the Contractor in writing of the date of final inspection.”

CONTRACTOR’S DAILY REPORT

The Contractor shall complete the Contractor’s Daily Report with their As-Built quantities for that working day, and submit to the Village prior to the next working day unless otherwise approved by the Engineer. The Contractor’s Daily Report form shall be provided to the contractor at the Pre-Bid meeting.

MAINTENANCE WARRANTY

The Contractor shall execute and deliver to the Village, before final payment will be issued, a written warranty, in a form satisfactory to the Village, which guarantees that all work is in accordance with the contract and will not be defective. This warranty shall guarantee all work for a period of 1 year from the date of final inspection.

The Contractor shall furnish a warranty bond in an amount equal to 10 percent of the final contract amount, or \$20,000.00, whichever is greater, by a surety satisfactory to the Village to guarantee Contractor’s warranty to repair defective work.

If, within the warranty period, the Village determines any work to be defective, a written notice of such deficiency will be sent to the Contractor by certified mail.

The Contractor shall, within 14 calendar days of receipt of the notice of deficiency, and without cost to the Village, correct or repair such defective work, or remove and replace the defective work in accordance with the contract requirements for the item or items in question.

2019 PAVEMENT PATCHING PROGRAM VILLAGE OF VILLA PARK

If Contractor desires an extension of time to complete the corrective work, Contractor shall make such request in writing within 10 calendar days of receipt of the notice of deficiency. After the Contractor has filed a request for an extension of time, the Village will notify the Contractor, in writing, whether or not such extension will be approved.

Should the Contractor fail to complete the corrective work within the 14 calendar days or within such extended time as may have been allowed, the Contractor shall be liable and shall pay to the Village the amount shown in the Schedule of Deductions for Each Day of Overrun in Contract Time, not as a penalty but as liquidated damages, for each day of overrun beyond the 14 calendar days or such extended time as may have been allowed.

MAINTENANCE OF ROADWAYS

Effective: September 30, 1985

Revised: November 1, 1996

Beginning on the date that work begins on this project, the Contractor shall assume responsibility for normal maintenance of all existing roadways within the limits of the improvement. This normal maintenance shall include all repair work deemed necessary by the Engineer, but shall not include snow removal operations. Traffic control and protection for maintenance of roadways will be provided by the Contractor as required by the Engineer.

If items of work have not been provided in the contract, or otherwise specified for payment, such items, including the accompanying traffic control and protection required by the Engineer, will be paid for in accordance with Article 109.04 of the "Standard Specifications".

KEEPING ROADS OPEN TO TRAFFIC

All roads shall remain open to traffic unless otherwise stated or permitted by the Engineer. When necessary to close one lane because of construction, the Contractor shall maintain one-way traffic during construction hours with the use of signs and flaggers as shown on the Traffic Control Standards. Two lanes of traffic will be maintained during nights and weekends when no construction activities are being carried on.

RESPONSIBILITY FOR VANDALISM

The Contractor shall be responsible for the protection of all equipment and materials. Any equipment or materials which are stolen, missing, lost, damaged or vandalized shall be the Contractor's responsibility to replace or repair as needed at no additional cost to the contract.

2019 PAVEMENT PATCHING PROGRAM VILLAGE OF VILLA PARK

The Contractor shall be responsible for the defacement of any concrete pours before they have set up. Concrete pavement, sidewalk, driveway, or curbing that has been defaced, in the opinion of the Engineer, shall be removed and replaced by the Contractor at Contractor's expense.

USE OF FIRE HYDRANTS

Revise Article 107.18, Use of Fire Hydrants, of the Standard Specifications to read:

“107.18 Use of Fire Hydrants. If Contractor requires water for the completion of construction operations, and desires to obtain water from the Village, the Contractor shall make written application to the Village. If such application is approved by the Village, the Contractor shall obtain water from the fire hydrant located at 100 West Home Avenue, adjacent to the Village of Villa Park Fleet Maintenance Garage. Contractor's use of said hydrant and methods of obtaining water shall be in compliance with all applicable ordinances, rules, and regulations concerning such use. Contractor shall furnish all labor and equipment necessary to make a connection to said hydrant, and to obtain and transport water.

Prior to obtaining water, Contractor shall make written application to the Village for temporary use of a hydrant meter. If the application for temporary use of a hydrant meter is approved, the Contractor shall provide a deposit of three-thousand dollars (\$3,000.00) to the Village for the temporary use of said hydrant meter, which deposit will be held by the Village until such time that the meter is returned to the Village by the Contractor in satisfactory condition. Contractor shall use said hydrant meter when obtaining water, and shall comply with all conditions for the use of said meter. Contractor shall return the hydrant meter to the Village within 24 hours of project completion and within 24 hours of any request by the Village that the hydrant meter be returned.

If Contractor makes application for temporary use of a hydrant meter and the application is not approved, Contractor shall make record of the quantity of water obtained, along with the date and time obtained, and shall report such information after each use to the Village of Villa Park Public Works Department, 11 West Home Avenue. If such use takes place outside of the normal working hours of the Public Works Department, Contractor shall report such information immediately upon the commencement of normal working hours.

Contractor shall not use, operate or obtain water from any hydrants other than the hydrant prescribed. Contractor shall not obtain water from the Village for construction operations or activities not under contract with the Village.

If a water main break occurs and the Village determines that the water main break is a result of Contractor's use of a hydrant, the Village may require the Contractor to repair the water main break in accordance with all applicable construction standards and

**2019 PAVEMENT PATCHING PROGRAM
VILLAGE OF VILLA PARK**

requirements and at no cost to the contract, or may repair the water main break by other means and invoice the Contractor for reimbursement of the Village's costs.

Water usage will be measured according to the Special Provisions WATER USAGE DEDUCTION and WATER USAGE CREDIT."

PROTECTION OF EXISTING DRAINAGE FACILITIES DURING CONSTRUCTION

Unless otherwise noted in the contract plans, the existing drainage facilities shall remain in use during the period of construction.

Locations of existing drainage structures and sewers, if shown on the contract plans, are approximate. Prior to commencement of work, the Contractor, at his/her own expense, shall determine the exact location of existing structures which are within the proposed construction site.

All drainage structures are to be kept free from any debris resulting from construction operations. All work and materials necessary to prevent accumulation of debris in the drainage structure resulting from construction operations shall be removed at the Contractor's own expense, and no extra compensation will be allowed.

Unless reconstruction or adjustment of an existing manhole, catch basin, or inlet is called for in the contract plans or ordered by the Engineer, the proposed work shall meet the existing elevations of these structures. Should reconstruction or adjustment of a drainage structure be required by the Engineer in the field, the necessary work and payment shall be done in accordance with Section 602 and Article 104.02 respectively, of the Standard Specifications.

Existing frames and grates are to remain unless otherwise noted in the contract plans or as directed by the Engineer. Frames and grates that are missing or damaged prior to construction shall be replaced. The type of replacements frame or grate shall be determined by the Engineer, and replacement and payment for same shall be in accordance with Section 604 and Article 104.02 respectively, of the Standard Specifications unless otherwise noted in the plans or special provisions.

DROP HAMMERS

The use of drop hammers or similar equipment will not be permitted.

PAY ITEM SPECIAL PROVISIONS

PAY ITEM #01 – CLASS D PATCHES, 2 INCH

Description. This work shall consist of the milling of existing pavement and the replacement with hot-mix asphalt (HMA) at locations designated by the Engineer. This work shall be in accordance with Section 442 of the Standard Specifications, except as modified herein.

All references to a specified type or types of patches in the Standard Specifications are hereby removed.

All patches shall be saw cut to a depth of 2 in. prior to milling of the existing pavement. Saw cuts shall be completed no more than 72 hours prior to milling of the existing pavement. The Engineer may waive this requirement if, in the opinion of the Engineer, the Contractor is able to achieve a clean, shear edge by milling alone. Saw cuts will not be paid for separately, but shall be included in the cost of this work.

In certain instances, the Village may be able to accept some or all grindings, on a space-available basis. All grindings not accepted by the Village shall be disposed of. Disposal of grindings will not be paid for separately, but shall be included in the cost of this work.

Removal of any crack seal material, cold mix asphalt patching material, or any other non-uniform materials in the pavement will not be paid for separately, but shall be included in the cost of this work.

Prior to paving of the patch, all exposed faces in the patch shall be primed (tack coat) in accordance with Section 406.05 of the Standard Specifications. This work will not be paid for separately, but shall be included in the cost of this work.

Paving of patches shall consist of the placement of one lift of Hot-Mix Asphalt Surface Course, Mix "D", N50, with a thickness of 2 in. Paving of a patch shall be completed within 24 hours of milling and during the same day as the application of prime (tack coat).

Where a patch crosses the centerline of the roadway, the patch shall be completed in two sections so as to maintain the crown in the road. The cost of completing patches in two sections will not be paid for separately, but shall be included in the cost of this work.

Method of Measurement. The Engineer will provide the Contractor with a list of patches prior to the start of work. Such list shall contain the measurements of each patch as determined by the Engineer. If Contractor disagrees with the measurements of a patch or patches, Contractor shall, before any work is started which would affect the measurement, request in writing that the quantities in question be measured. If Contractor does not submit such request in writing before any work is started which would

**2019 PAVEMENT PATCHING PROGRAM
VILLAGE OF VILLA PARK**

affect the measurement, then no further measurement will be made and payment will be made for the quantities provided by the Engineer.

Basis of Payment. This work will be paid for at the contract unit price per square yard for CLASS D PATCHES, 2 INCH.

PAY ITEM #02 – CLASS D PATCHES, 6 INCH (SPECIAL)

Description. This work shall consist of the removal of existing pavement and the replacement with hot-mix asphalt (HMA) at locations designated by the Engineer. This work shall be in accordance with Section 442 of the Standard Specifications, except as modified herein.

All references to a specified type or types of patches in the Standard Specifications are hereby removed.

The existing typical section is either 4 inches of Portland Cement Concrete (PCC) or 4 inches of Hot-Mix Asphalt (HMA) Binder Course, overlaid with 2 inches of HMA Surface Course. No additional compensation will be granted for conditions encountered in the field that vary from this typical section.

All patches shall be saw cut to the full depth of the PCC or Binder section (6 inches typical). Saw cuts shall be completed no more than 72 hours prior to removal of the existing pavement. Saw cuts will not be paid for separately, but shall be included in the cost of this work.

Removal of any crack seal material, cold mix asphalt patching material, or any other non-uniform materials in the pavement will not be paid for separately, but shall be included in the cost of this work.

Prior to paving of the patch, all exposed faces in the patch shall be primed (tack coat) in accordance with Section 406.05 of the Standard Specifications. This work will not be paid for separately, but shall be included in the cost of this work.

Paving of patches shall consist of the placement of two lifts of Hot-Mix Asphalt. The lower lift of the patch shall be constructed with Hot-Mix Asphalt Binder Course, IL-19.0, N50 with a thickness of 4 in. The upper lift of the patch shall be constructed with Hot-Mix Asphalt Surface Course, Mix "D", N50, with a thickness of 2 in. Paving of the lower lift of a patch shall be completed within 24 hours of milling and during the same day as the application of prime (tack coat). Paving of the upper lift of a patch shall be completed no less than 4 hours and no more than 24 hours after paving of the lower lift of the patch. In the event the upper lift is not completed on the same day as the lower lift, the patches exposed faces shall be re-primed (tack coat) in advance of the paving of the second lift.

**2019 PAVEMENT PATCHING PROGRAM
VILLAGE OF VILLA PARK**

Method of Measurement. The Engineer will provide the Contractor with a list of patches prior to the start of work. Such list shall contain the locations and rough measurements of each patch as determined by the Engineer. If Contractor disagrees with the measurements of a patch or patches, Contractor shall, before any work is started which would affect the measurement, request in writing that the quantities in question be measured. If Contractor does not submit such request in writing before any work is started which would affect the measurement, then no further measurement will be made and payment will be made for the quantities provided by the Engineer.

Basis of Payment. This work will be paid for at the contract unit price per square yard for CLASS D PATCHES, 6 INCH (SPECIAL).

PAY ITEM #03 – FRAMES AND LIDS TO BE ADJUSTED

Description. This work shall consist of adjusting the frames and lids of existing drainage and utility structures located within pavement patches to be completed under this contract, if directed by the Engineer. This work shall be in accordance with Section 603 of the Standard Specifications, except as modified herein.

All frames and lids which are adjusted as a part of this contract shall have a cast iron riser ring furnished and installed between the existing frame of the structure and the existing lid. A single cast iron riser ring of the appropriate height shall be used. The use of multiple riser rings, riser rings of a material other than cast iron, or riser rings which do not satisfactorily fit both the existing frame and the existing lid will not be permitted. Contractor shall have multiple riser rings of varying heights present on the job site in order to accommodate varying adjustment heights which may be necessary.

The existing frame shall be cleaned with a wire brush prior to installation of the riser ring. Contractor shall take measures to prevent the deposit of debris into the drainage or utility structure, and shall remove and dispose of any debris generated by the cleaning process. Cleaning shall be to the satisfaction of the Engineer.

The height of the frame and lid after adjustment shall be such that the final surface elevation of the hot-mix asphalt patch is $\frac{1}{4}$ in. above the elevation of the frame and lid.

Riser rings will not be paid for separately but shall be included in the cost of this work.

Basis of Payment. This work will be paid for at the contract unit price per each for FRAMES AND LIDS TO BE ADJUSTED. No payment will be made for any structures which are not adjusted under this contract, or for structures which Engineer has not directed to be adjusted.

**2019 PAVEMENT PATCHING PROGRAM
VILLAGE OF VILLA PARK**

PAY ITEM #04 – TRAFFIC CONTROL AND PROTECTION (SPECIAL)

Description. This work shall consist of the furnishing, installation, maintenance, relocation, and removal of work zone traffic control and protection. This work shall be in accordance with Section 701 of the Standard Specifications, the Supplemental Specifications, the “Illinois Manual of Uniform Traffic Control Devices”, the Highway Standards and details contained in the Plans and Special Provisions, and the Special Provisions contained herein, except as modified herein.

The bid price for TRAFFIC CONTROL AND PROTECTION (SPECIAL) shall not exceed 5 percent of the total bid price. If the bid price for TRAFFIC CONTROL AND PROTECTION (SPECIAL) exceeds 5 percent of the total bid price, the Village may reject the Bid.

Special Attention is called to Article 107.09 of the Standard Specifications and the following Highway Standards, Details, Recurring Local Roads and Streets Special Provisions, and Special Provisions contained herein, relating to traffic control.

HIGHWAY STANDARDS: 701301, 701311, 701501, 701901

DETAILS:

Traffic Control and Protection for Side Roads, Intersections, and Driveways
(TC-10)

SPECIAL PROVISIONS (Included in these Special Provisions):

Maintenance of Roadways
Work Zone Traffic Control Surveillance (LRS 3)
Flaggers in Work Zones (LRS 4)

Contractor shall contact the Village at least 72 hours in advance of beginning work. Construction operations shall be conducted in a manner such that streets shall be open to emergency traffic and accessible as required to local traffic. Advanced notice shall be provided to residents, police, fire, schools, school districts, school bus companies, trash haulers, and PACE when access to any street will be closed or limited, even if only temporarily. The work shall be accomplished such that all streets shall be left open to local traffic at the end of each workday.

The Contractor shall be responsible for furnishing and implementing all traffic control for any road closures or detour routes which are permitted.

The Contractor shall be responsible for maintaining safe access to the construction site for school buses. The Contractor shall also be responsible for ensuring that any detour routes which are permitted are accessible to school buses.

**2019 PAVEMENT PATCHING PROGRAM
VILLAGE OF VILLA PARK**

The Contractor shall be responsible for maintaining access to the construction site for trash haulers. If trash haulers are unable to access the construction site, the Contractor shall relocate trash, recycling and other waste containers to a location accessible by the trash hauler, and shall return containers to their original location following pickup by the trash hauler.

Method of Measurement. This work will be measured for payment on a lump sum basis. No measurement will be made of any of the individual components of this work.

Basis of Payment. Traffic control and protection will be paid for at the contract lump sum price for TRAFFIC CONTROL AND PROTECTION (SPECIAL).

PAY ITEM #05 – WATER USAGE DEDUCTION

Description. Pay items are provided as a part of this contract for the purpose of documenting the quantity of water obtained from the Village by the Contractor.

If the Contractor elects to obtain water from the Village, the Contractor shall comply with the Special Provision USE OF FIRE HYDRANTS. The quantity of water obtained from the Village by the Contractor shall be deducted from the contract as WATER USAGE DEDUCTION, and shall be credited to the contract as WATER USAGE CREDIT.

The WATER USAGE DEDUCTION pay item for this contract has been established with a unit of measurement in thousands of gallons (TGAL), a quantity of one-hundred (100.00), and a contract unit price of a deduction of eight dollars and eighty-five cents (\$8.85), for a total WATER USAGE DEDUCTION contract price of a deduction of eight-hundred eighty-five dollars and no cents (\$885.00). Bidder, in submitting a bid, accepts the quantity, contract unit price, and total contract price of the WATER USAGE DEDUCTION pay item.

Method of Measurement. Water usage will be measured as the actual quantity of water obtained from the Village by the Contractor, which quantity shall be rounded up to the nearest 1,000 gallons.

Basis of Payment. The water usage deduction will be deducted at the contract unit price per thousand gallons (TGAL) for WATER USAGE DEDUCTION. The quantity deducted as WATER USAGE DEDUCTION will be equal to the quantity paid for as WATER USAGE CREDIT.

PAY ITEM #06 – WATER USAGE CREDIT

Description. Pay items are provided as a part of this contract for the purpose of documenting the quantity of water obtained from the Village by the Contractor.

**2019 PAVEMENT PATCHING PROGRAM
VILLAGE OF VILLA PARK**

If the Contractor elects to obtain water from the Village, the Contractor shall comply with the Special Provision USE OF FIRE HYDRANTS. The quantity of water obtained from the Village by the Contractor shall be deducted from the contract as WATER USAGE DEDUCTION, and shall be credited to the contract as WATER USAGE CREDIT.

The WATER USAGE CREDIT pay item for this contract has been established with a unit of measurement in thousands of gallons (TGAL), a quantity of one-hundred (100.00), and a contract unit price of eight dollars and eighty-five cents (\$8.85), for a total WATER USAGE CREDIT contract price of eight-hundred eighty-five dollars and no cents (\$885.00). Bidder, in submitting a bid, accepts the quantity, contract unit price, and total contract price of the WATER USAGE CREDIT pay item.

Method of Measurement. Water usage will be measured as the actual quantity of water obtained from the Village by the Contractor, which quantity shall be rounded up to the nearest 1,000 gallons.

Basis of Payment. The water usage credit will be paid for at the contract unit price per thousand gallons (TGAL) for WATER USAGE CREDIT. The quantity paid for as WATER USAGE CREDIT will be equal to the quantity deducted as WATER USAGE DEDUCTION.

State of Illinois
Department of Transportation
Bureau of Local Roads and Streets

SPECIAL PROVISION
FOR
INSURANCE

Effective: February 1, 2007
Revised: August 1, 2007

All references to Sections or Articles in this specification shall be construed to mean specific Section or Article of the Standard Specifications for Road and Bridge Construction, adopted by the Department of Transportation.

The Contractor shall name the following entities as additional insured under the Contractor's general liability insurance policy in accordance with Article 107.27:

Village of Villa Park

The entities listed above and their officers, employees, and agents shall be indemnified and held harmless in accordance with Article 107.26.

BDE SPECIAL PROVISIONS
For the November 9, 2018 Letting

The following special provisions indicated by a "check mark" are applicable to this contract and will be included by the Project Development and Implementation Section of the BD&E. An * indicates a new or revised special provision for the letting.

File Name	#		Special Provision Title	Effective	Revised
80099	1	<input type="checkbox"/>	Accessible Pedestrian Signals (APS)	April 1, 2003	Jan. 1, 2014
80382	2	<input type="checkbox"/>	Adjusting Frames and Grates	April 1, 2017	
80274	3	<input type="checkbox"/>	Aggregate Subgrade Improvement	April 1, 2012	April 1, 2016
80192	4	<input type="checkbox"/>	Automated Flagger Assistance Device	Jan. 1, 2008	
80173	5	<input type="checkbox"/>	Bituminous Materials Cost Adjustments	Nov. 2, 2006	Aug. 1, 2017
80241	6	<input type="checkbox"/>	Bridge Demolition Debris	July 1, 2009	
50261	7	<input type="checkbox"/>	Building Removal-Case I (Non-Friable and Friable Asbestos)	Sept. 1, 1990	April 1, 2010
50481	8	<input type="checkbox"/>	Building Removal-Case II (Non-Friable Asbestos)	Sept. 1, 1990	April 1, 2010
50491	9	<input type="checkbox"/>	Building Removal-Case III (Friable Asbestos)	Sept. 1, 1990	April 1, 2010
50531	10	<input type="checkbox"/>	Building Removal-Case IV (No Asbestos)	Sept. 1, 1990	April 1, 2010
80366	11	<input type="checkbox"/>	Butt Joints	July 1, 2016	
80386	12	<input type="checkbox"/>	Calcium Aluminate Cement for Class PP-5 Concrete Patching	Nov. 1, 2017	
*	80396	<input type="checkbox"/>	Class A and B Patching	Jan. 1, 2018	Nov. 1, 2018
80384	14	<input type="checkbox"/>	Compensable Delay Costs	June 2, 2017	
80198	15	<input checked="" type="checkbox"/>	Completion Date (via calendar days)	April 1, 2008	
80199	16	<input type="checkbox"/>	Completion Date (via calendar days) Plus Working Days	April 1, 2008	
80293	17	<input type="checkbox"/>	Concrete Box Culverts with Skews > 30 Degrees and Design Fills ≤ 5 Feet	April 1, 2012	July 1, 2016
80311	18	<input type="checkbox"/>	Concrete End Sections for Pipe Culverts	Jan. 1, 2013	April 1, 2016
80277	19	<input type="checkbox"/>	Concrete Mix Design – Department Provided	Jan. 1, 2012	April 1, 2016
80261	20	<input checked="" type="checkbox"/>	Construction Air Quality – Diesel Retrofit	June 1, 2010	Nov. 1, 2014
80387	21	<input type="checkbox"/>	Contrast Preformed Plastic Pavement Marking	Nov. 1, 2017	
80029	22	<input type="checkbox"/>	Disadvantaged Business Enterprise Participation	Sept. 1, 2000	April 2, 2018
*	80402	<input type="checkbox"/>	Disposal Fees	Nov. 1, 2018	
80378	24	<input type="checkbox"/>	Dowel Bar Inserter	Jan. 1, 2017	Jan. 1, 2018
80388	25	<input type="checkbox"/>	Equipment Parking and Storage	Nov. 1, 2017	
80229	26	<input type="checkbox"/>	Fuel Cost Adjustment	April 1, 2009	Aug. 1, 2017
80304	27	<input type="checkbox"/>	Grooving for Recessed Pavement Markings	Nov. 1, 2012	Nov. 1, 2017
80246	28	<input type="checkbox"/>	Hot-Mix Asphalt – Density Testing of Longitudinal Joints	Jan. 1, 2010	Aug. 1, 2018
80398	29	<input type="checkbox"/>	Hot-Mix Asphalt – Longitudinal Joint Sealant	Aug. 1, 2018	
*	80399	<input type="checkbox"/>	Hot-Mix Asphalt – Oscillatory Roller	Aug. 1, 2018	Nov. 1, 2018
80347	31	<input type="checkbox"/>	Hot-Mix Asphalt – Pay for Performance Using Percent Within Limits – Jobsite Sampling	Nov. 1, 2014	Aug. 1, 2018
80383	32	<input type="checkbox"/>	Hot-Mix Asphalt – Quality Control for Performance	April 1, 2017	Nov. 1, 2017
80376	33	<input type="checkbox"/>	Hot-Mix Asphalt – Tack Coat	Nov. 1, 2016	
80392	34	<input type="checkbox"/>	Lights on Barricades	Jan. 1, 2018	
80336	35	<input type="checkbox"/>	Longitudinal Joint and Crack Patching	April 1, 2014	April 1, 2016
80393	36	<input type="checkbox"/>	Manholes, Valve Vaults, and Flat Slab Tops	Jan. 1, 2018	March 2, 2018
80400	37	<input type="checkbox"/>	Mast Arm Assembly and Pole	Aug. 1, 2018	
80045	38	<input type="checkbox"/>	Material Transfer Device	June 15, 1999	Aug. 1, 2014
80394	39	<input type="checkbox"/>	Metal Flared End Section for Pipe Culverts	Jan. 1, 2018	April 1, 2018
80165	40	<input type="checkbox"/>	Moisture Cured Urethane Paint System	Nov. 1, 2006	Jan. 1, 2010
80349	41	<input type="checkbox"/>	Pavement Marking Blackout Tape	Nov. 1, 2014	April 1, 2016
80371	42	<input type="checkbox"/>	Pavement Marking Removal	July 1, 2016	
80390	43	<input type="checkbox"/>	Payments to Subcontractors	Nov. 2, 2017	
80377	44	<input type="checkbox"/>	Portable Changeable Message Signs	Nov. 1, 2016	April 1, 2017
80389	45	<input type="checkbox"/>	Portland Cement Concrete	Nov. 1, 2017	
80359	46	<input type="checkbox"/>	Portland Cement Concrete Bridge Deck Curing	April 1, 2015	Nov. 1, 2017
80401	47	<input type="checkbox"/>	Portland Cement Concrete Pavement Connector for	Aug. 1, 2018	

			Bridge Approach Slab		
80385	48	<input type="checkbox"/>	Portland Cement Concrete Sidewalk	Aug. 1, 2017	
80300	49	<input type="checkbox"/>	Preformed Plastic Pavement Marking Type D - Inlaid	April 1, 2012	April 1, 2016
80328	50	<input checked="" type="checkbox"/>	Progress Payments	Nov. 2, 2013	
34261	51	<input type="checkbox"/>	Railroad Protective Liability Insurance	Dec. 1, 1986	Jan. 1, 2006
80157	52	<input type="checkbox"/>	Railroad Protective Liability Insurance (5 and 10)	Jan. 1, 2006	
80306	53	<input checked="" type="checkbox"/>	Reclaimed Asphalt Pavement (RAP) and Reclaimed Asphalt Shingles (RAS)	Nov. 1, 2012	Jan. 1, 2018
80395	54	<input type="checkbox"/>	Sloped Metal End Section for Pipe Culverts	Jan. 1, 2018	
80340	55	<input type="checkbox"/>	Speed Display Trailer	April 2, 2014	Jan. 1, 2017
80127	56	<input type="checkbox"/>	Steel Cost Adjustment	April 2, 2004	Aug. 1, 2017
80397	57	<input type="checkbox"/>	Subcontractor and DBE Payment Reporting	April 2, 2018	
80391	58	<input type="checkbox"/>	Subcontractor Mobilization Payments	Nov. 2, 2017	
80317	59	<input type="checkbox"/>	Surface Testing of Hot-Mix Asphalt Overlays	Jan. 1, 2013	April 1, 2016
80298	60	<input type="checkbox"/>	Temporary Pavement Marking (NOTE: This special provision was previously named "Pavement Marking Tape Type IV".)	April 1, 2012	April 1, 2017
20338	61	<input type="checkbox"/>	Training Special Provisions	Oct. 15, 1975	
* 80403	62	<input type="checkbox"/>	Traffic Barrier Terminal, Type 1 Special	Nov. 1, 2018	
80318	63	<input type="checkbox"/>	Traversable Pipe Grate for Concrete End Sections (NOTE: This special provision was previously named "Traversable Pipe Grate".)	Jan. 1, 2013	Jan. 1, 2018
80288	64	<input checked="" type="checkbox"/>	Warm Mix Asphalt	Jan. 1, 2012	April 1, 2016
80302	65	<input type="checkbox"/>	Weekly DBE Trucking Reports	June 2, 2012	April 2, 2015
80071	66	<input type="checkbox"/>	Working Days	Jan. 1, 2002	

The following special provisions are in the 2018 Supplemental Specifications and Recurring Special Provisions.

<u>File Name</u>	<u>Special Provision Title</u>	<u>New Location</u>	<u>Effective</u>	<u>Revised</u>
80368	Light Tower	Article 1069.08	July 1, 2016	
80369	Mast Arm Assembly and Pole	Article 1077.03(a)(1)	July 1, 2016	
80338	Portland Cement Concrete Partial Depth Hot-Mix Asphalt Patching	Recurring CS #35	April 1, 2014	April 1, 2016
80379	Steel Plate Beam Guardrail	Articles 630.02, 630.05, 630.06, and 630.08	Jan. 1, 2017	
80381	Traffic Barrier Terminal, Type 1 Special	Article 631.04	Jan. 1, 2017	
80380	Tubular Markers	Articles 701.03, 701.15, 701.18, and 1106.02	Jan. 1, 2017	

The following special provisions require additional information from the designer. The additional information needs to be submitted as a separate document. The Project Development and Implementation section will then include the information in the applicable special provision. The Special Provisions are:

- Bridge Demolition Debris
- Building Removal - Case I
- Building Removal - Case II
- Building Removal - Case III
- Building Removal-Case IV
- Completion Date
- Completion Date Plus Working Days
- DBE Participation
- Material Transfer Device
- Railroad Protective Liability Insurance
- Training Special Provisions
- Working Days

COMPLETION DATE (VIA CALENDAR DAYS) (BDE)

Effective: April 1, 2008

The Contractor shall complete all work on or before the completion date of this contract which will be based upon 30 calendar days.

The completion date will be determined by adding the specified number of calendar days to the date the Contractor begins work, or to the date ten days after execution of the contract, whichever is the earlier, unless a delayed start is granted by the Engineer.

80198

NOT FOR BID

ADJUSTING FRAMES AND GRATES (BDE)

Effective: April 1, 2017

Add the following to Article 602.02 of the Standard Specifications:

- “(s) High Density Expanded Polystyrene Adjusting Rings
with Polyurea Coating (Note 4) 1043.04
(t) Expanded Polypropylene (EPP) Adjusting Rings (Note 5) 1043.05

Note 4. High density expanded polystyrene adjusting rings with polyurea coating shall meet the design load requirements of AASHTO HS20/25. The rings may be used to adjust the frames and grates of drainage and utility structures up to a maximum of 6 in. (150 mm). They shall be installed and sealed underneath the frames according to the manufacturer’s specifications.

Note 5. Riser rings fabricated from EPP may be used to adjust the frames and grates of drainage and utility structures up to a maximum of 6 in. (150 mm). An adhesive meeting ASTM C 920, Type S, Grade N5, Class 25 shall be used with EPP adjustment rings. The top ring of the adjustment stack shall be a finish ring with grooves on the lower surface and flat upper surface. The joints between all manhole adjustment rings and the frame and cover shall be sealed using the approved adhesive. In lieu of the use of an adhesive, an internal or external mechanical frame-chimney seal may be used for watertight installation. EPP adjustment rings shall not be used with heat shrinkable infiltration barriers.”

Add the following to Section 1043 of the Standard Specifications:

“**1043.04 High Density Expanded Polystyrene Adjusting Rings with Polyurea Coating.** High density expanded polystyrene adjustment rings with polyurea coating shall be designed and tested to meet or exceed an HS25 wheel load according to the AASHTO Standard Specifications for Highway Bridges (AASHTO M306 HS-25). The raw material suppliers shall provide certifications of quality or testing using the following ASTM standards, and upon request, certify that only virgin material was used in the manufacturing of the expanded polystyrene rings.

Physical Property	Test Standard	Value	
		3.0 lb/cu ft	4.5 lb/cu ft
Compression Resistance at 10% deformation	ASTM D 1621	50 - 70	70 - 90
at 5% deformation		45 - 60	60 - 80
at 2% deformation		15 - 20	20 - 40
Flexural Strength	ASTM D 790	90 - 120	130 - 200
Water Absorption	ASTM D 570	2.0%	1.7%
Coefficient of Linear Expansion	ASTM D 696	2.70E-06 in./in./°F	2.80E-06 in./in./°F
Sheer Strength	ASTM D 732	55	80

Tensile Strength	ASTM D 1623	70 - 90	130 - 140
Water Vapor Transmission	ASTM C 355	0.82 – 0.86 perm – in.	

High density expanded polystyrene adjustment rings with polyurea coating shall have no void areas, cracks, or tears. The actual diameter or length shall not vary more than 0.125 in. (3 mm) from the specified diameter or length. Variations in height are limited to ± 0.063 in. (± 1.6 mm). Variations shall not exceed 0.25 in. (6 mm) from flat (dish, bow, or convoluting edge) or 0.125 in. (3 mm) for bulges or dips in the surface.

1043.05 Expanded Polypropylene (EPP) Adjusting Rings. The EPP adjusting rings shall be manufactured using a high compression molding process to produce a minimum finished density of 7.5 lb/cu ft (120 g/l). The EPP rings shall be made of materials meeting ASTM D 3575 and ASTM D 4819-13. The grade adjustments shall be designed and tested according to the AASHTO Standard Specifications for Highway Bridges (AASHTO M 306 HS-25).

Grade rings shall contain upper and lower keyways (tongue and groove) for proper vertical alignment and sealing. The top ring, for use directly beneath the cast iron frame, shall have keyways (grooves) on the lower surface with a flat upper surface.

Adhesive or sealant used for watertight installation of the manhole grade adjustment rings shall meet ASTM C 920, Type S, Grade NS, Class 25, Uses NT, T, M, G, A, and O.

EPP adjustment rings shall have no void areas, cracks, or tears. The actual diameter or length shall not vary more than 0.125 in. (3 mm) from the specified diameter or length. Variations in height are limited to ± 0.063 in. (± 1.6 mm). Variations shall not exceed 0.25 in. (6 mm) from flat (dish, bow, or convoluting edge) or 0.125 in. (3 mm) for bulges or dips in the surface.”

80382

CONSTRUCTION AIR QUALITY – DIESEL RETROFIT (BDE)

Effective: June 1, 2010

Revised: November 1, 2014

The reduction of emissions of particulate matter (PM) for off-road equipment shall be accomplished by installing retrofit emission control devices. The term “equipment” refers to diesel fuel powered devices rated at 50 hp and above, to be used on the jobsite in excess of seven calendar days over the course of the construction period on the jobsite (including rental equipment).

Contractor and subcontractor diesel powered off-road equipment assigned to the contract shall be retrofitted using the phased in approach shown below. Equipment that is of a model year older than the year given for that equipment’s respective horsepower range shall be retrofitted:

Effective Dates	Horsepower Range	Model Year
June 1, 2010 ^{1/}	600-749	2002
	750 and up	2006
June 1, 2011 ^{2/}	100-299	2003
	300-599	2001
	600-749	2002
	750 and up	2006
June 1, 2012 ^{2/}	50-99	2004
	100-299	2003
	300-599	2001
	600-749	2002
	750 and up	2006

1/ Effective dates apply to Contractor diesel powered off-road equipment assigned to the contract.

2/ Effective dates apply to Contractor and subcontractor diesel powered off-road equipment assigned to the contract.

The retrofit emission control devices shall achieve a minimum PM emission reduction of 50 percent and shall be:

- a) Included on the U.S. Environmental Protection Agency (USEPA) *Verified Retrofit Technology List* (<http://www.epa.gov/cleandiesel/verification/verif-list.htm>), or verified by the California Air Resources Board (CARB) (<http://www.arb.ca.gov/diesel/verdev/vt/cvt.htm>); or
- b) Retrofitted with a non-verified diesel retrofit emission control device if verified retrofit emission control devices are not available for equipment proposed to be used on the project, and if the Contractor has obtained a performance certification from the retrofit

device manufacturer that the emission control device provides a minimum PM emission reduction of 50 percent.

Note: Large cranes (Crawler mounted cranes) which are responsible for critical lift operations are exempt from installing retrofit emission control devices if such devices adversely affect equipment operation.

Diesel powered off-road equipment with engine ratings of 50 hp and above, which are unable to be retrofitted with verified emission control devices or if performance certifications are not available which will achieve a minimum 50 percent PM reduction, may be granted a waiver by the Department if documentation is provided showing good faith efforts were made by the Contractor to retrofit the equipment.

Construction shall not proceed until the Contractor submits a certified list of the diesel powered off-road equipment that will be used, and as necessary, retrofitted with emission control devices. The list(s) shall include (1) the equipment number, type, make, Contractor/rental company name; and (2) the emission control devices make, model, USEPA or CARB verification number, or performance certification from the retrofit device manufacturer. Equipment reported as fitted with emissions control devices shall be made available to the Engineer for visual inspection of the device installation, prior to being used on the jobsite.

The Contractor shall submit an updated list of retrofitted off-road construction equipment as retrofitted equipment changes or comes on to the jobsite. The addition or deletion of any diesel powered equipment shall be included on the updated list.

If any diesel powered off-road equipment is found to be in non-compliance with any portion of this special provision, the Engineer will issue the Contractor a diesel retrofit deficiency deduction.

Any costs associated with retrofitting any diesel powered off-road equipment with emission control devices shall be considered as included in the contract unit prices bid for the various items of work involved and no additional compensation will be allowed. The Contractor's compliance with this notice and any associated regulations shall not be grounds for a claim.

Diesel Retrofit Deficiency Deduction

When the Engineer determines that a diesel retrofit deficiency exists, a daily monetary deduction will be imposed for each calendar day or fraction thereof the deficiency continues to exist. The calendar day(s) will begin when the time period for correction is exceeded and end with the Engineer's written acceptance of the correction. The daily monetary deduction will be \$1,000.00 for each deficiency identified.

The deficiency will be based on lack of diesel retrofit emissions control.

If a Contractor accumulates three diesel retrofit deficiency deductions for the same piece of equipment in a contract period, the Contractor will be shutdown until the deficiency is corrected.

Such a shutdown will not be grounds for any extension of the contract time, waiver of penalties, or be grounds for any claim.

80261

NOT FOR BID

PROGRESS PAYMENTS (BDE)

Effective: November 2, 2013

Revise Article 109.07(a) of the Standard Specifications to read:

“(a) Progress Payments. At least once each month, the Engineer will make a written estimate of the quantity of work performed in accordance with the contract, and the value thereof at the contract unit prices. The amount of the estimate approved as due for payment will be vouchered by the Department and presented to the State Comptroller for payment. No amount less than \$1000.00 will be approved for payment other than the final payment.

Progress payments may be reduced by liens filed pursuant to Section 23(c) of the Mechanics' Lien Act, 770 ILCS 60/23(c).

If a Contractor or subcontractor has defaulted on a loan issued under the Department's Disadvantaged Business Revolving Loan Program (20 ILCS 2705/2705-610), progress payments may be reduced pursuant to the terms of that loan agreement. In such cases, the amount of the estimate related to the work performed by the Contractor or subcontractor, in default of the loan agreement, will be offset, in whole or in part, and vouchered by the Department to the Working Capital Revolving Fund or designated escrow account. Payment for the work shall be considered as issued and received by the Contractor or subcontractor on the date of the offset voucher. Further, the amount of the offset voucher shall be a credit against the Department's obligation to pay the Contractor, the Contractor's obligation to pay the subcontractor, and the Contractor's or subcontractor's total loan indebtedness to the Department. The offset shall continue until such time as the entire loan indebtedness is satisfied. The Department will notify the Contractor and Fund Control Agent in a timely manner of such offset. The Contractor or subcontractor shall not be entitled to additional payment in consideration of the offset.

The failure to perform any requirement, obligation, or term of the contract by the Contractor shall be reason for withholding any progress payments until the Department determines that compliance has been achieved.”



Illinois Department of Transportation

Memorandum

To: Regional Engineers
From: Maureen M. Addis *MA*
Subject: Special Provision for Reclaimed Asphalt Pavement (RAP) and Reclaimed Asphalt Shingles (RAS)
Date: September 29, 2017

This special provision was developed by the Bureau of Materials and Physical Research to combine the existing two BDE special provisions, "Reclaimed Asphalt Pavement (RAP)" and "Reclaimed Asphalt Shingles (RAS)" into one.

This special provision has been revised to remove RAS stone bulk specific gravity (G_{sb}) which is now contained in the Department's Manual of Test Procedures for Materials and to make minor corrections.

This special provision should be inserted in all HMA contracts.

The districts should include the BDE Check Sheet marked with the applicable special provisions for the January 19, 2018 and subsequent lettings. The Project Development and Implementation Section will include a copy in the contract.

This special provision will be available on the transfer directory September 29, 2017.

80306m

RECLAIMED ASPHALT PAVEMENT AND RECLAIMED ASPHALT SHINGLES (BDE)

Effective: November 1, 2012

Revise: January 1, 2018

Revise Section 1031 of the Standard Specifications to read:

SECTION 1031. RECLAIMED ASPHALT PAVEMENT AND RECLAIMED ASPHALT SHINGLES

1031.01 Description. Reclaimed asphalt pavement and reclaimed asphalt shingles shall be according to the following.

- (a) Reclaimed Asphalt Pavement (RAP). RAP is the material produced by cold milling or crushing an existing hot-mix asphalt (HMA) pavement. The Contractor shall supply written documentation that the RAP originated from routes or airfields under federal, state, or local agency jurisdiction.
- (b) Reclaimed Asphalt Shingles (RAS). Reclaimed asphalt shingles (RAS). RAS is from the processing and grinding of preconsumer or post-consumer shingles. RAS shall be a clean and uniform material with a maximum of 0.5 percent unacceptable material, as defined in Central Bureau of Materials Policy Memorandum, "Reclaimed Asphalt Shingle (RAS) Sources", by weight of RAS. All RAS used shall come from a Central Bureau of Materials approved processing facility where it shall be ground and processed to 100 percent passing the 3/8 in. (9.5 mm) sieve and 93 percent passing the #4 (4.75 mm) sieve based on a dry shake gradation. RAS shall be uniform in gradation and asphalt binder content and shall meet the testing requirements specified herein. In addition, RAS shall meet the following Type 1 or Type 2 requirements.
 - (1) Type 1. Type 1 RAS shall be processed, preconsumer asphalt shingles salvaged from the manufacture of residential asphalt roofing shingles.
 - (2) Type 2. Type 2 RAS shall be processed post-consumer shingles only, salvaged from residential, or four unit or less dwellings not subject to the National Emission Standards for Hazardous Air Pollutants (NESHAP).

1031.02 Stockpiles. RAP and RAS stockpiles shall be according to the following.

- (a) RAP Stockpiles. The Contractor shall construct individual, sealed RAP stockpiles meeting one of the following definitions. No additional RAP shall be added to the pile after the pile has been sealed. Stockpiles shall be sufficiently separated to prevent intermingling at the base. Stockpiles shall be identified by signs indicating the type as listed below (i.e. "Homogeneous Surface").

Prior to milling, the Contractor shall request the District provide documentation on the quality of the RAP to clarify the appropriate stockpile.

- (1) Fractionated RAP (FRAP). FRAP shall consist of RAP from Class I, HMA (High and Low ESAL) mixtures. The coarse aggregate in FRAP shall be crushed aggregate and may represent more than one aggregate type and/or quality, but shall be at least C quality. All FRAP shall be fractionated prior to testing by screening into a minimum of two size fractions with the separation occurring on or between the #4 (4.75 mm) and 1/2 in. (12.5 mm) sieves. Agglomerations shall be minimized such that 100 percent of the RAP shall pass the sieve size specified below for the mix into which the FRAP will be incorporated.

Mixture FRAP will be used in:	Sieve Size that 100 % of FRAP Shall Pass
IL-19.0	1 1/2 in. (40 mm)
IL-9.5	3/4 in. (20 mm)
IL-4.75	1/2 in. (13 mm)

- (2) Homogeneous. Homogeneous RAP stockpiles shall consist of RAP from Class I, HMA (High and Low ESAL) mixtures and represent: 1) the same aggregate quality, but shall be at least C quality; 2) the same type of crushed aggregate (either crushed natural aggregate, ACBF slag, or steel slag); 3) similar gradation; and 4) similar asphalt binder content. If approved by the Engineer, combined single pass surface/binder millings may be considered "homogeneous" with a quality rating dictated by the lowest coarse aggregate quality present in the mixture.
- (3) Conglomerate. Conglomerate RAP stockpiles shall consist of RAP from Class I, HMA (High and Low ESAL) mixtures. The coarse aggregate in this RAP shall be crushed aggregate and may represent more than one aggregate type and/or quality, but shall be at least C quality. This RAP may have an inconsistent gradation and/or asphalt binder content prior to processing. All conglomerate RAP shall be processed prior to testing by crushing to where all RAP shall pass the 5/8 in. (16 mm) or smaller screen. Conglomerate RAP stockpiles shall not contain steel slag.
- (4) Non-Quality. RAP stockpiles that do not meet the requirements of the stockpile categories listed above shall be classified as "Non-Quality".

RAP/FRAP containing contaminants, such as earth, brick, sand, concrete, sheet asphalt, bituminous surface treatment (i.e. chip seal), pavement fabric, joint sealants, etc., will be unacceptable unless the contaminants are removed to the satisfaction of the Engineer. Sheet asphalt shall be stockpiled separately.

- (b) RAS Stockpiles. Type 1 and Type 2 RAS shall be stockpiled separately and shall not be intermingled. Each stockpile shall be signed indicating what type of RAS is present.

Unless otherwise specified by the Engineer, mechanically blending manufactured sand (FM 20 or FM 22) up to an equal weight of RAS with the processed RAS will be permitted to improve workability. The sand shall be "B Quality" or better from an

approved Aggregate Gradation Control System source. The sand shall be accounted for in the mix design and during HMA production.

Records identifying the shingle processing facility supplying the RAS, RAS type, and lot number shall be maintained by project contract number and kept for a minimum of three years.

1031.03 Testing. RAP/FRAP and RAS testing shall be according to the following.

(a) RAP/FRAP Testing. When used in HMA, the RAP/FRAP shall be sampled and tested either during or after stockpiling.

(1) During Stockpiling. For testing during stockpiling, washed extraction samples shall be run at the minimum frequency of one sample per 500 tons (450 metric tons) for the first 2000 tons (1800 metric tons) and one sample per 2000 tons (1800 metric tons) thereafter. A minimum of five tests shall be required for stockpiles less than 4000 tons (3600 metric tons).

(2) After Stockpiling. For testing after stockpiling, the Contractor shall submit a plan for approval to the District proposing a satisfactory method of sampling and testing the RAP/FRAP pile either in-situ or by restockpiling. The sampling plan shall meet the minimum frequency required above and detail the procedure used to obtain representative samples throughout the pile for testing.

Each sample shall be split to obtain two equal samples of test sample size. One of the two test samples from the final split shall be labeled and stored for Department use. The Contractor shall extract the other test sample according to Department procedure. The Engineer reserves the right to test any sample (split or Department-taken) to verify Contractor test results.

(b) RAS Testing. RAS or RAS blended with manufactured sand shall be sampled and tested during stockpiling according to Central Bureau of Materials Policy Memorandum, "Reclaimed Asphalt Shingle (RAS) Source".

Samples shall be collected during stockpiling at the minimum frequency of one sample per 200 tons (180 metric tons) for the first 1000 tons (900 metric tons) and one sample per 250 tons (225 metric tons) thereafter. A minimum of five samples are required for stockpiles less than 1000 tons (900 metric tons). Once a ≤ 1000 ton (900 metric ton), five-sample/test stockpile has been established it shall be sealed. Additional incoming RAS or RAS blended with manufactured sand shall be stockpiled in a separate working pile as designated in the Quality Control plan and only added to the sealed stockpile when the test results of the working pile are complete and are found to meet the tolerances specified herein for the original sealed RAS stockpile.

Before testing, each sample shall be split to obtain two test samples. One of the two test samples from the final split shall be labeled and stored for Department use. The

Contractor shall perform a washed extraction and test for unacceptable materials on the other test sample according to Department procedures. The Engineer reserves the right to test any sample (split or Department-taken) to verify Contractor test results.

If the sampling and testing was performed at the shingle processing facility in accordance with the QC Plan, the Contractor shall obtain and make available all of the test results from start of the initial stockpile.

1031.04 Evaluation of Tests. Evaluation of test results shall be according to the following.

- (a) Evaluation of RAP/FRAP Test Results. All of the extraction results shall be compiled and averaged for asphalt binder content and gradation, and when applicable G_{mm} . Individual extraction test results, when compared to the averages, will be accepted if within the tolerances listed below.

Parameter	FRAP/Homogeneous/ Conglomerate
1 in. (25 mm)	
1/2 in. (12.5 mm)	± 8 %
No. 4 (4.75 mm)	± 6 %
No. 8 (2.36 mm)	± 5 %
No. 16 (1.18 mm)	
No. 30 (600 μm)	± 5 %
No. 200 (75 μm)	± 2.0 %
Asphalt Binder	± 0.4 % ^{1/}
G_{mm}	± 0.03

1/ The tolerance for FRAP shall be ± 0.3 %.

If more than 20 percent of the individual sieves and/or asphalt binder content tests are out of the above tolerances, the RAP/FRAP shall not be used in HMA unless the RAP/FRAP representing the failing tests is removed from the stockpile. All test data and acceptance ranges shall be sent to the District for evaluation.

With the approval of the Engineer, the ignition oven may be substituted for extractions according to the ITP, "Calibration of the Ignition Oven for the Purpose of Characterizing Reclaimed Asphalt Pavement (RAP)".

- (b) Evaluation of RAS and RAS Blended with Manufactured Sand Test Results. All of the test results, with the exception of percent unacceptable materials, shall be compiled and averaged for asphalt binder content and gradation. Individual test results, when compared to the averages, will be accepted if within the tolerances listed below.

Parameter	RAS
No. 8 (2.36 mm)	± 5 %

No. 16 (1.18 mm)	± 5 %
No. 30 (600 µm)	± 4 %
No. 200 (75 µm)	± 2.0 %
Asphalt Binder Content	± 1.5 %

If more than 20 percent of the individual sieves and/or asphalt binder content tests are out of the above tolerances, or if the percent unacceptable material exceeds 0.5 percent by weight of material retained on the # 4 (4.75 mm) sieve, the RAS or RAS blend shall not be used in Department projects. All test data and acceptance ranges shall be sent to the District for evaluation.

1031.05 Quality Designation of Aggregate in RAP/FRAP.

(a) RAP. The aggregate quality of the RAP for homogeneous and conglomerate stockpiles shall be set by the lowest quality of coarse aggregate in the RAP stockpile and are designated as follows.

(1) RAP from Class I, Superpave/HMA (High ESAL), or (Low ESAL) IL-9.5L surface mixtures are designated as containing Class B quality coarse aggregate.

(2) RAP from Class I binder, Superpave/HMA (High ESAL) binder, or (Low ESAL) IL-19.0L binder mixtures are designated as containing Class C quality coarse aggregate.

(b) FRAP. If the Engineer has documentation of the quality of the FRAP aggregate, the Contractor shall use the assigned quality provided by the Engineer.

If the quality is not known, the quality shall be determined as follows. Coarse and fine FRAP stockpiles containing plus #4 (4.75 mm) sieve coarse aggregate shall have a maximum tonnage of 5000 tons (4500 metric tons). The Contractor shall obtain a representative sample witnessed by the Engineer. The sample shall be a minimum of 50 lb (25 kg). The sample shall be extracted according to Illinois Modified AASHTO T 164 by a consultant laboratory prequalified by the Department for the specified testing. The consultant laboratory shall submit the test results along with the recovered aggregate to the District Office. The cost for this testing shall be paid by the Contractor. The District will forward the sample to the Central Bureau of Materials Aggregate Lab for MicroDeval Testing, according to ITP 327. A maximum loss of 15.0 percent will be applied for all HMA applications.

1031.06 Use of RAP/FRAP and/or RAS in HMA. The use of RAP/FRAP and/or RAS shall be the Contractor's option when constructing HMA in all contracts.

(a) RAP/FRAP. The use of RAP/FRAP in HMA shall be as follows.

(1) Coarse Aggregate Size. The coarse aggregate in all RAP shall be equal to or less than the nominal maximum size requirement for the HMA mixture to be produced.

- (2) Steel Slag Stockpiles. Homogeneous RAP stockpiles containing steel slag will be approved for use in all HMA (High ESAL and Low ESAL) Surface and Binder Mixture applications.
- (3) Use in HMA Surface Mixtures (High and Low ESAL). RAP/FRAP stockpiles for use in HMA surface mixtures (High and Low ESAL) shall be FRAP or homogeneous in which the coarse aggregate is Class B quality or better. FRAP from Conglomerate stockpiles shall be considered equivalent to limestone for frictional considerations. Known frictional contributions from plus #4 (4.75 mm) homogeneous FRAP stockpiles will be accounted for in meeting frictional requirements in the specified mixture.
- (4) Use in HMA Binder Mixtures (High and Low ESAL), HMA Base Course, and HMA Base Course Widening. RAP/FRAP stockpiles for use in HMA binder mixtures (High and Low ESAL), HMA base course, and HMA base course widening shall be FRAP, homogeneous, or conglomerate, in which the coarse aggregate is Class C quality or better.
- (5) Use in Shoulders and Subbase. RAP/FRAP stockpiles for use in HMA shoulders and stabilized subbase (HMA) shall be FRAP, homogeneous, or conglomerate.
- (6) When the Contractor chooses the RAP option, the percentage of RAP shall not exceed the amounts indicated in Article 1031.06(c)(1) below for a given Ndesign.
- (b) RAS. RAS meeting Type 1 or Type 2 requirements will be permitted in all HMA applications as specified herein.
- (c) RAP/FRAP and/or RAS Usage Limits. Type 1 or Type 2 RAS may be used alone or in conjunction with RAP or FRAP in HMA mixtures up to a maximum of 5.0 percent by weight of the total mix.
- (1) RAP/RAS. When RAP is used alone or RAP is used in conjunction with RAS, the percentage of virgin asphalt binder replacement shall not exceed the amounts listed in the Max RAP/RAS ABR table listed below for the given Ndesign.

RAP/RAS Maximum Asphalt Binder Replacement (ABR) Percentage

HMA Mixtures <i>1/, 2/</i>	RAP/RAS Maximum ABR %			
	Ndesign	Binder/Leveling Binder	Surface	Polymer Modified
30	30	30	10	10
50	25	15	10	10
70	15	10	10	10
90	10	10	10	10

- 1/ For Low ESAL HMA shoulder and stabilized subbase, the RAP/RAS ABR shall not exceed 50 percent of the mixture.
 - 2/ When RAP/RAS ABR exceeds 20 percent, the high and low virgin asphalt binder grades shall each be reduced by one grade (i.e. 25 percent ABR would require a virgin asphalt binder grade of PG 64-22 to be reduced to a PG 58-28). If warm mix asphalt (WMA) technology is utilized and production temperatures do not exceed 275 °F (135 °C), the high and low virgin asphalt binder grades shall each be reduced by one grade when RAP/RAS ABR exceeds 25 percent (i.e. 26 percent RAP/RAS ABR would require a virgin asphalt binder grade of PG 64-22 to be reduced to a PG 58-28).
- (2) FRAP/RAS. When FRAP is used alone or FRAP is used in conjunction with RAS, the percentage of virgin asphalt binder replacement shall not exceed the amounts listed in the FRAP/RAS table listed below for the given Ndesign.

FRAP/RAS Maximum Asphalt Binder Replacement (ABR) Percentage

HMA Mixtures <i>1/, 2/</i>	FRAP/RAS Maximum ABR %		
	Binder/Leveling Binder	Surface	Polymer Modified ^{3/, 4/}
30	50	40	10
50	40	35	10
70	40	30	10
90	40	30	10

- 1/ For Low ESAL HMA shoulder and stabilized subbase, the FRAP/RAS ABR shall not exceed 50 percent of the mixture.
- 2/ When FRAP/RAS ABR exceeds 20 percent for all mixes, the high and low virgin asphalt binder grades shall each be reduced by one grade (i.e. 25 percent ABR would require a virgin asphalt binder grade of PG 64-22 to be reduced to a PG 58-28). If warm mix asphalt (WMA) technology is utilized and production temperatures do not exceed 275 °F (135 °C), the high and low virgin asphalt binder grades shall each be reduced by one grade when FRAP/RAS ABR exceeds 25 percent (i.e. 26 percent ABR would require a virgin asphalt binder grade of PG 64-22 to be reduced to a PG 58-28).
- 3/ For SMA the FRAP/RAS ABR shall not exceed 20 percent.
- 4/ For IL-4.75 mix the FRAP/RAS ABR shall not exceed 30 percent.

1031.07 HMA Mix Designs. At the Contractor's option, HMA mixtures may be constructed utilizing RAP/FRAP and/or RAS material meeting the detailed requirements specified herein.

(a) RAP/FRAP and/or RAS. RAP/FRAP and/or RAS mix designs shall be submitted for verification. If additional RAP/FRAP and/or RAS stockpiles are tested and found that no more than 20 percent of the results, as defined under "Testing" herein, are outside of the control tolerances set for the original RAP/FRAP and/or RAS stockpile and HMA mix design, and meets all of the requirements herein, the additional RAP/FRAP and/or RAS stockpiles may be used in the original mix design at the percent previously verified.

(b) RAS. Type 1 and Type 2 RAS are not interchangeable in a mix design.

The RAP, FRAP, and RAS stone bulk specific gravities (G_{sb}) shall be according to the "Determination of Aggregate Bulk (Dry) Specific Gravity (G_{sb}) of Reclaimed Asphalt Pavement (RAP) and Reclaimed Asphalt Shingles (RAS)" procedure in the Department's Manual of Test Procedures for Materials.

1031.08 HMA Production. HMA production utilizing RAP/FRAP and/or RAS shall be as follows.

(a) RAP/FRAP. The coarse aggregate in all RAP/FRAP used shall be equal to or less than the nominal maximum size requirement for the HMA mixture being produced.

To remove or reduce agglomerated material, a scalping screen, gator, crushing unit, or comparable sizing device approved by the Engineer shall be used in the RAP feed system to remove or reduce oversized material.

If the RAP/FRAP control tolerances or QC/QA test results require corrective action, the Contractor shall cease production of the mixture containing RAP/FRAP and either switch to the virgin aggregate design or submit a new RAP/FRAP design.

(b) RAS. RAS shall be incorporated into the HMA mixture either by a separate weight depletion system or by using the RAP weigh belt. Either feed system shall be interlocked with the aggregate feed or weigh system to maintain correct proportions for all rates of production and batch sizes. The portion of RAS shall be controlled accurately to within ± 0.5 percent of the amount of RAS utilized. When using the weight depletion system, flow indicators or sensing devices shall be provided and interlocked with the plant controls such that the mixture production is halted when RAS flow is interrupted.

(c) RAP/FRAP and/or RAS. HMA plants utilizing RAP/FRAP and/or RAS shall be capable of automatically recording and printing the following information.

(1) Dryer Drum Plants.

a. Date, month, year, and time to the nearest minute for each print.

b. HMA mix number assigned by the Department.

- c. Accumulated weight of dry aggregate (combined or individual) in tons (metric tons) to the nearest 0.1 ton (0.1 metric ton).
 - d. Accumulated dry weight of RAP/FRAP/RAS in tons (metric tons) to the nearest 0.1 ton (0.1 metric ton).
 - e. Accumulated mineral filler in revolutions, tons (metric tons), etc. to the nearest 0.1 unit.
 - f. Accumulated asphalt binder in gallons (liters), tons (metric tons), etc. to the nearest 0.1 unit.
 - g. Residual asphalt binder in the RAP/FRAP material as a percent of the total mix to the nearest 0.1 percent.
 - h. Aggregate and RAP/FRAP moisture compensators in percent as set on the control panel. (Required when accumulated or individual aggregate and RAP/FRAP are printed in wet condition.)
- (2) Batch Plants.
- a. Date, month, year, and time to the nearest minute for each print.
 - b. HMA mix number assigned by the Department.
 - c. Individual virgin aggregate hot bin batch weights to the nearest pound (kilogram).
 - d. Mineral filler weight to the nearest pound (kilogram).
 - e. RAP/FRAP/RAS weight to the nearest pound (kilogram).
 - f. Virgin asphalt binder weight to the nearest pound (kilogram).
 - g. Residual asphalt binder in the RAP/FRAP/RAS material as a percent of the total mix to the nearest 0.1 percent.

The printouts shall be maintained in a file at the plant for a minimum of one year or as directed by the Engineer and shall be made available upon request. The printing system will be inspected by the Engineer prior to production and verified at the beginning of each construction season thereafter.

1031.09 RAP in Aggregate Surface Course and Aggregate Wedge Shoulders, Type B.

The use of RAP in aggregate surface course (temporary access entrances only) and aggregate wedge shoulders, Type B shall be as follows.

(a) Stockpiles and Testing. RAP stockpiles may be any of those listed in Article 1031.02, except "Non-Quality" and "FRAP". The testing requirements of Article 1031.03 shall not apply. RAP used shall be according to the current Central Bureau of Materials Policy Memorandum, "Reclaimed Asphalt Pavement (RAP) for Aggregate Applications".

(b) Gradation. One hundred percent of the RAP material shall pass the 1 1/2 in. (37.5 mm) sieve. The RAP material shall be reasonably well graded from coarse to fine. RAP material that is gap-graded or single sized will not be accepted."

80306

NOT FOR BID

WARM MIX ASPHALT (BDE)

Effective: January 1, 2012

Revised: April 1, 2016

Description. This work shall consist of designing, producing and constructing Warm Mix Asphalt (WMA) in lieu of Hot Mix Asphalt (HMA) at the Contractor's option. Work shall be according to Sections 406, 407, 408, 1030, and 1102 of the Standard Specifications, except as modified herein. In addition, any references to HMA in the Standard Specifications, or the special provisions shall be construed to include WMA.

WMA is an asphalt mixture which can be produced at temperatures lower than allowed for HMA utilizing approved WMA technologies. WMA technologies are defined as the use of additives or processes which allow a reduction in the temperatures at which HMA mixes are produced and placed. WMA is produced by the use of additives, a water foaming process, or combination of both. Additives include minerals, chemicals or organics incorporated into the asphalt binder stream in a dedicated delivery system. The process of foaming injects water into the asphalt binder stream, just prior to incorporation of the asphalt binder with the aggregate.

Approved WMA technologies may also be used in HMA provided all the requirements specified herein, with the exception of temperature, are met. However, asphalt mixtures produced at temperatures in excess of 275 °F (135 °C) will not be considered WMA when determining the grade reduction of the virgin asphalt binder grade.

Equipment.

Revise the first paragraph of Article 1102.01 of the Standard Specifications to read:

"1102.01 Hot-Mix Asphalt Plant. The hot-mix asphalt (HMA) plant shall be the batch-type, continuous-type, or dryer drum plant. The plants shall be evaluated for prequalification rating and approval to produce HMA according to the current Bureau of Materials and Physical Research Policy Memorandum, "Approval of Hot-Mix Asphalt Plants and Equipment". Once approved, the Contractor shall notify the Bureau of Materials and Physical Research to obtain approval of all plant modifications. The plants shall not be used to produce mixtures concurrently for more than one project or for private work unless permission is granted in writing by the Engineer. The plant units shall be so designed, coordinated and operated that they will function properly and produce HMA having uniform temperatures and compositions within the tolerances specified. The plant units shall meet the following requirements."

Add the following to Article 1102.01(a) of the Standard Specifications.

"(11) Equipment for Warm Mix Technologies.

- a. Foaming. Metering equipment for foamed asphalt shall have an accuracy of ± 2 percent of the actual water metered. The foaming control system shall be electronically interfaced with the asphalt binder meter.

- b. Additives. Additives shall be introduced into the plant according to the supplier's recommendations and shall be approved by the Engineer. The system for introducing the WMA additive shall be interlocked with the aggregate feed or weigh system to maintain correct proportions for all rates of production and batch sizes."

Mix Design Verification.

Add the following to Article 1030.04 of the Standard Specifications.

"(e) Warm Mix Technologies.

- (1) Foaming. WMA mix design verification will not be required when foaming technology is used alone (without WMA additives). However, the foaming technology shall only be used on HMA designs previously approved by the Department.
- (2) Additives. WMA mix designs utilizing additives shall be submitted to the Engineer for mix design verification."

Construction Requirements.

Revise the second paragraph of Article 406.06(b)(1) of the Standard Specifications to read:

"The HMA shall be delivered at a temperature of 250 to 350 °F (120 to 175 °C).
WMA shall be delivered at a minimum temperature of 215 °F (102 °C)."

Basis of Payment.

This work will be paid at the contract unit price bid for the HMA pay items involved. Anti-strip will not be paid for separately, but shall be considered as included in the cost of the work.

**2019 PAVEMENT PATCHING PROGRAM
VILLAGE OF VILLA PARK**

APPENDIX A

PREVAILING WAGE RATES

NOT FOR BID

NOT FOR BID

PREVAILING WAGE RATES FOR DUPAGE COUNTY -
AS OF 08/06/2019

Effective Date	Trade Title	Region	Type	Class	Base Wage	Foreman Wage	OT M-F	OT Sa	OT Su	OT Hol	H/W	Pension	Vacation	Training	Other Fringe Benefit
11/23/2018	ASBESTOS ABT-GEN	All	ALL		42.72	43.72	1.5	1.5	2	2	14.9	12.57	0	0.72	0
11/5/2018	ASBESTOS ABT-MEC	All	BLD		37.88	40.38	1.5	1.5	2	2	12.92	11.82	0	0.72	0
8/15/2018	BOILERMAKER	All	BLD		49.46	53.91	2	2	2	2	6.97	20.41	0	0.4	0
11/16/2018	BRICK MASON	All	BLD		46.19	50.81	1.5	1.5	2	2	10.65	17.92	0	0.92	0
1/11/2019	CARPENTER	All	ALL		47.35	49.35	1.5	1.5	2	2	11.79	20.41	0	0.63	0
4/5/2019	CEMENT MASON	All	ALL		45.25	47.25	2	1.5	2	2	14.25	18.03	0	1.1	0
8/15/2018	CERAMIC TILE FNLSHER	All	BLD		39.56	39.56	1.5	1.5	2	2	10.75	12.02	0	0.77	0
11/5/2018	COMMUNICATION TECH	All	BLD		33.82	36.62	1.5	1.5	2	2	12.35	20.39	1.89	0.68	0
8/15/2018	ELECTRIC PWR EQMT OP	All	ALL		42.59	57.95	1.5	1.5	2	2	5.75	13.21	0	0.75	0
8/15/2018	ELECTRIC PWR EQMT OP	ALL	HWY		41.45	56.38	1.5	1.5	2	2	5.5	12.87	0	0.73	0
4/5/2019	ELECTRIC PWR GRNDMAN	All	ALL		32.86	57.95	1.5	1.5	2	2	5.75	10.2	0	0.58	0
8/15/2018	ELECTRIC PWR GRNDMAN	ALL	HWY		32	56.38	1.5	1.5	2	2	5.5	9.92	0	0.66	0
10/26/2018	ELECTRIC PWR LINEMAN	All	ALL		51.06	57.95	1.5	1.5	2	2	5.75	15.85	0	0.9	0
8/15/2018	ELECTRIC PWR LINEMAN	ALL	HWY		49.67	56.38	1.5	1.5	2	2	5.5	15.4	0	0.88	0
8/15/2018	ELECTRIC PWR TRK DRV	All	ALL		34.03	57.95	1.5	1.5	2	2	5.75	10.55	0	0.6	0
8/15/2018	ELECTRIC PWR TRK DRV	ALL	HWY		33.14	56.38	1.5	1.5	2	2	5.5	10.29	0	0.59	0
11/5/2018	ELECTRICIAN	All	BLD		40.5	44.5	1.5	1.5	2	2	12.35	23	5.25	0.75	0
4/5/2019	ELEVATOR CONSTRUCTOR	All	BLD		54.85	61.71	2	2	2	2	15.43	9.71	4.38	0.61	0
4/5/2019	FENCE ERECTOR	NE	ALL		40.88	42.88	1.5	1.5	2	2	13.59	14.5	0	0.65	0
8/15/2018	FENCE ERECTOR	W	ALL		45.06		1.5	1.5	1.5	1.5	10.52	20.76	0	0.7	0
2/8/2019	GLAZIER	All	BLD		43.85	45.35	1.5	2	2	2	14.17	21.11	0	0.94	0
11/5/2018	HT/FROST INSULATOR	All	BLD		50.5	53	1.5	1.5	2	2	12.92	13.16	0	0.72	0
8/15/2018	IRON WORKER	E	ALL		48.33	51.83	2	2	2	2	14.15	23.28	0	0.35	0
4/5/2019	IRON WORKER	W	ALL		45.84	49.51	2	2	2	2	11.77	22.9	0	0.83	0
4/5/2019	LABORER	All	ALL		42.72	43.47	1.5	1.5	2	2	14.9	12.57	0	0.72	0
8/15/2018	LATHER	All	ALL		47.35	49.35	1.5	1.5	2	2	11.79	20.41	0	0.63	0
8/15/2018	MACHINIST	All	BLD		48.38	50.88	1.5	1.5	2	2	7.23	8.95	1.85	1.47	0
8/15/2018	MARBLE FINISHERS	All	ALL		34.65	47.7	1.5	1.5	2	2	10.65	16.46	0	0.49	0
8/15/2018	MARBLE MASON	All	BLD		45.43	49.97	1.5	1.5	2	2	10.65	17.39	0	0.61	0
4/5/2019	MATERIAL TESTER I	All	ALL		32.72	32.72	1.5	1.5	2	2	14.9	12.57	0	0.72	0
10/26/2018	MATERIALS TESTER II	All	ALL		37.72	37.72	1.5	1.5	2	2	14.9	12.57	0	0.72	0
4/5/2019	MILLWRIGHT	All	ALL		47.35	49.35	1.5	1.5	2	2	11.79	20.41	0	0.63	0
2/15/2019	OPERATING ENGINEER	All	BLD	1	51.1	55.1	2	2	2	2	19.65	15.1	2	1.4	0
2/15/2019	OPERATING ENGINEER	All	BLD	2	49.8	55.1	2	2	2	2	19.65	15.1	2	1.4	0
8/15/2018	OPERATING ENGINEER	All	BLD	3	47.25	55.1	2	2	2	2	19.65	15.1	2	1.4	0
4/5/2019	OPERATING ENGINEER	All	BLD	4	45.5	55.1	2	2	2	2	19.65	15.1	2	1.4	0
8/15/2018	OPERATING ENGINEER	All	BLD	5	54.85	55.1	2	2	2	2	19.65	15.1	2	1.4	0
8/15/2018	OPERATING ENGINEER	All	BLD	6	52.1	55.1	2	2	2	2	19.65	15.1	2	1.4	0
4/5/2019	OPERATING ENGINEER	All	BLD	7	54.1	55.1	2	2	2	2	19.65	15.1	2	1.4	0
11/9/2018	OPERATING ENGINEER	All	FLT		38	38	1.5	1.5	2	2	18.8	14.35	2	1.3	0
12/28/2018	OPERATING ENGINEER	All	HWY	1	49.3	53.3	1.5	1.5	2	2	19.65	15.1	2	1.4	0
11/9/2018	OPERATING ENGINEER	All	HWY	2	48.75	53.3	1.5	1.5	2	2	19.65	15.1	2	1.4	0
11/9/2018	OPERATING ENGINEER	All	HWY	3	46.7	53.3	1.5	1.5	2	2	19.65	15.1	2	1.4	0
8/15/2018	OPERATING ENGINEER	All	HWY	4	45.3	53.3	1.5	1.5	2	2	19.65	15.1	2	1.4	0
11/9/2018	OPERATING ENGINEER	All	HWY	5	44.1	53.3	1.5	1.5	2	2	19.65	15.1	2	1.4	0
8/15/2018	OPERATING ENGINEER	All	HWY	6	52.3	53.3	1.5	1.5	2	2	19.65	15.1	2	1.4	0
11/9/2018	OPERATING ENGINEER	All	HWY	7	50.3	53.3	1.5	1.5	2	2	19.65	15.1	2	1.4	0

8/15/2018	ORNAMNTL IRON WORKER	E	ALL		48.05	50.55	2	2	2	2	14.09	20.59	0	1.25	0
8/15/2018	ORNAMNTL IRON WORKER	W	ALL		45.06	48.66	2	2	2	2	10.52	20.76	0	0.7	
4/5/2019	PAINTER	All	ALL		45.28	47.28	1.5	1.5	1.5	1.5	11.55	8.2	0	1.35	0
8/15/2018	PAINTER SIGNS	All	BLD		38.2	43.25	1.5	1.5	2	2	2.6	3.25	0	0	0
8/15/2018	PILEDRIVER	All	ALL		47.35	49.35	1.5	1.5	2	2	11.79	20.41	0	0.63	0
11/16/2018	PIPEFITTER	All	BLD		48.5	51.5	1.5	1.5	2	2	10.05	18.85	0	2.54	0
11/5/2018	PLASTERER	ALL	BLD		43.25	45.85	1.5	1.5	2	2	14.25	16.69	0	1.45	0
10/26/2018	PLUMBER	All	BLD		50.25	53.25	1.5	1.5	2	2	14.34	14.42	0	1.31	0
4/5/2019	ROOFER	All	BLD		43.65	47.65	1.5	1.5	2	2	9.73	12.44	0	0.53	0
12/14/2018	SHEETMETAL WORKER	All	BLD		48.02	50.42	1.5	1.5	2	2	10.75	16.19	0	1.03	3.5
4/5/2019	SPRINKLER FITTER	All	BLD		48.1	50.6	1.5	1.5	2	2	13.25	15.9	0	0.55	0
8/15/2018	STEEL ERECTOR	E	ALL		42.07		2	2	2	2	13.45	19.59	0	0.35	0
8/15/2018	STEEL ERECTOR	W	ALL		45.06	48.66	2	2	2	2	10.52	20.76	0	0.7	
8/15/2018	STONE MASON	All	BLD		46.19	50.81	1.5	1.5	2	2	10.65	17.92	0	0.92	0
11/16/2018	TERRAZZO FINISHER	All	BLD		41.54	44.54	1.5	1.5	2	2	10.75	13.71	0	0.86	0
11/16/2018	TERRAZZO MASON	All	BLD		45.38	48.88	1.5	1.5	2	2	10.75	15.17	0	0.89	0
8/15/2018	TILE MASON	All	BLD		46.49	50.49	1.5	1.5	2	2	10.75	14.99	0	0.9	0
4/5/2019	TRAFFIC SAFETY WRKR	All	HWY		36	37.6	1.5	1.5	2	2	8.9	9.27	0	0.25	0
4/5/2019	TRUCK DRIVER	All	ALL	1	37.61	38.16	1.5	1.5	2	2	9.08	11.36	0	0.15	0
4/5/2019	TRUCK DRIVER	All	ALL	2	37.76	38.16	1.5	1.5	2	2	9.08	11.36	0	0.15	0
4/5/2019	TRUCK DRIVER	All	ALL	3	37.96	38.16	1.5	1.5	2	2	9.08	11.36	0	0.15	0
4/5/2019	TRUCK DRIVER	All	ALL	4	38.16	38.16	1.5	1.5	2	2	9.08	11.36	0	0.15	0
10/26/2018	TUCK POINTER	All	BLD		46	48	1.5	1.5	2	2	8.34	16.81	0	0.93	0

**2019 PAVEMENT PATCHING PROGRAM
VILLAGE OF VILLA PARK**

APPENDIX B

VILLAGE OF VILLA PARK BIDDER REQUIREMENTS ORDINANCE

NOT FOR BID

NOT FOR BID

Ordinance No. 3733

AN ORDINANCE OF THE VILLAGE OF VILLA PARK, DUPAGE COUNTY, ILLINOIS AMENDING THE REQUIREMENTS OF BIDDERS FOR CONSTRUCTION PROJECTS

WHEREAS, the Village of Villa Park (the “*Village*”) is a duly organized and validly existing non home-rule municipality created in accordance with the Constitution of the State of Illinois of 1970 and the laws of the State; and,

WHEREAS, section 8-9-1 of the Illinois Municipal Code (65 ILCS 5/8-9-2) allows the Village to require competitive bidding after advertising for bids in the manner prescribed by ordinance; and,

WHEREAS, the President and Board of Trustees desire to adopt purchasing procedures to provide for additional requirements of bidders for construction projects to have active apprenticeship and training programs approved and registered with the United States Department of Labor’s Bureau of Apprenticeship and Training and to have bidders show three similar projects they constructed within the last five years.

NOW, THEREFORE, BE IT ORDAINED by the President and Board of Trustees of the Village of Villa Park, DuPage County, Illinois, as follows:

Section 1. That Section 2-219 of the Villa Park Municipal Code, as amended, be and is hereby amended by placing the existing text as subsection A. and adding a new subsection B. to read as follows:

“B. A responsible bidder for the construction of public works projects shall meet and submit evidence of compliance with the following requirements:

- (1) All applicable laws prerequisite to doing business in the State of Illinois,
- (2) A federal employer tax identification number or social security number,
- (3) Provision of Section 2000(e) of Chapter 21, Title 42 of the United States Code and Federal Executive Order No. 11246 as amended by Executive Order No. 11375 (known as the Equal Opportunity Employer provisions),
- (4) Certificates of insurance indicating the following coverage’s: general liability, worker’s compensation, completed operations, automobile, hazardous occupation and product liability
- (5) Compliance with all provisions of the Illinois Prevailing Wage Act, including wages, medical and hospitalization insurance and retirement for those trades covered in the Act,
- (6) The bidder and all bidder’s sub-contractors must participate in active apprenticeship and training programs approved and registered with the United States Department of Labor’s Bureau of Apprenticeship and Training for each of the trades of work contemplated under the proposed contract,
- (7) All contractors and sub-contractors are required to file certified payrolls as specified in Illinois Pubic Act 94-0515, and follow all provisions of the Employee Classification Act (820 ILCS 185/1 et seq.), and

(8) All bidders must provide three (3) projects of a similar nature constructed in the immediate past five (5) years with the name, address and telephone number of the contact person having knowledge of the project along with three (3) references (name, address, and telephone number) with knowledge of the integrity and business practices of the bidder.”

Section 2. This Ordinance shall be in full force and effect upon its passage, approval, and publication as provided by law.


Passed this 11 day of February, 2013.


AYES: ALL


NAYS: Aiello Bulthuis

ABSENT: _____

Approved this 11 day of February, 2013.


Village President

Attest:

Village Clerk



Published in pamphlet form:
2-11, 2013

**2019 PAVEMENT PATCHING PROGRAM
VILLAGE OF VILLA PARK**

APPENDIX C

IRMA CONTRACTUAL INSURANCE GUIDELINES

NOT FOR BID

NOT FOR BID

IRMA

CONTRACTUAL INSURANCE GUIDELINES

I. INSURANCE REQUIREMENTS

Contractor shall procure and maintain, for the duration of the contract, insurance against claims for injuries to persons or damages to property, which may arise from or in connection with the performance of the work hereunder by the Contractor, his agents, representatives, employees or subcontractors.

MINIMUM SCOPE OF INSURANCE

Coverage shall be at least as broad as:

- A. Insurance Services Office Commercial General Liability occurrence form CG 0001 with the member named as additional insured, on a form at least as broad as the attached sample endorsement including ISO Additional Insured Endorsement CG 2010 (Exhibit A), CG 2026 (Exhibit B).

CG2037 - Completed Operations – (Exhibit C)

Required if box is checked ; and

- B. Owners and Contractors Protective Liability (OCP) policy with the member as insured

Required if box is checked ; and

- C. Insurance Service Office Business Auto Liability coverage form number CA 0001, Symbol 01 "Any Auto."

- D. Workers' Compensation as required by the Workers' Compensation Act of the State of Illinois and Employers' Liability insurance.

Coverage required for employee exposure to lead, if box is checked

- E. Builder Risk Property Coverage with member as loss payee

Required if box is checked .

- F. Environmental Impairment/Pollution Liability Coverage for pollution incidents as a result of a claim for bodily injury, property damage or remediation costs from an incident at, on or migrating beyond the contracted work site. Coverage shall be extended to Non-Owned Disposal sites resulting from a pollution incident at, on or mitigating beyond the site; and also provide coverage for incidents occurring during transportation of pollutants.

Required if box is checked .

MINIMUM LIMITS OF INSURANCE

Contractor shall maintain limits no less than the following, **if required under above scope**:

- A. Commercial General Liability: \$1,000,000 combined single limit per occurrence for bodily injury, and property damage and \$1,000,000 per occurrence for personal injury. The general aggregate shall be twice the required occurrence limit. Minimum General Aggregate shall be no less than \$2,000,000 or a project/contract

specific aggregate of \$1,000,000.

- B. Owners and Contractors Protective Liability (OCP): \$1,000,000 combined single limit per occurrence for bodily injury and property damage.
- C. Business Automobile Liability: \$1,000,000 combined single limit per accident for bodily injury and property damage.
- D. Workers' Compensation and Employers' Liability: Workers' Compensation coverage with statutory limits and Employers' Liability limits of \$500,000 per accident.
- E. Builder's Risk: Shall insure against "All Risk" of physical damage, including water damage (flood and hydrostatic pressure not excluded), on a completed replacement cost basis.
- F. Environmental Impairment/Pollution Liability: \$1,000,000 combined single limit per occurrence for bodily injury, property damage and remediation costs.

DEDUCTIBLES AND SELF-INSURED RETENTIONS

Any deductibles or self-insured retentions must be declared to and approved by the member. At the option of the member, either: the insurer shall reduce or eliminate such deductibles or self-insured retentions as respects the member, its officials, employees, agents and volunteers; or the Contractor shall procure a bond guaranteeing payment of losses and related investigation, claim administration and defense expenses.

OTHER INSURANCE PROVISIONS

The policies are to contain, or be endorsed to contain, the following provisions:

A. General Liability and Automobile Liability Coverages

1. The member, its officials, agents, employees and volunteers are to be covered as additional insureds as respects: liability arising out of the Contractor's work, including activities performed by or on behalf of the Contractor; products and completed operations of the Contractor; premises owned, leased or used by the Contractor; or automobiles owned, leased, hired or borrowed by the Contractor. The coverage shall contain no special limitations on the scope of protection afforded to the member, its officials, agents, employees and volunteers.
2. The Contractor's insurance coverage shall be primary as respects the member, its officials, employees, agents and volunteers. Any insurance or self-insurance maintained by the member, its officials, agents, employees and volunteers shall be excess of Contractor's insurance and shall not contribute with it.
3. Any failure to comply with reporting provisions of the policies shall not affect coverage provided to the member, its officials, employees, agents and volunteers.
4. The Contractor's insurance shall contain a Severability of Interests/Cross Liability clause or language stating that Contractor's insurance shall apply

separately to each insured against whom claim is made or suit is brought, except with respect to the limits of the insurer's liability.

5. If any commercial general liability insurance is being provided under an excess or umbrella liability policy that does not "follow form," then the Contractor shall be required to name the member, its officials, employees, agents and volunteers as additional insureds.
6. All general liability coverages shall be provided on an occurrence policy form. Claims-made general liability policies will not be accepted.
7. The contractor and all subcontractors hereby agree to waive any limitation as to the amount of contribution recoverable against them by member. This specifically includes any limitation imposed by any state statute, regulation, or case law including any Workers' Compensation Act provision that applies a limitation to the amount recoverable in contribution such as Kotecki v. Cyclops Welding.

B. Workers' Compensation and Employers' Liability Coverage

The insurer shall agree to waive all rights of subrogation against the member, its officials, employees, agents and volunteers for losses arising from work performed by Contractor for the municipality.

1. NCCI Alternate Employer Endorsement (WC 000301) in place to insure that workers' compensation coverage applies under contractor's coverage rather than member's if the member is borrowing, leasing or in day to day control of contractor's employee.

Required if box is checked .

C. Professional Liability (Required if box is checked)

1. Professional liability insurance with limits not less than \$1,000,00 each claim with respect to negligent acts, errors and omissions in connection with professional services to be provided under the contract, with a deductible not-to-exceed \$50,000 without prior written approval.
2. If the policy is written on a claims-made form, the retroactive date must be equal to or preceding the effective date of the contract. In the event the policy is cancelled, non-renewed or switched to an occurrence form, the Contractor shall be required to purchase supplemental extending reporting period coverage for a period of not less than three (3) years.
3. Provide a certified copy of actual policy for review.
4. Recommended Required Coverage (architect, engineer, surveyor, consultant): Professional liability insurance that provides indemnification and defense for injury or damage arising out of acts, errors, or omissions in providing the following professional services, but not limited to the following:
 - a. Preparing, approving or failure to prepare or approve maps, drawings, opinions, report, surveys, change orders, designs or specifications;
 - b. Providing direction, instruction, supervision, inspection, engineering

services or failing to provide them, if that is the primary cause of injury or damage.

D. All Coverages

Each insurance policy required shall have the member expressly endorsed onto the policy as a Cancellation Notice Recipient. Should any of the policies be cancelled before the expiration date thereof, notice will be delivered in accordance with the policy provisions.

ACCEPTABILITY OF INSURERS

Insurance is to be placed with insurers with a Best's rating of no less than A-, VII and licensed to do business in the State of Illinois.

VERIFICATION OF COVERAGE

Contractor shall furnish the member with certificates of insurance naming the member, its officials, employees, agents and volunteers as additional insureds (Exhibit D), and with original endorsements affecting coverage required by this clause. The certificates and endorsements for each insurance policy are to be signed by a person authorized by that insurer to bind coverage on its behalf. The certificates and endorsements are to be received and approved by the member before any work commences. The following additional insured endorsements may be utilized: ISO Additional Insured Endorsements CG 2010 (Exhibit A) or CG 2026 (Exhibit B), and CG 2037 (Exhibit C) – Completed Operations, where required. The member reserves the right to request full certified copies of the insurance policies and endorsements.

SUBCONTRACTORS

Contractor shall include all subcontractors as insureds under its policies or shall furnish separate certificates and endorsements for each subcontractor. All coverages for subcontractors shall be subject to all of the requirements stated herein.

ASSUMPTION OF LIABILITY

The contractor assumes liability for all injury to or death of any person or persons including employees of the contractor, any sub-contractor, any supplier or any other person and assumes liability for all damage to property sustained by any person or persons occasioned by or in any way arising out of any work performed pursuant to this agreement.

II. INDEMNITY/HOLD HARMLESS PROVISION

To the fullest extent permitted by law, the Contractor hereby agrees to defend, indemnify and hold harmless the member, its officials, employees and agents against all injuries, deaths, loss, damages, claims, patent claims, suits, liabilities, judgments, cost and expenses, which may in anywise accrue against the member, its officials, agents and employees, arising in whole or in part or in consequence of the performance of this work by the Contractor, its employees, or subcontractors, or which may in anywise result therefore, except that arising out of the sole legal cause of the member, its employees or agents, the Contractor shall, at its own expense, appear, defend and pay all charges of attorneys and all costs and other expenses arising therefore or incurred in connections

therewith, and, if any judgment shall be rendered against the member, its officials, employees and agents, in any such action, the Contractor shall, at its own expense, satisfy and discharge the same.

Contractor expressly understands and agrees that any performance bond or insurance policies required by this contract, or otherwise provided by the Contractor, shall in no way limit the responsibility to indemnify, keep and save harmless and defend the member, its officials, employees and agents as herein provided.

The Contractor further agrees that to the extent that money is due the Contractor by virtue of this contract as shall be considered necessary in the judgment of the member, may be retained by the member to protect itself against said loss until such claims, suits, or judgments shall have been settled or discharged and/or evidence to that effect shall have been furnished to the satisfaction of the member.

III. SAFETY/LOSS PREVENTION

Safety/Loss Prevention Program Requirements

- Successful bidder will provide written confirmation that a safety/loss prevention program was in place at least 90 days prior to submitting the bid proposal.
- Evidence of completed employee safety training can be provided.

Regulatory Requirements

- Successful bidder must comply with all applicable laws, regulations, and rules promulgated by any Federal, State, County, Municipal and/or other governmental unit or regulatory body now in effect or which may be in effect during the performance of the work. Included within the scope of the laws, regulations, and rules referred to in this paragraph but in no way to operate as a limitation, are Occupational Safety & Health Act (OSHA), Illinois Department of Labor (IDOL), Department of Transportation, all forms of traffic regulations, public utility, Intrastate and Interstate Commerce Commission regulations, Workers' Compensation Laws, Prevailing Wage Laws, the Social Security Act of the Federal Government and any of its titles, the Illinois Department of Human Rights, Human Rights Commission, or EEOC statutory provisions and rules and regulations.
- Evidence of specific regulatory compliance will be provided by bidder, if required by owner.

EXHIBIT A

POLICY NUMBER:

COMMERCIAL GENERAL LIABILITY
CG 20 10 07 04

THIS ENDORSEMENT CHANGES THE POLICY. PLEASE READ IT CAREFULLY.

**ADDITIONAL INSURED – OWNERS, LESSEES OR
CONTRACTORS – SCHEDULED PERSON OR
ORGANIZATION**

This endorsement modifies insurance provided under the following:

COMMERCIAL GENERAL LIABILITY COVERAGE PART

SCHEDULE

Name Of Additional Insured Person(s) Or Organization(s):	Location(s) Of Covered Operations
Information required to complete this Schedule, if not shown above, will be shown in the Declarations.	

A. Section II – Who Is An Insured is amended to include as an additional insured the person(s) or organization(s) shown in the Schedule, but only with respect to liability for "bodily injury", "property damage" or "personal and advertising injury" caused, in whole or in part, by:

1. Your acts or omissions; or
2. The acts or omissions of those acting on your behalf;

in the performance of your ongoing operations for the additional insured(s) at the location(s) designated above.

B. With respect to the insurance afforded to these additional insureds, the following additional exclusions apply:

This insurance does not apply to "bodily injury" or "property damage" occurring after:

1. All work, including materials, parts or equipment furnished in connection with such work, on the project (other than service, maintenance or repairs) to be performed by or on behalf of the additional insured(s) at the location of the covered operations has been completed; or
2. That portion of "your work" out of which the injury or damage arises has been put to its intended use by any person or organization other than another contractor or subcontractor engaged in performing operations for a principal as a part of the same project.

EXHIBIT B

POLICY NUMBER:

**COMMERCIAL GENERAL LIABILITY
CG 20 26 07 04**

THIS ENDORSEMENT CHANGES THE POLICY. PLEASE READ IT CAREFULLY.

**ADDITIONAL INSURED – DESIGNATED
PERSON OR ORGANIZATION**

This endorsement modifies insurance provided under the following:

COMMERCIAL GENERAL LIABILITY COVERAGE PART

SCHEDULE

Name Of Additional Insured Person(s) Or Organization(s)
<p>Information required to complete this Schedule, if not shown above, will be shown in the Declarations.</p>

Section II – Who Is An Insured is amended to include as an additional insured the person(s) or organization(s) shown in the Schedule, but only with respect to liability for "bodily injury", "property damage" or "personal and advertising injury" caused, in whole or in part, by your acts or omissions or the acts or omissions of those acting on your behalf:

- A. In the performance of your ongoing operations; or
- B. In connection with your premises owned by or rented to you.

**EXHIBIT
C**

POLICY NUMBER:

COMMERCIAL GENERAL LIABILITY
CG 20 37 07 04

THIS ENDORSEMENT CHANGES THE POLICY. PLEASE READ IT CAREFULLY.

**ADDITIONAL INSURED – OWNERS, LESSEES OR
CONTRACTORS – COMPLETED OPERATIONS**

This endorsement modifies insurance provided under the following:

COMMERCIAL GENERAL LIABILITY COVERAGE PART

SCHEDULE

Name Of Additional Insured Person(s) Or Organization(s):	Location And Description Of Completed Operations
Information required to complete this Schedule, if not shown above, will be shown in the Declarations.	

Section II – Who Is An Insured is amended to include as an additional insured the person(s) or organization(s) shown in the Schedule, but only with respect to liability for "bodily injury" or "property damage" caused, in whole or in part, by "your work" at the location designated and described in the schedule of this endorsement performed for that additional insured and included in the "products-completed operations hazard".



CERTIFICATE OF LIABILITY INSURANCE

DATE (MM/DD/YYYY)

THIS CERTIFICATE IS ISSUED AS A MATTER OF INFORMATION ONLY AND CONFERS NO RIGHTS UPON THE CERTIFICATE HOLDER. THIS CERTIFICATE DOES NOT AFFIRMATIVELY OR NEGATIVELY AMEND, EXTEND OR ALTER THE COVERAGE AFFORDED BY THE POLICIES BELOW. THIS CERTIFICATE OF INSURANCE DOES NOT CONSTITUTE A CONTRACT BETWEEN THE ISSUING INSURER(S), AUTHORIZED REPRESENTATIVE OR PRODUCER, AND THE CERTIFICATE HOLDER.

IMPORTANT: If the certificate holder is an ADDITIONAL INSURED, the policy(ies) must be endorsed. If SUBROGATION IS WAIVED, subject to the terms and conditions of the policy, certain policies may require an endorsement. A statement on this certificate does not confer rights to the certificate holder in lieu of such endorsement(s).

PRODUCER Name of Insurance Broker	CONTACT NAME: Producer/Ins. Broker Contact Info.	
	PHONE (A/C, No, Ext): FAX (A/C, No): E-MAIL ADDRESS:	
INSURED Name of Contractor	INSURER(S) AFFORDING COVERAGE	NAIC #
	INSURER A: Name of Insurance Company	Completed
	INSURER B: Name of Insurance Company	Completed
	INSURER C:	
	INSURER D:	
	INSURER E:	

COVERAGES **CERTIFICATE NUMBER:** **REVISION NUMBER:**

THIS IS TO CERTIFY THAT THE POLICIES OF INSURANCE LISTED BELOW HAVE BEEN ISSUED TO THE INSURED NAMED ABOVE FOR THE POLICY PERIOD INDICATED. NOTWITHSTANDING ANY REQUIREMENT, TERM OR CONDITION OF ANY CONTRACT OR OTHER DOCUMENT WITH RESPECT TO WHICH THIS CERTIFICATE MAY BE ISSUED OR MAY PERTAIN, THE INSURANCE AFFORDED BY THE POLICIES DESCRIBED HEREIN IS SUBJECT TO ALL THE TERMS, EXCLUSIONS AND CONDITIONS OF SUCH POLICIES. LIMITS SHOWN MAY HAVE BEEN REDUCED BY PAID CLAIMS.

INSR LTR	TYPE OF INSURANCE	ADDE INSR	SUBR WVD	POLICY NUMBER	POLICY EFF (MM/DD/YYYY)	POLICY EXP (MM/DD/YYYY)	LIMITS
A	<input checked="" type="checkbox"/> GENERAL LIABILITY			Policy Number Inserted	Policy Start Date	Policy Start Date	EACH OCCURRENCE \$ 1,000,000
	<input checked="" type="checkbox"/> COMMERCIAL GENERAL LIABILITY						DAMAGE TO RENTED PREMISES (Ea occurrence) \$ 50,000
	<input type="checkbox"/> CLAIMS-MADE <input type="checkbox"/> OCCUR Owners & Cont. Prot. (OCP) if requested	Y	Y				MED EXP (Any one person) \$ 5,000
	GEN'L AGGREGATE LIMIT APPLIES PER:						PERSONAL & ADV INJURY \$ 1,000,000
	<input checked="" type="checkbox"/> POLICY <input type="checkbox"/> PROJECT <input type="checkbox"/> LOC						GENERAL AGGREGATE \$ 2,000,000
							PRODUCTS - COMP/OP AGG \$ 1,000,000
A	<input checked="" type="checkbox"/> AUTOMOBILE LIABILITY			Policy Number Inserted	Policy Start Date	Policy Start Date	COMBINED SINGLE LIMIT (Ea accident) \$ 1,000,000
	<input type="checkbox"/> ANY AUTO						BODILY INJURY (Per person) \$
	<input type="checkbox"/> ALL OWNED AUTOS						BODILY INJURY (Per accident) \$
	<input type="checkbox"/> HIRED AUTOS						PROPERTY DAMAGE (Per accident) \$
	<input type="checkbox"/> SCHEDULED AUTOS						\$
	<input type="checkbox"/> NON-OWNED AUTOS						\$
A	<input checked="" type="checkbox"/> UMBRELLA LIAB			Policy Number Inserted	Policy Start Date	Policy Start Date	EACH OCCURRENCE \$ Per Request
	<input checked="" type="checkbox"/> EXCESS LIAB						AGGREGATE \$ Per Request
	<input type="checkbox"/> OCCUR	Y	Y				\$
	<input type="checkbox"/> CLAIMS-MADE						\$
	DED RETENTION \$						\$
B	WORKERS COMPENSATION AND EMPLOYERS' LIABILITY			Policy Number Inserted	Policy Start Date	Policy Start Date	<input checked="" type="checkbox"/> WC STATU-TORY LIMITS
	ANY PROPRIETOR/PARTNER/EXECUTIVE OFFICER/MEMBER EXCLUDED? (Mandatory in NH)	Y/N	N/A				OTH-ER
	If yes, describe under DESCRIPTION OF OPERATIONS below						E.L EACH ACCIDENT \$ 500,000
	Professional Liability (other specialty coverages as requested)			Policy Number Inserted	Policy Start Date	Policy Start Date	E.L DISEASE - EA EMPLOYEE \$ 500,000
							E.L DISEASE - POLICY LIMIT \$ 500,000

DESCRIPTION OF OPERATIONS / LOCATIONS / VEHICLES (Attach ACORD 101, Additional Remarks Schedule, if more space is required)
List project number, location and description.
No additional endorsements limit coverage to additional insured beyond terms of actual additional insured endorsement (CG 2010 or CG 2026). Coverage to additional insured is primary. Additional Insured: Member, its officials, employees, agents and volunteers.
* Member named as cancellation notice recipient.

CERTIFICATE HOLDER Name of Member	CANCELLATION
	SHOULD ANY OF THE ABOVE DESCRIBED POLICIES BE CANCELLED BEFORE THE EXPIRATION DATE THEREOF, NOTICE WILL BE DELIVERED IN ACCORDANCE WITH THE POLICY PROVISIONS. *
	AUTHORIZED REPRESENTATIVE Signature of authorized insurance company representative

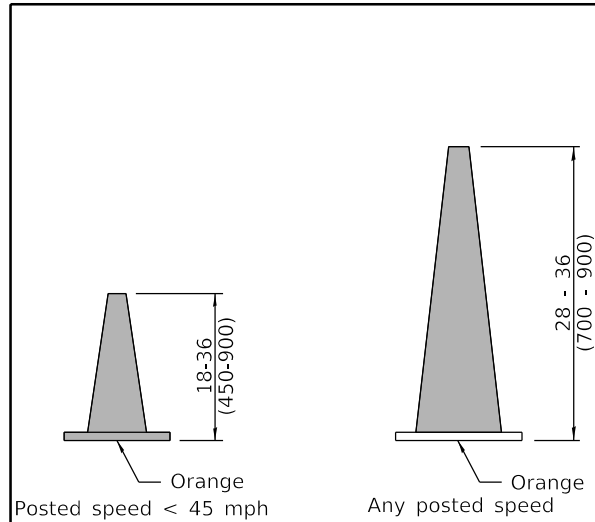
**2019 PAVEMENT PATCHING PROGRAM
VILLAGE OF VILLA PARK**

APPENDIX D

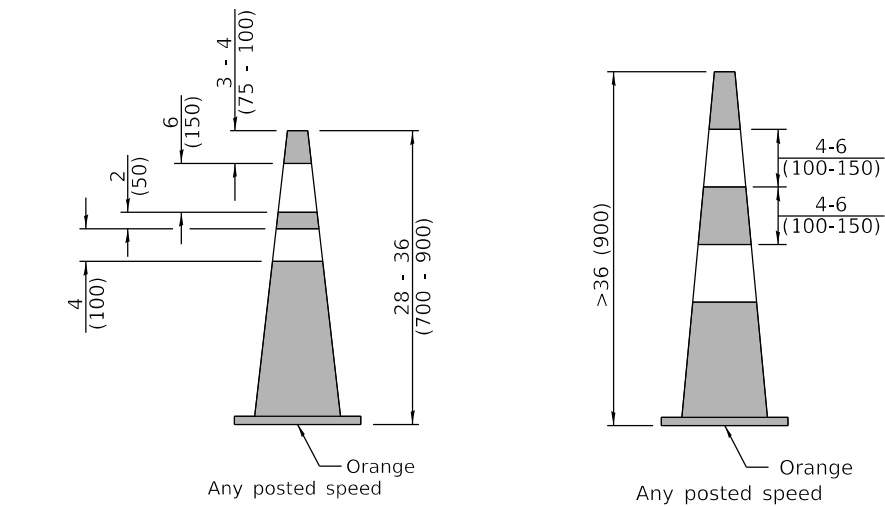
IDOT HIGHWAY STANDARDS

NOT FOR BID

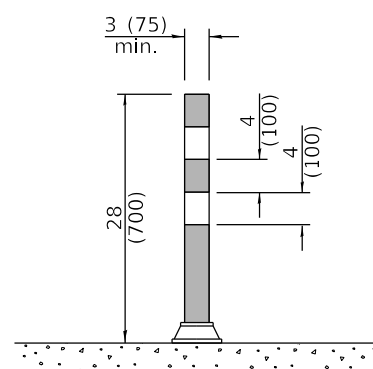
NOT FOR BID



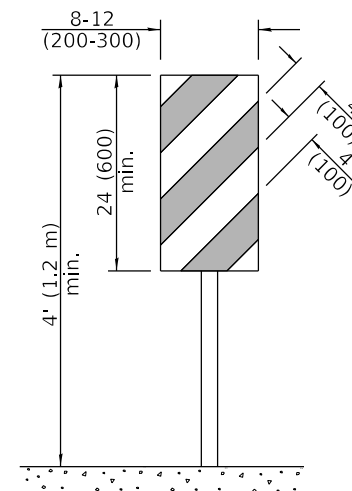
DAYTIME USE



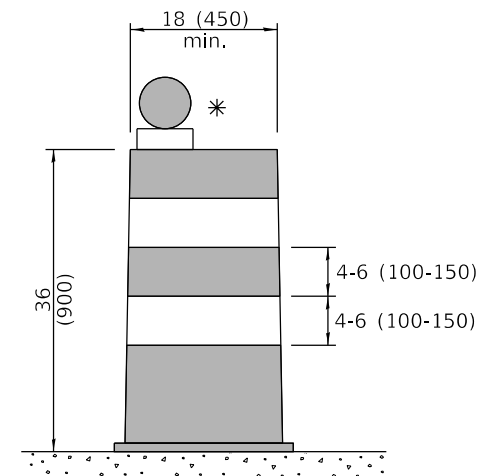
DAY OR NIGHTTIME USE



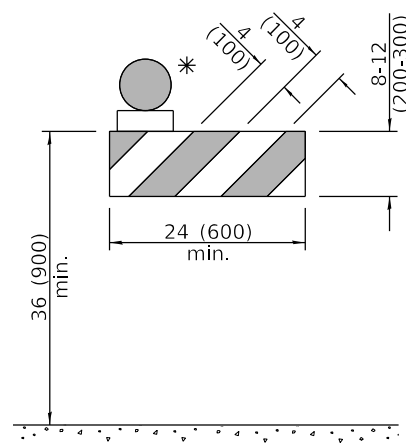
TUBULAR MARKER



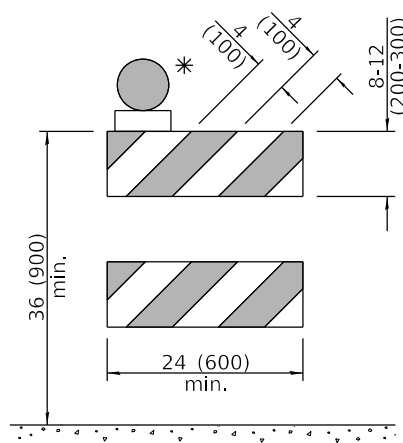
**VERTICAL PANEL
POST MOUNTED**



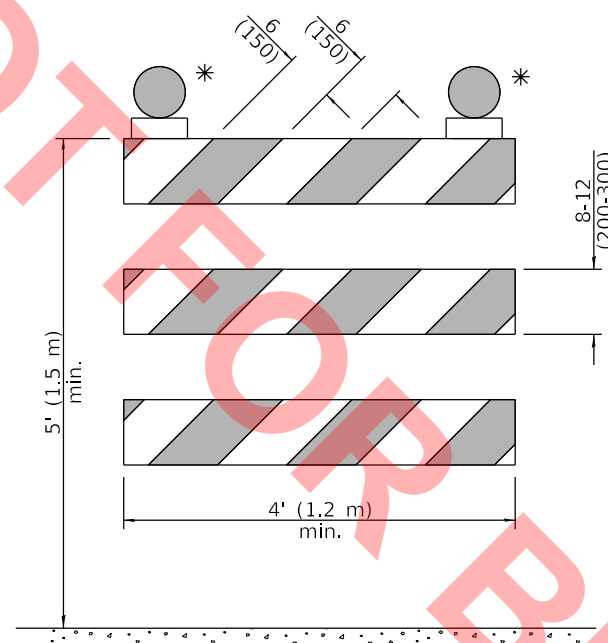
DRUM



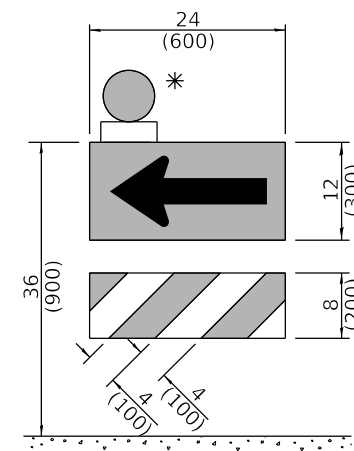
TYPE I BARRICADE



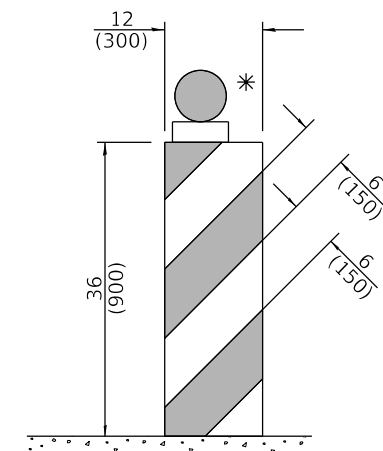
TYPE II BARRICADE



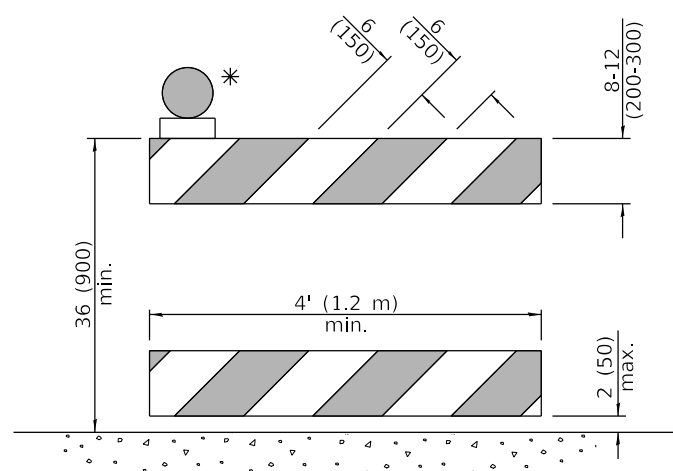
TYPE III BARRICADE



**DIRECTION INDICATOR
BARRICADE**



VERTICAL BARRICADE



**DETECTABLE PEDESTRIAN
CHANNELIZING BARRICADE**

* Warning lights (if required)

GENERAL NOTES

All heights shown shall be measured above the pavement surface.

All dimensions are in inches (millimeters) unless otherwise shown.

DATE	REVISIONS
1-1-19	Revised cone usage and added cones >36" (900 mm) height.
1-1-18	Revised END WORK ZONE SPEED LIMIT sign from orange to white background.

TRAFFIC CONTROL DEVICES

(Sheet 1 of 3)

STANDARD 701901-08

Illinois Department of Transportation

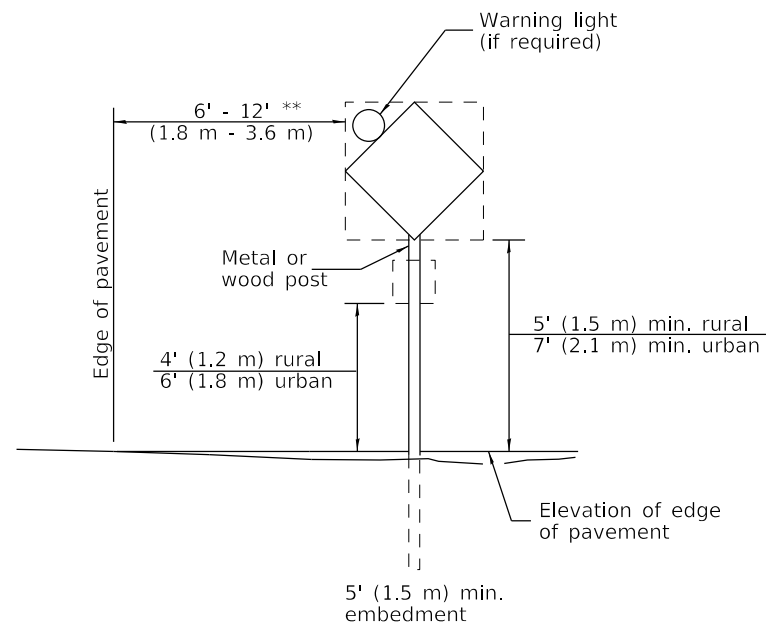
APPROVED January 1, 2019

 ENGINEER OF SAFETY PROG. AND ENGINEERING

APPROVED January 1, 2019

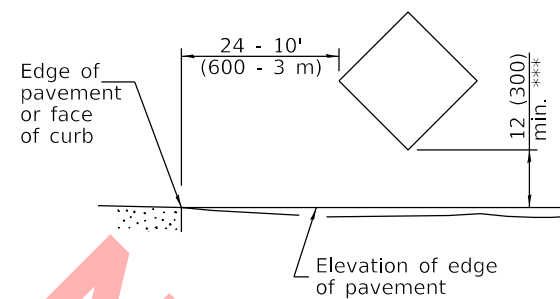
 ENGINEER OF DESIGN AND ENVIRONMENT

ISSUED
 ET-1-1 08/SS1



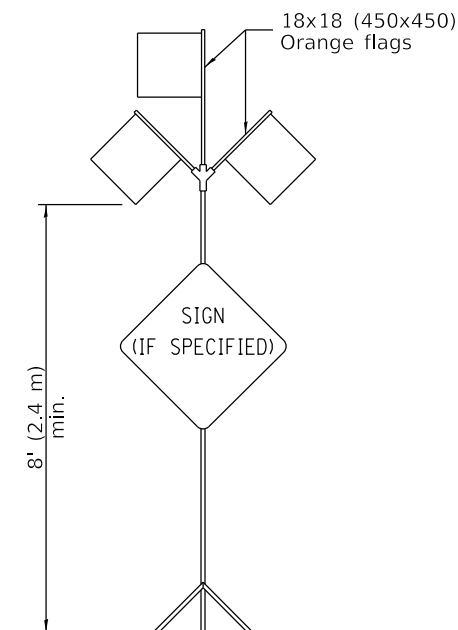
POST MOUNTED SIGNS

** When curb or paved shoulder are present this dimension shall be 24 (600) to the face of curb or 6' (1.8 m) to the outside edge of the paved shoulder.

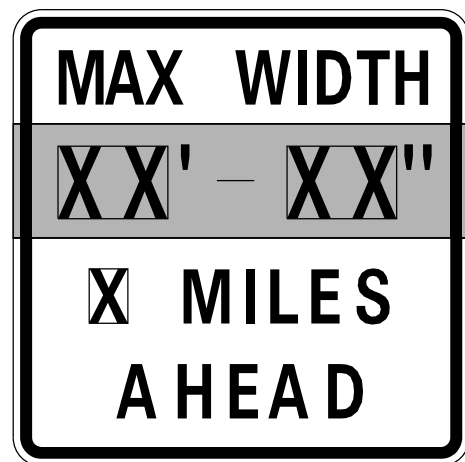


SIGNS ON TEMPORARY SUPPORTS

*** When work operations exceed four days, this dimension shall be 5' (1.5 m) min. If located behind other devices, the height shall be sufficient to be seen completely above the devices.



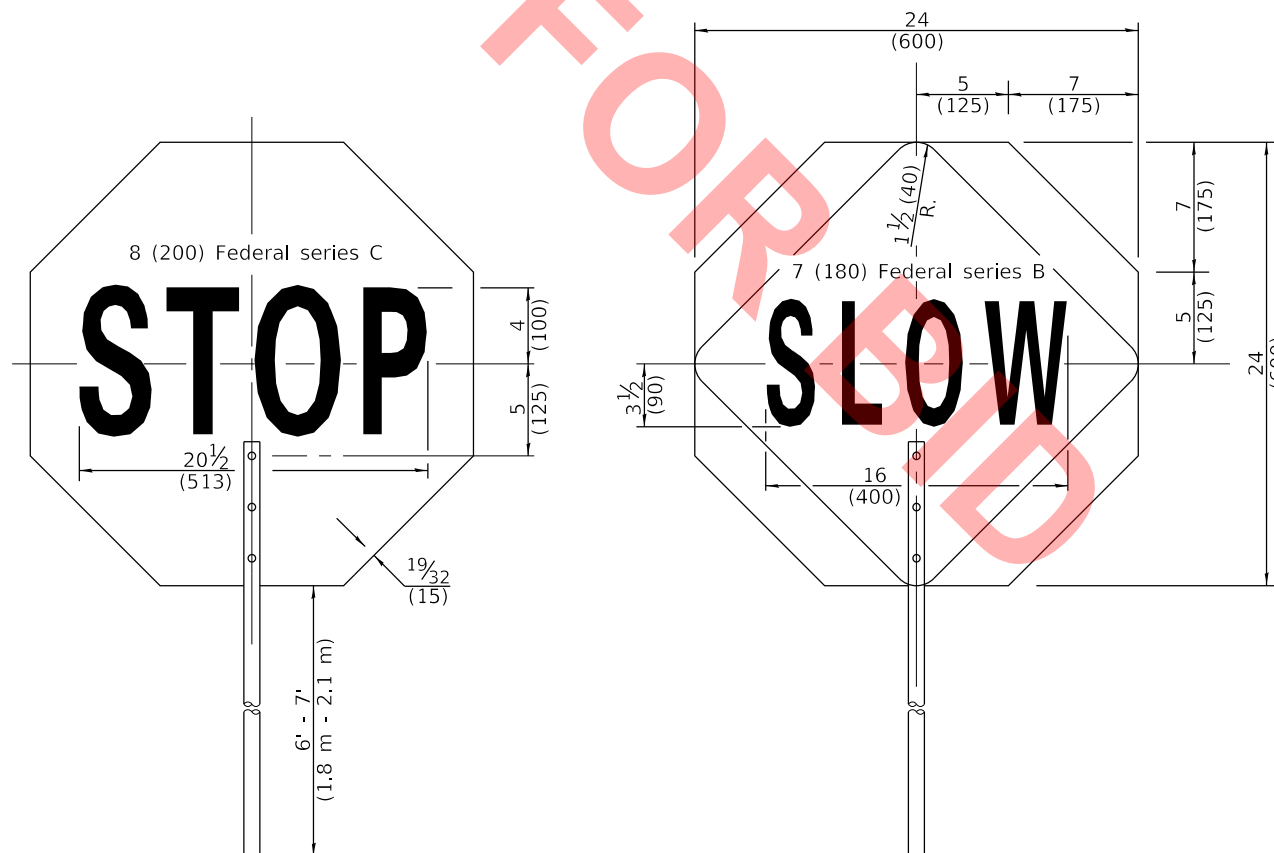
HIGH LEVEL WARNING DEVICE



W12-I103-4848

WIDTH RESTRICTION SIGN

XX'-XX" width and X miles are variable.



FRONT SIDE

REVERSE SIDE

FLAGGER TRAFFIC CONTROL SIGN



G20-I104(0)-6036



G20-I105(0)-6024


This signing is required for all projects 2 miles (3200 m) or more in length.

ROAD CONSTRUCTION NEXT X MILES sign shall be placed 500' (150 m) in advance of project limits.

END CONSTRUCTION sign shall be erected at the end of the job unless another job is within 2 miles (3200 m).

Dual sign displays shall be utilized on multi-lane highways.

WORK LIMIT SIGNING



W21-III5(0)-3618

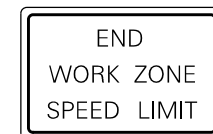
R2-1-3648

R10-I108p-3618 ****



R2-I106p-3618

Sign assembly as shown on Standards or as allowed by District Operations.



G20-I103-6036

This sign shall be used when the above sign assembly is used.

HIGHWAY CONSTRUCTION SPEED ZONE SIGNS

**** R10-I108p shall only be used along roadways under the jurisdiction of the State.

TRAFFIC CONTROL DEVICES

(Sheet 2 of 3)

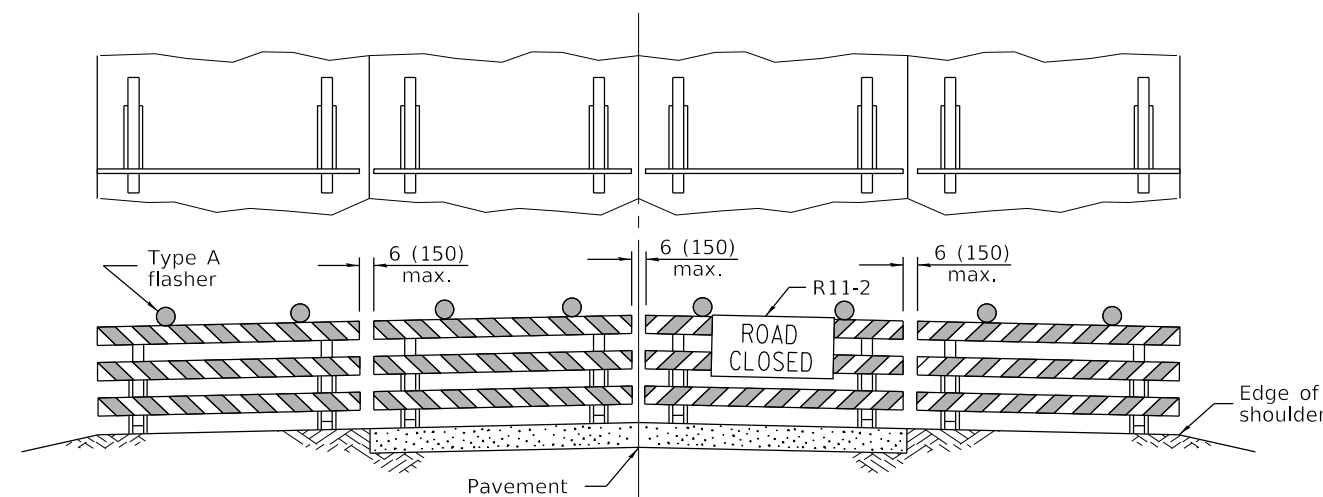
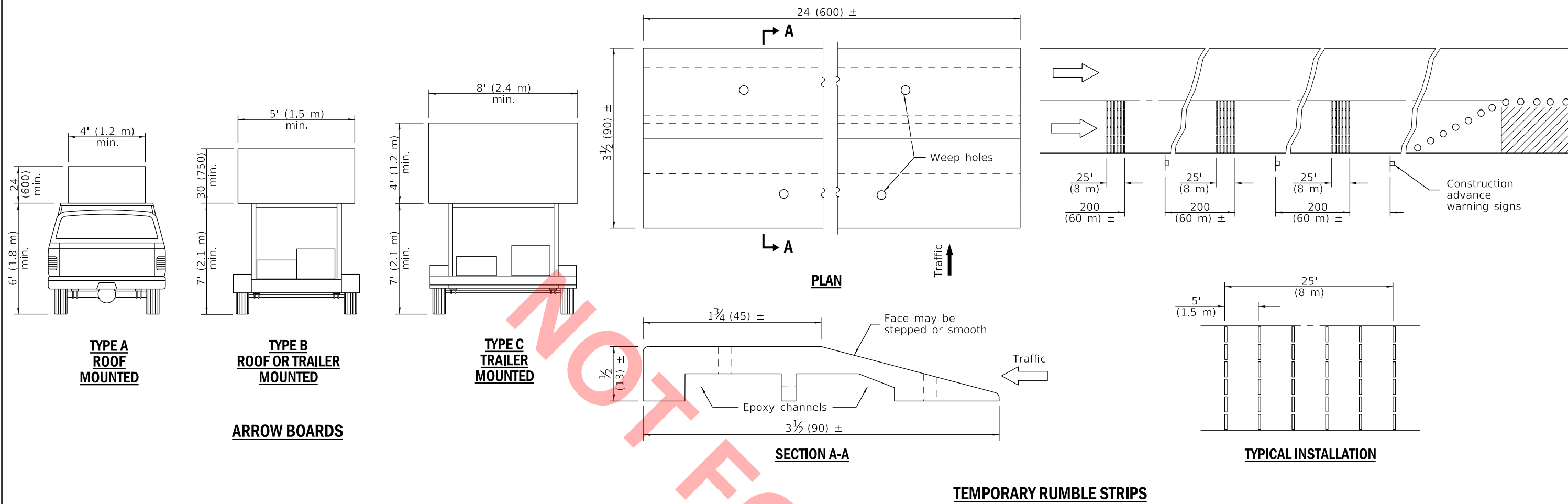
STANDARD 701901-08

Illinois Department of Transportation

APPROVED January 1, 2019
Cynthia Watt
 ENGINEER OF SAFETY PROG. AND ENGINEERING

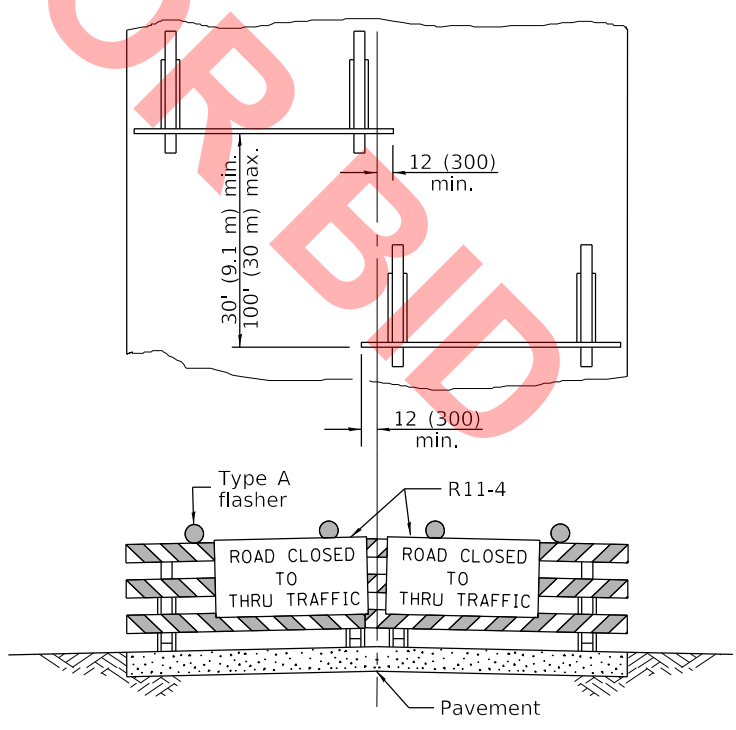
APPROVED January 1, 2019
Joe E. ...
 ENGINEER OF DESIGN AND ENVIRONMENT

ISSUED 1-1-13



ROAD CLOSED TO ALL TRAFFIC

Reflectorized striping may be omitted on the back side of the barricades. If a Type III barricade with an attached sign panel which meets NCHRP 350 is not available, the sign may be mounted on an NCHRP 350 temporary sign support directly in front of the barricade.



ROAD CLOSED TO THRU TRAFFIC

Reflectorized striping shall appear on both sides of the barricades. If a Type III barricade with an attached sign panel which meets NCHRP 350 is not available, the signs may be mounted on NCHRP 350 temporary sign supports directly in front of the barricade.

TYPICAL APPLICATIONS OF TYPE III BARRICADES CLOSING A ROAD

Illinois Department of Transportation

APPROVED January 1, 2019
Cynthia Watt
 ENGINEER OF SAFETY PROG. AND ENGINEERING

APPROVED January 1, 2019
Joe E. ...
 ENGINEER OF DESIGN AND ENVIRONMENT

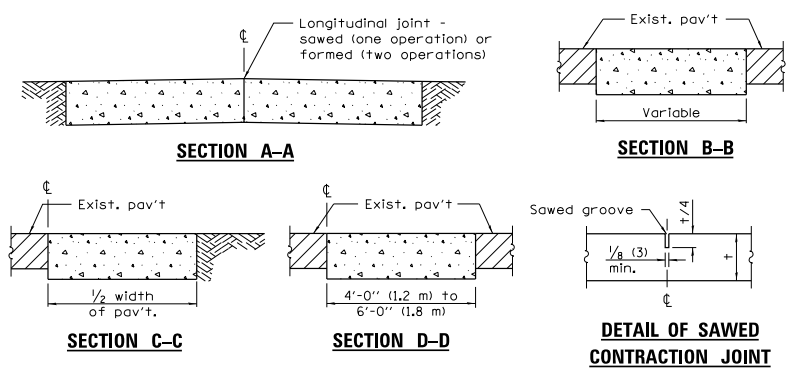
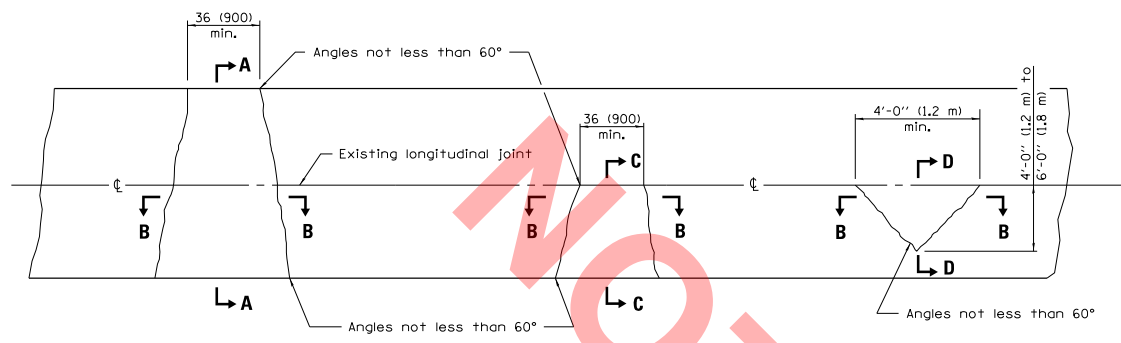
ISSUES
 E1-1-1 Q3581

TRAFFIC CONTROL DEVICES

(Sheet 3 of 3)

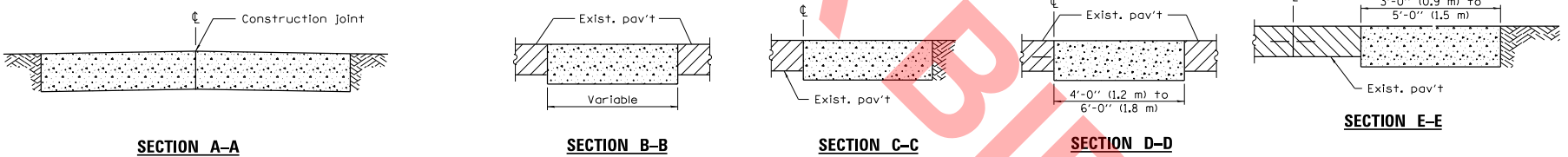
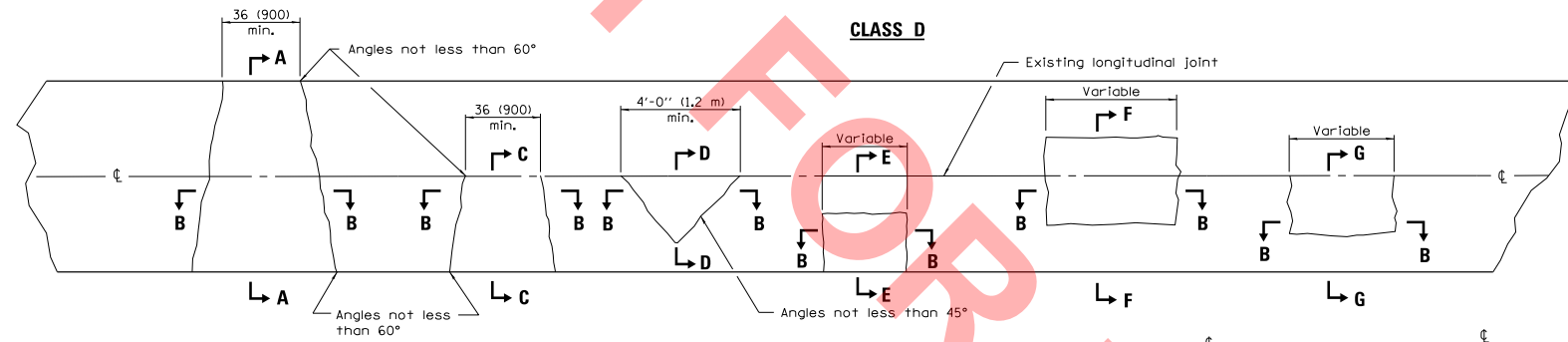
STANDARD 701901-08

CLASS C



Note:
Longitudinal joints shall be as detailed on Standard 420001, except tie bars are not required for patches 20'-0" (6.0 m) or less in length.

CLASS D



GENERAL NOTES

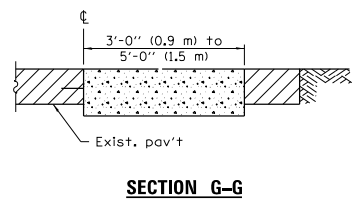
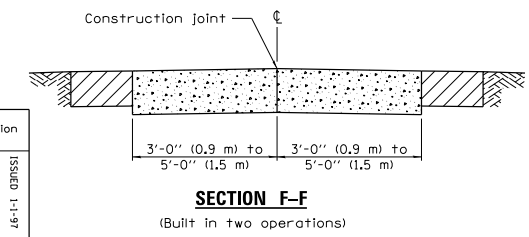
Existing tie bars shall be either cut or removed. Marginal bars shall be cut.
All dimensions are in inches (millimeters) unless otherwise shown.

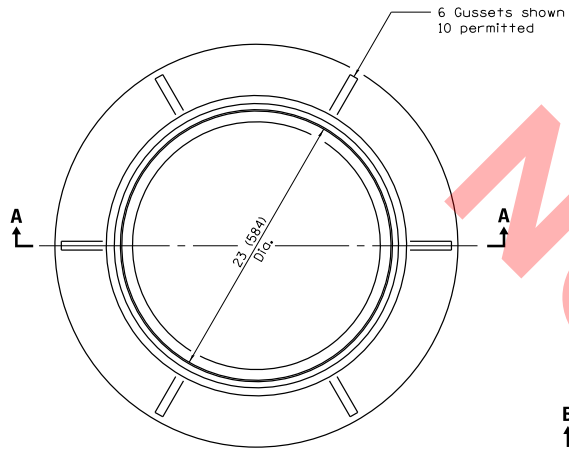
DATE	REVISIONS
1-1-08	Switched units to English (metric).
1-1-07	Revised Note for Class C patches.

CLASS C and D PATCHES

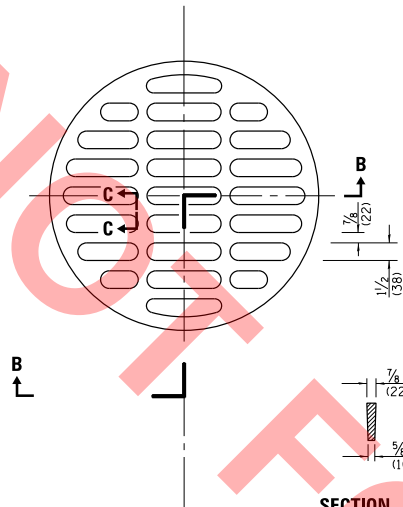
STANDARD 442201-03

Illinois Department of Transportation
 PASSED January 1, 2008
 ENGINEER OF POLICY AND PROCEDURES
 APPROVED January 1, 2008
 ENGINEER OF DESIGN AND ENVIRONMENT

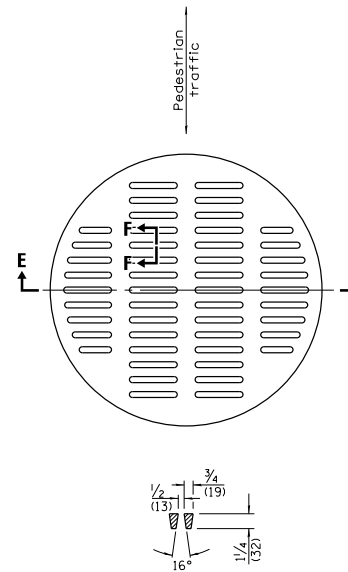




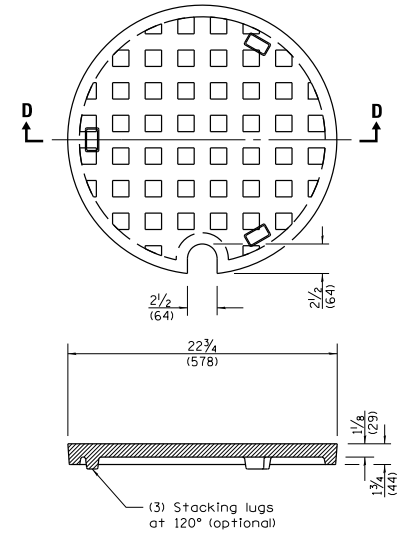
CAST FRAME



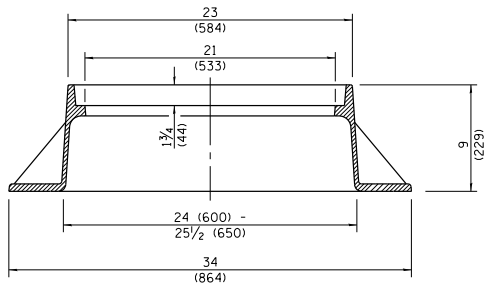
SECTION C-C



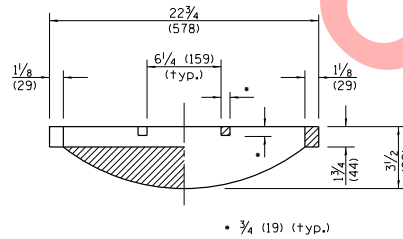
SECTION F-F



SECTION D-D

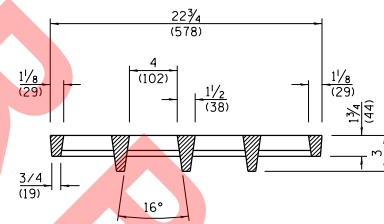


SECTION A-A
Gray Iron



SECTION B-B

CAST OPEN LID



SECTION E-E

**ADA COMPLIANT
CAST OPEN LID**

CAST CLOSED LID
Gray Iron Lid

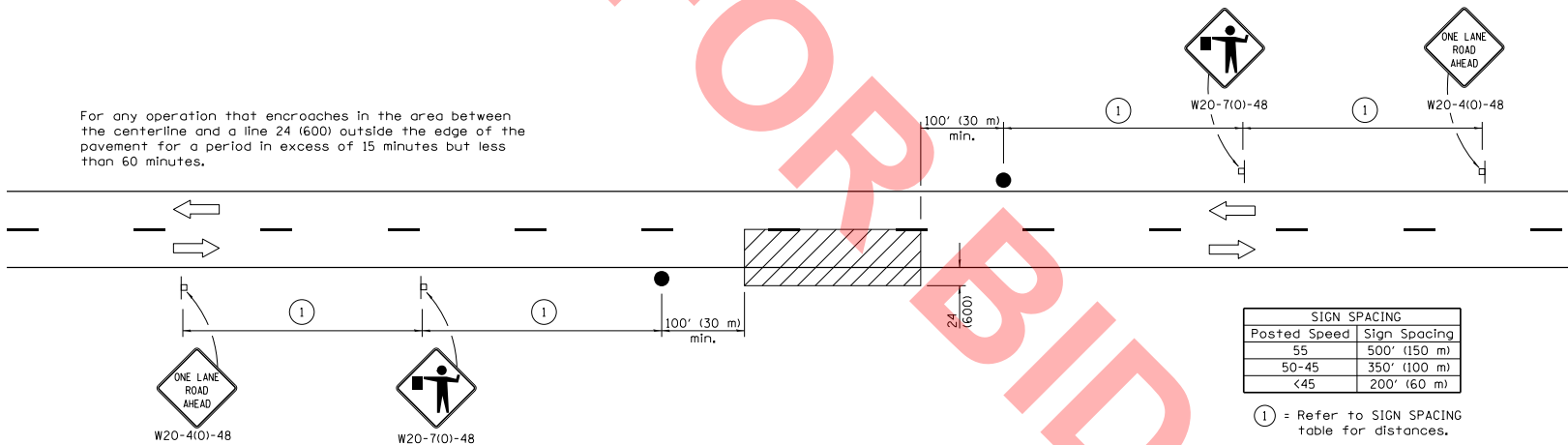
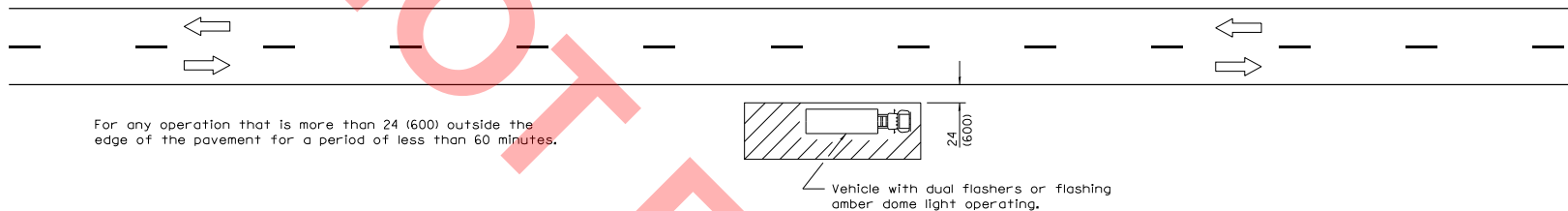
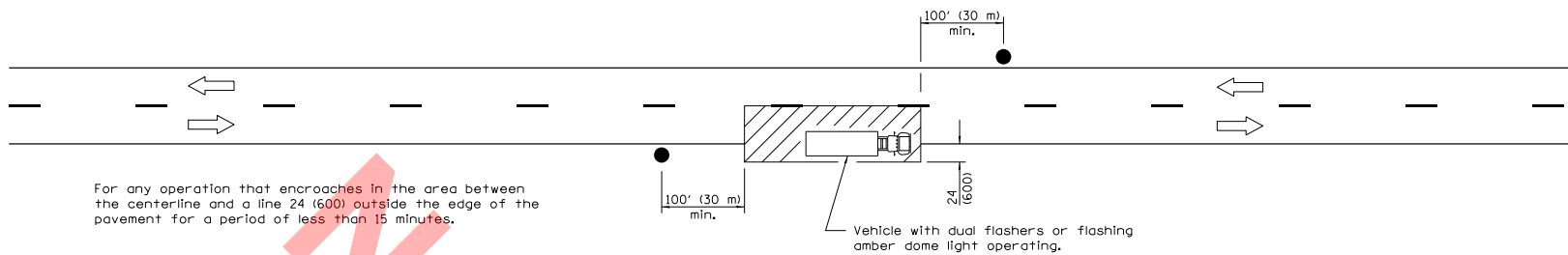
All dimensions are in inches (millimeters) unless otherwise shown.

Illinois Department of Transportation	
PASSED	January 1, 2015
<i>Michael Beard</i>	
ENGINEER OF POLICY AND PROCEDURES	
APPROVED	January 1, 2015
<i>[Signature]</i>	
ENGINEER OF DESIGN AND ENVIRONMENT	

DATE	REVISIONS
1-1-15	Revised dimensioning of frame. Added ADA compliant open lid.
1-1-09	Switched units to English (metric).

**FRAME AND LIDS
TYPE 1**

STANDARD 604001-04



TYPICAL APPLICATIONS

- Marking patches
- Field survey
- String line
- Utility operations
- Cleaning up debris on pavement

SYMBOLS

- Work area
- Sign on portable or permanent support
- Flagger with traffic control sign

All dimensions are in inches (millimeters) unless otherwise shown.

Illinois Department of Transportation

APPROVED January 1, 2011
ENGINEER OF SAFETY ENGINEERING

APPROVED January 1, 2011
ENGINEER OF DESIGN AND ENVIRONMENT

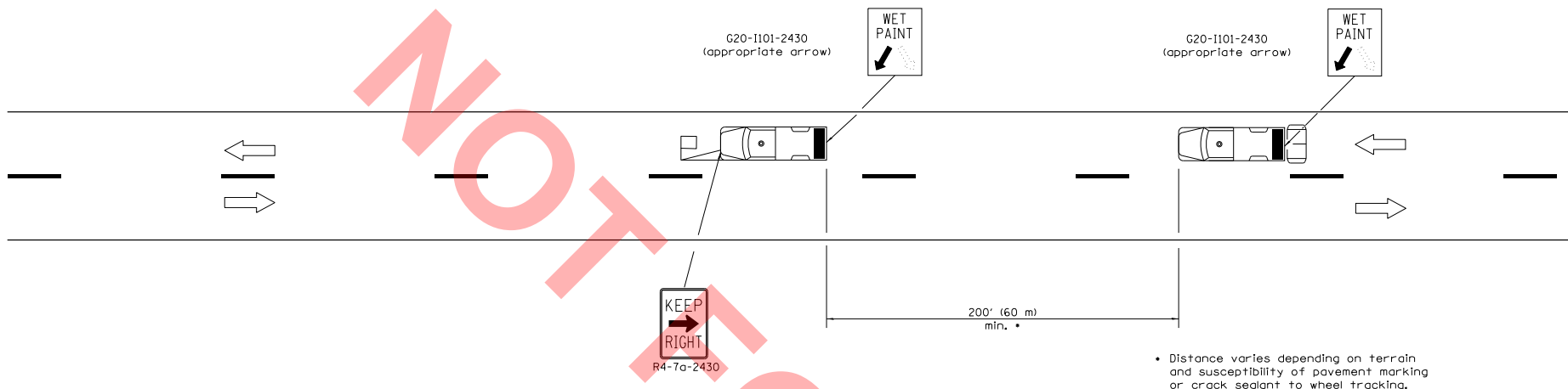
158151
46-1-1 03/ISS

DATE	REVISIONS
1-1-11	Revised flagger sign.
1-1-09	Switched units to English (metric).

LANE CLOSURE, 2L, 2W, SHORT TIME OPERATIONS

STANDARD 701301-04

NOT FOR BID



• Distance varies depending on terrain and susceptibility of pavement marking or crack sealant to wheel tracking.

TYPICAL APPLICATIONS

- Landscaping work
- Utility work
- Pavement marking
- Weed spraying
- Roadmeter measurements
- Debris cleanup
- Crack pouring

SYMBOLS

- Arrow board (Hazard Mode only)
- Truck with headlights, emergency flashers and flashing amber light. (visible from all directions)
- 18x18 (450x450) min. orange flag (use when guide wheel is used)
- Truck mounted attenuator

GENERAL NOTES

This Standard is used where any vehicle, equipment, workers or their activities will require a continuous moving operation where the average speed is greater than 3 mph (5 km/h).

For shoulder operations not encroaching on the pavement, use DETAIL A, Standard 701426.

All dimensions are in inches (millimeters) unless otherwise shown.

Illinois Department of Transportation

APPROVED January 1, 2009
ENGINEER OF OPERATIONS

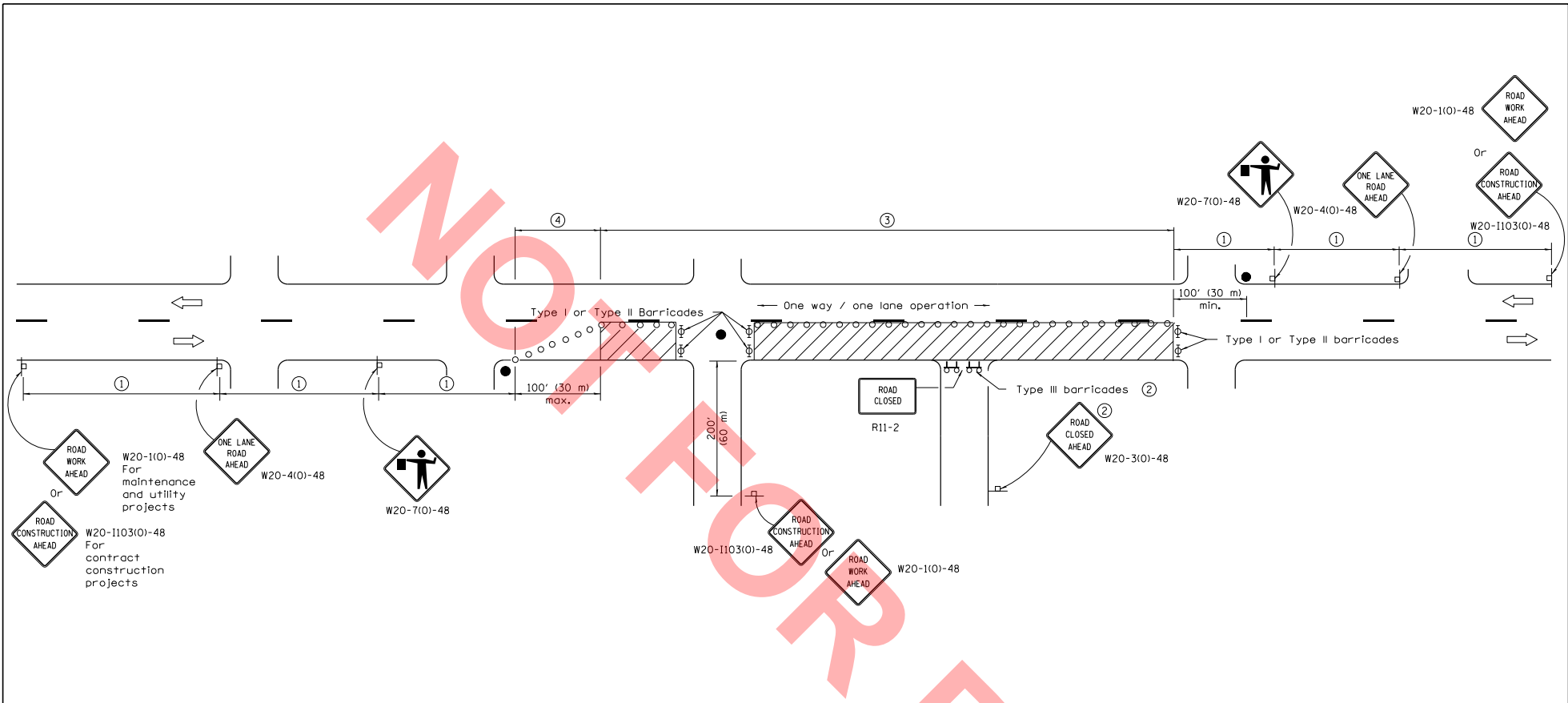
APPROVED January 1, 2009
ENGINEER OF DESIGN AND ENVIRONMENT

ISSUED 1-1-97

DATE	REVISIONS
1-1-09	Switched units to English (metric). Omitted Pass With Care sign.
1-1-00	Elim. speed restrictions in Standard title.

LANE CLOSURE 2L, 2W MOVING OPERATIONS—DAY ONLY

STANDARD 701311-03



ROAD WORK AHEAD W20-1(0)-48
 Or ROAD CONSTRUCTION AHEAD W20-1103(0)-48
 For maintenance and utility projects

ONE LANE ROAD AHEAD W20-4(0)-48

W20-7(0)-48

ROAD CONSTRUCTION AHEAD W20-1103(0)-48
 Or ROAD WORK AHEAD W20-1(0)-48

ROAD CLOSED W20-3(0)-48

R11-2

W20-7(0)-48

ONE LANE ROAD AHEAD W20-4(0)-48

ROAD WORK AHEAD W20-1(0)-48
 Or ROAD CONSTRUCTION AHEAD W20-1103(0)-48

SIGN SPACING	
Posted Speed	Sign Spacing
55	500' (150 m)
50-45	350' (100 m)
<45	200' (60 m)

SYMBOLS

- Work area
- Cone, drum or barricade (not required for moving operations)
- Sign on portable or permanent support
- Flagger with traffic control sign
- Barricade or drum with flashing light
- Type III barricade with flashing lights

- ① Refer to SIGN SPACING TABLE for distances.
- ② For approved sideroad closures.
- ③ Cones at 25' (8 m) centers for 250' (75 m). Additional cones may be placed at 50' (15 m) centers. When drums or Type I or Type II barricades are used, the interval between devices may be doubled.
- ④ Cones, drums or barricades at 20' (6 m) centers.

GENERAL NOTES

This Standard is used where at any time, day or night, any vehicle, equipment, workers or their activities encroach on the pavement requiring the closure of one traffic lane in an urban area.

All dimensions are in inches (millimeters) unless otherwise shown.

Illinois Department of Transportation

APPROVED January 1, 2011
 ENGINEER OF SAFETY ENGINEERING

APPROVED January 1, 2011
 ENGINEER OF DESIGN AND ENVIRONMENT

1585
 48-1-1

DATE	REVISIONS
1-1-11	Revised flagger sign.
1-1-09	Switched units to English (metric). Corrected sign No.'s.

**URBAN LANE CLOSURE,
 2L, 2W, UNDIVIDED**

STANDARD 701501-06

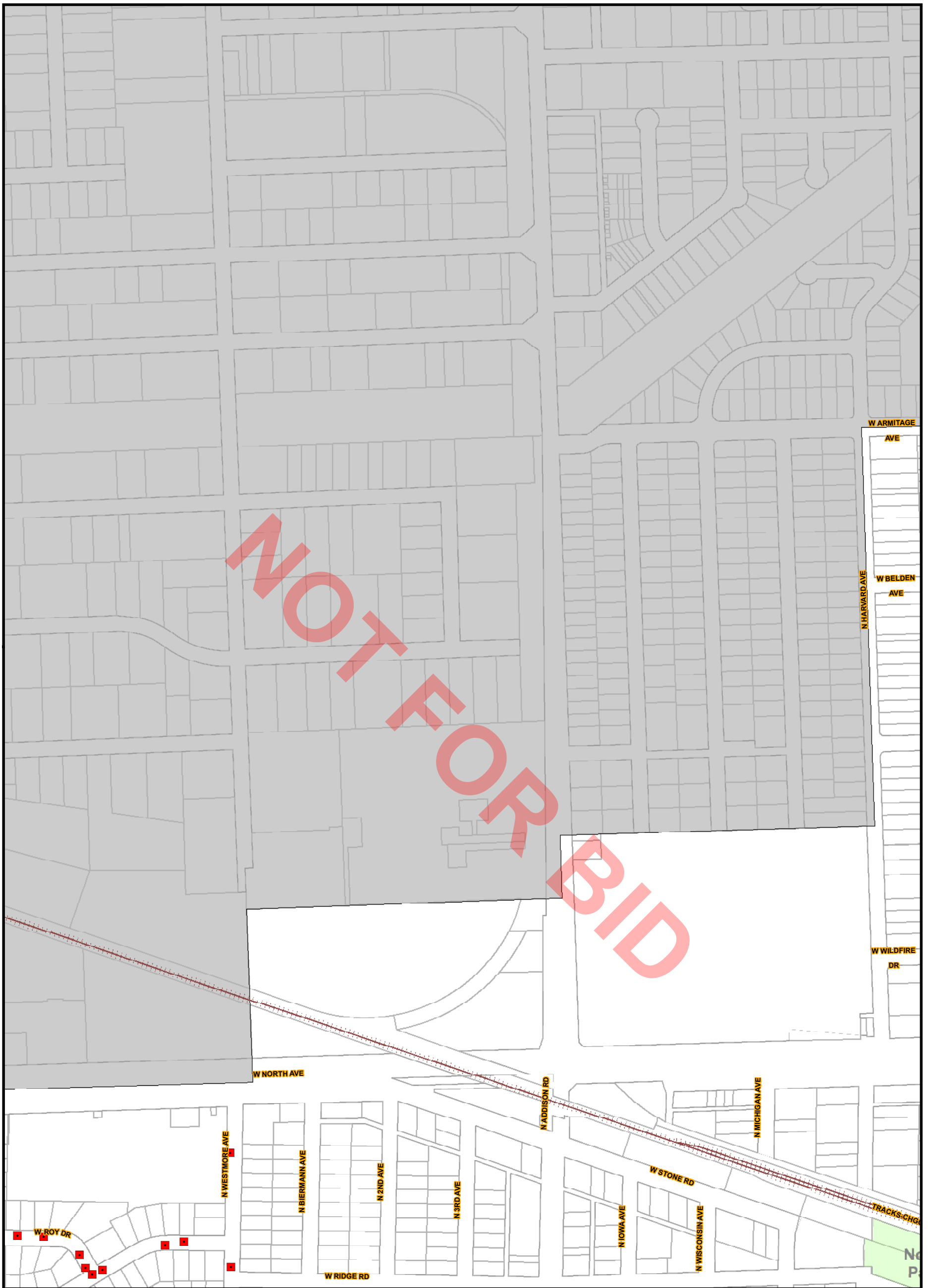
**2019 PAVEMENT PATCHING PROGRAM
VILLAGE OF VILLA PARK**

APPENDIX E

MAP AND LIST OF PROPOSED PATCH LOCATIONS

NOT FOR BID

NOT FOR BID



B4

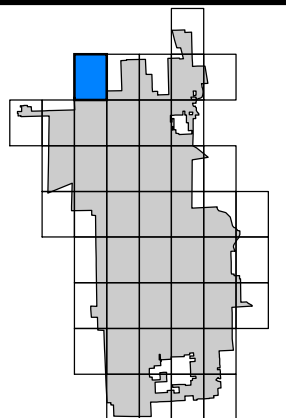
C2

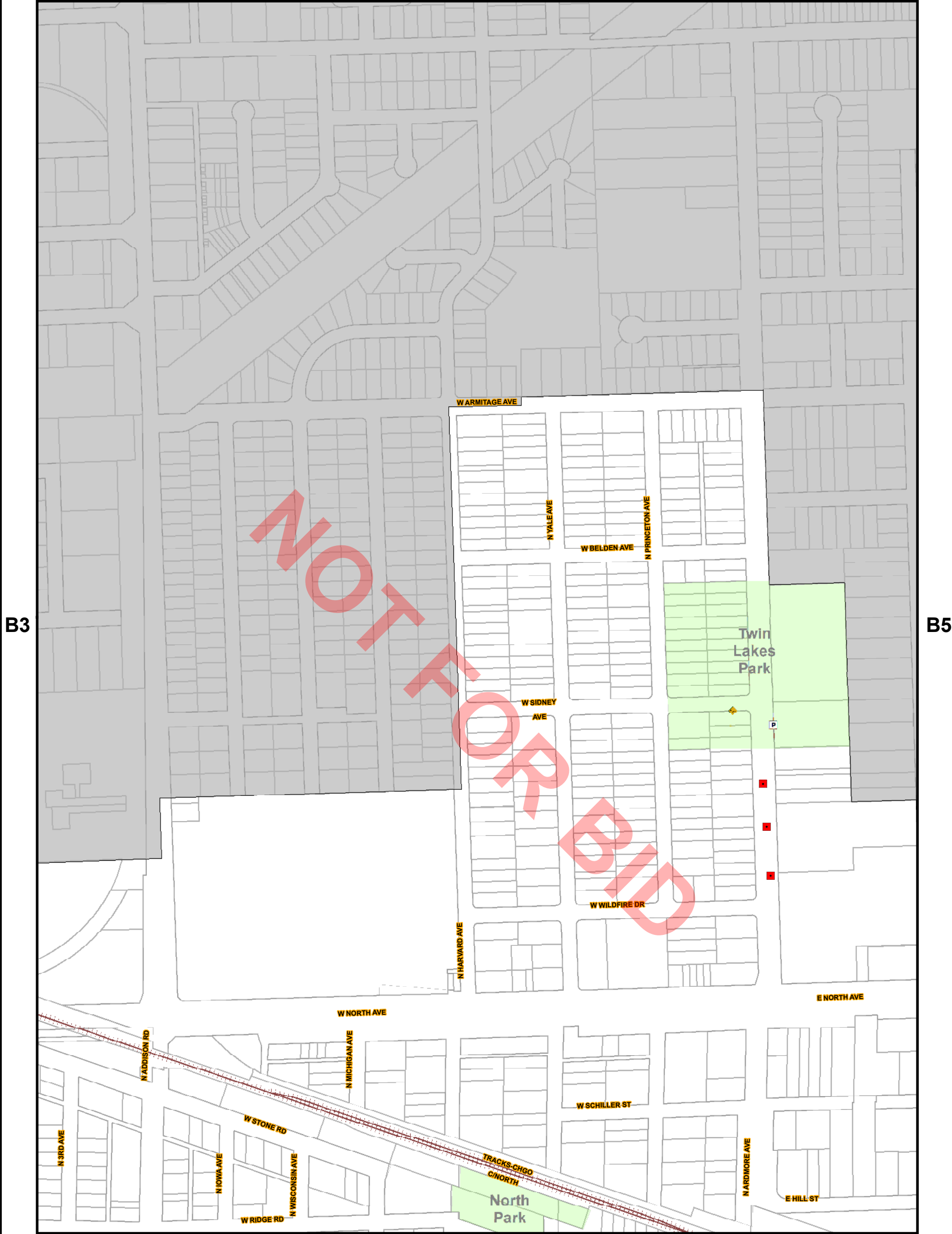
C3

C4



0 200 400
 1 Inch = 200 Feet





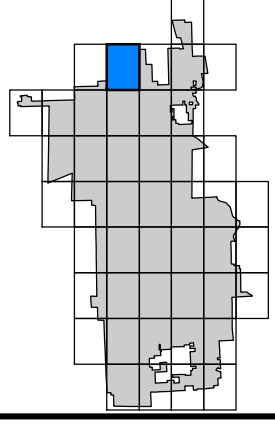
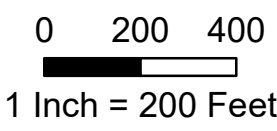

B3

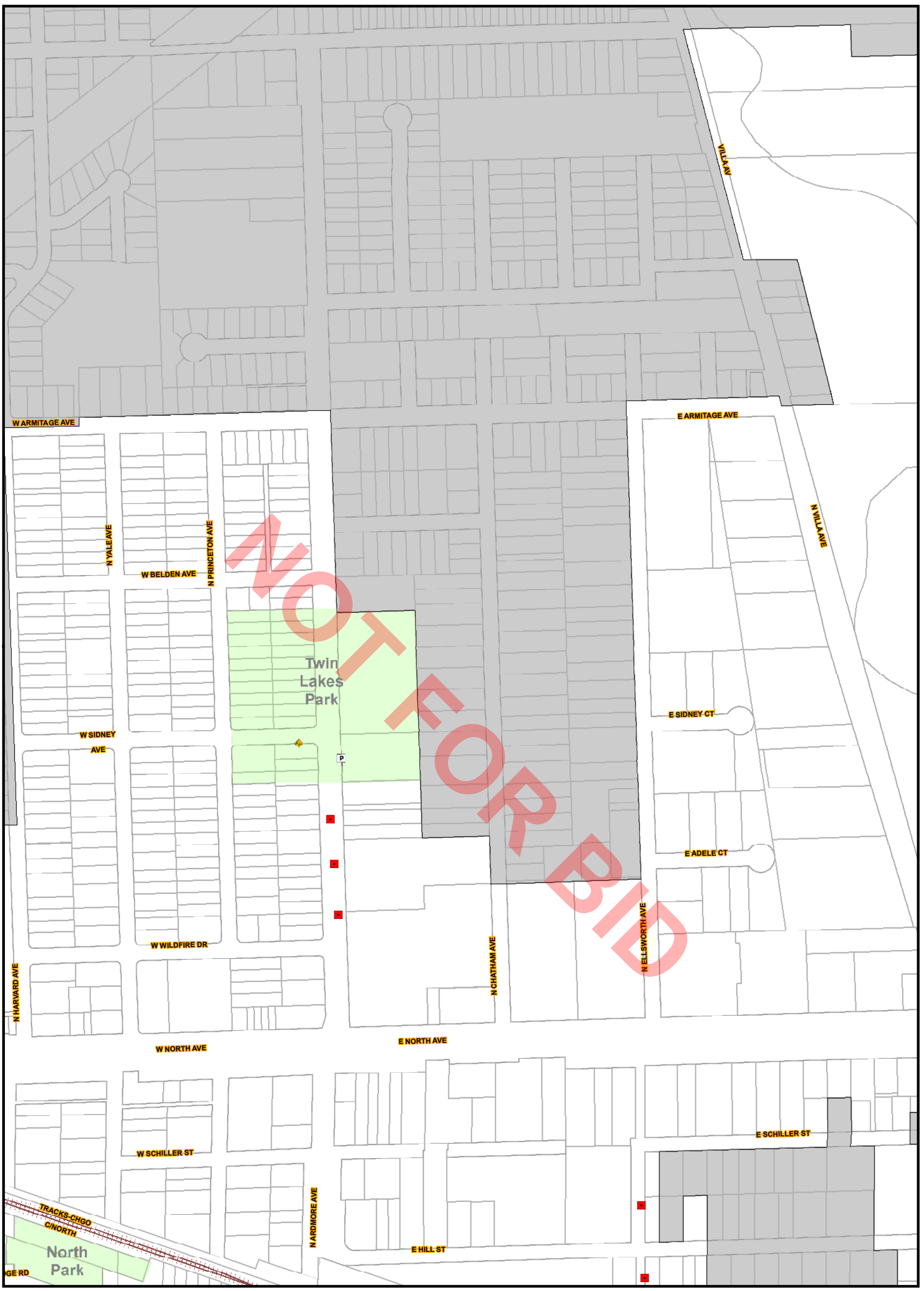
B5

C3

C4

C5





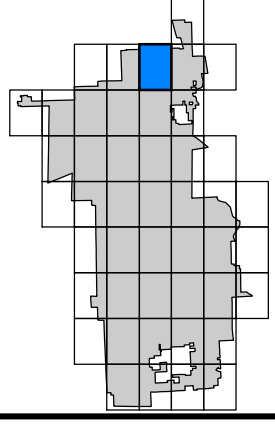
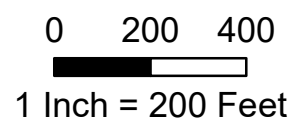
B4

B6

C4

C5

C6




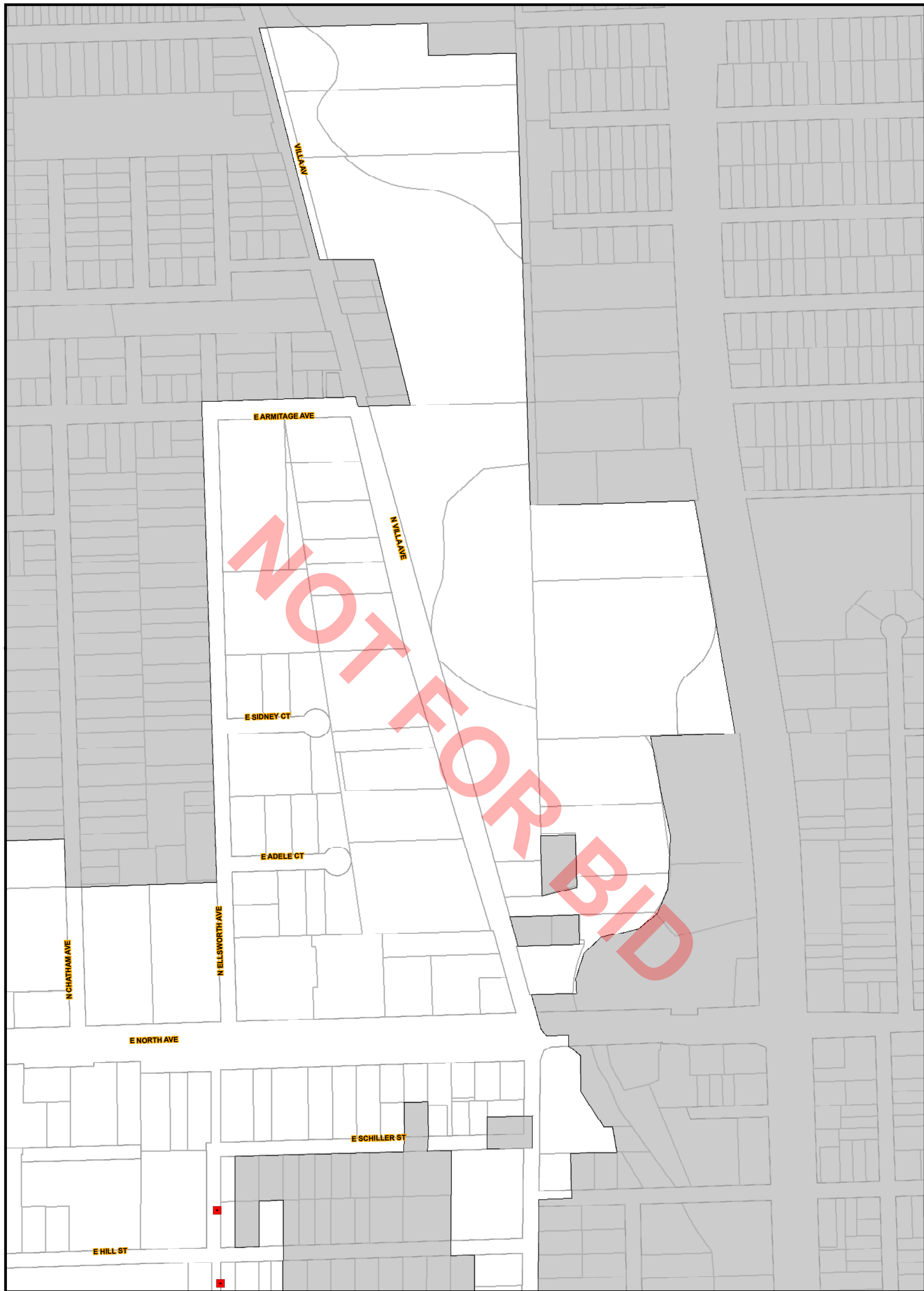
A6

B5

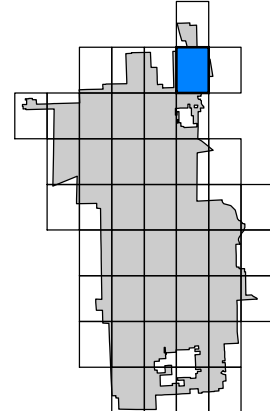
B7

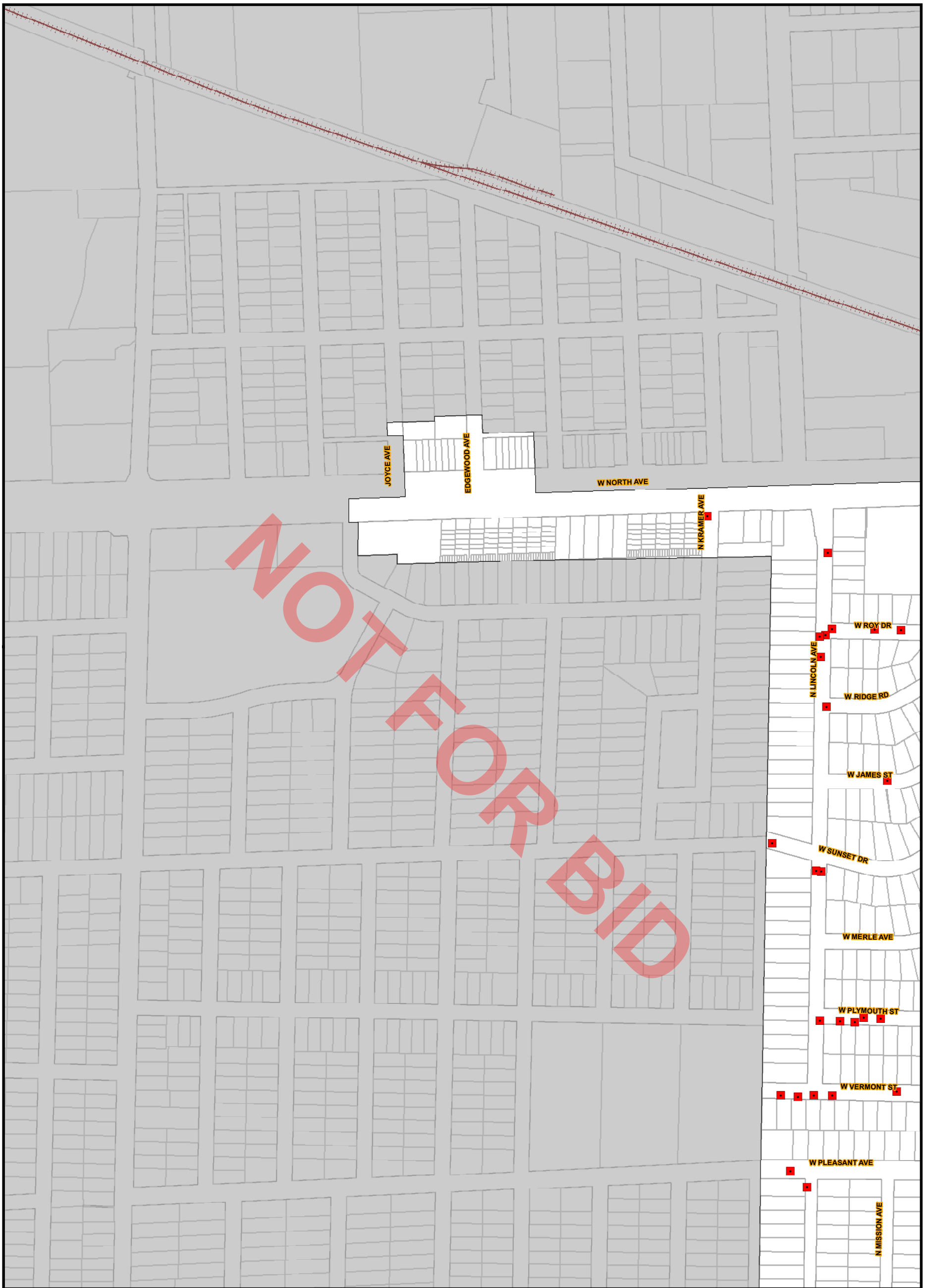
C5

C6



0 200 400
 1 Inch = 200 Feet



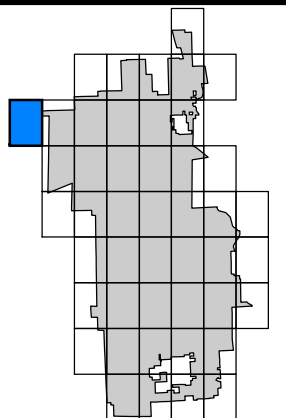


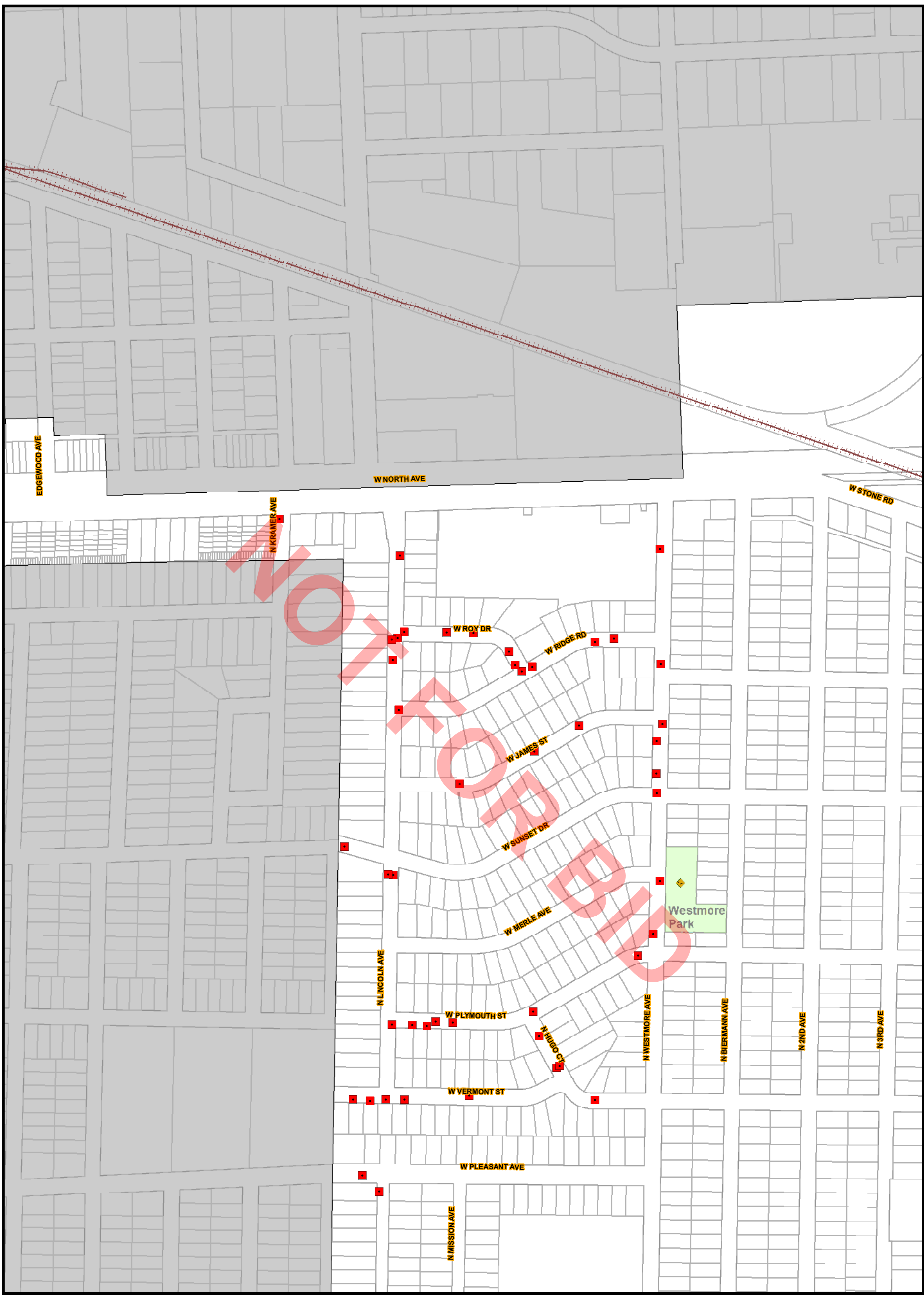
C2

D2



0 200 400
 1 Inch = 200 Feet



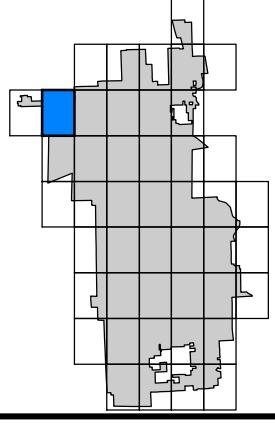
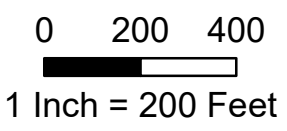


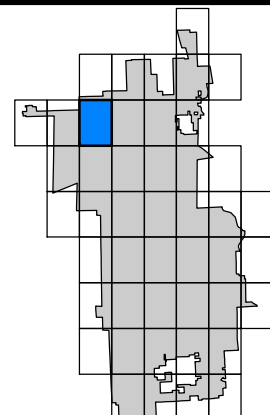
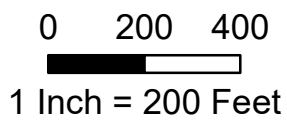

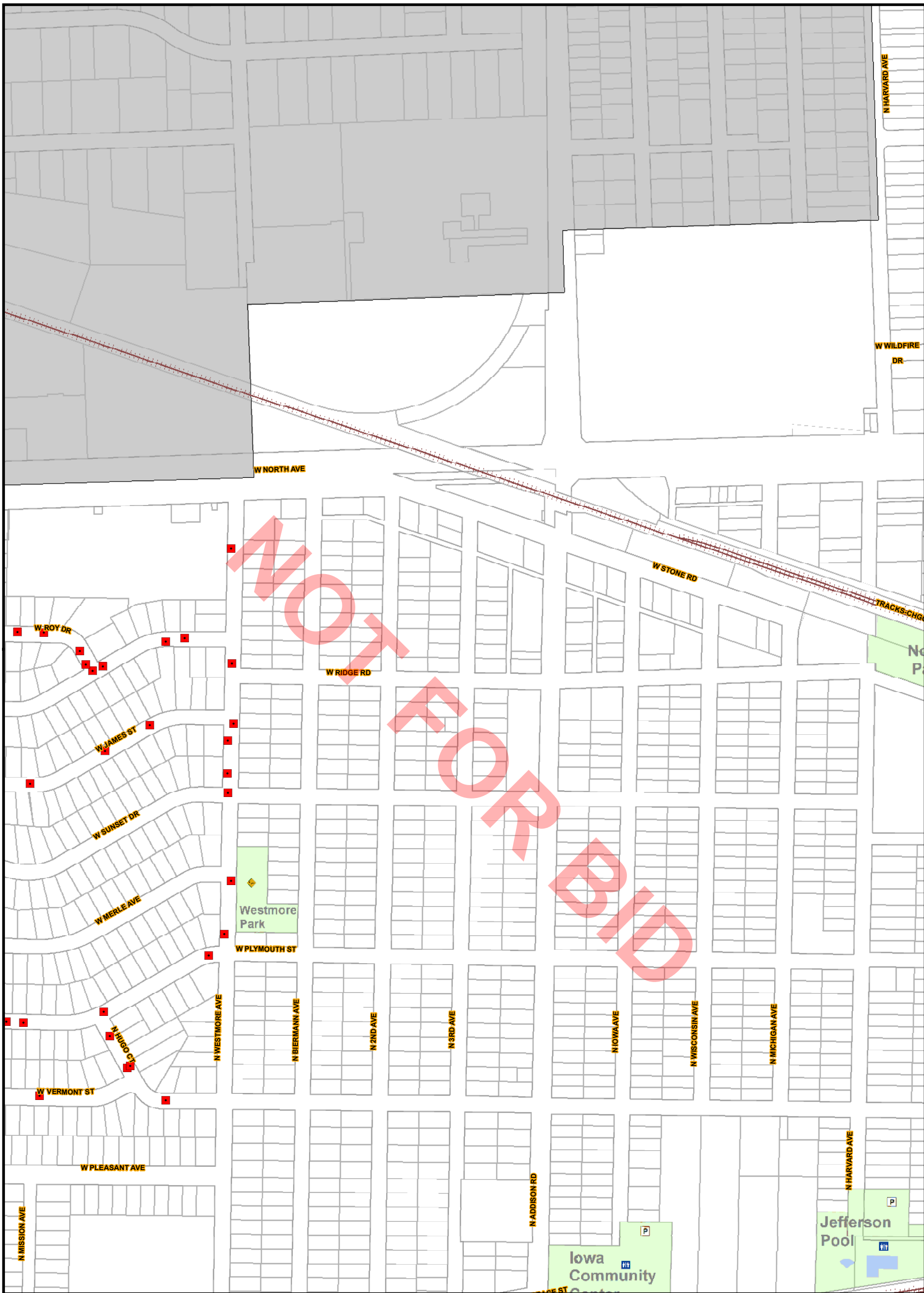
C1

C3

D2

D3

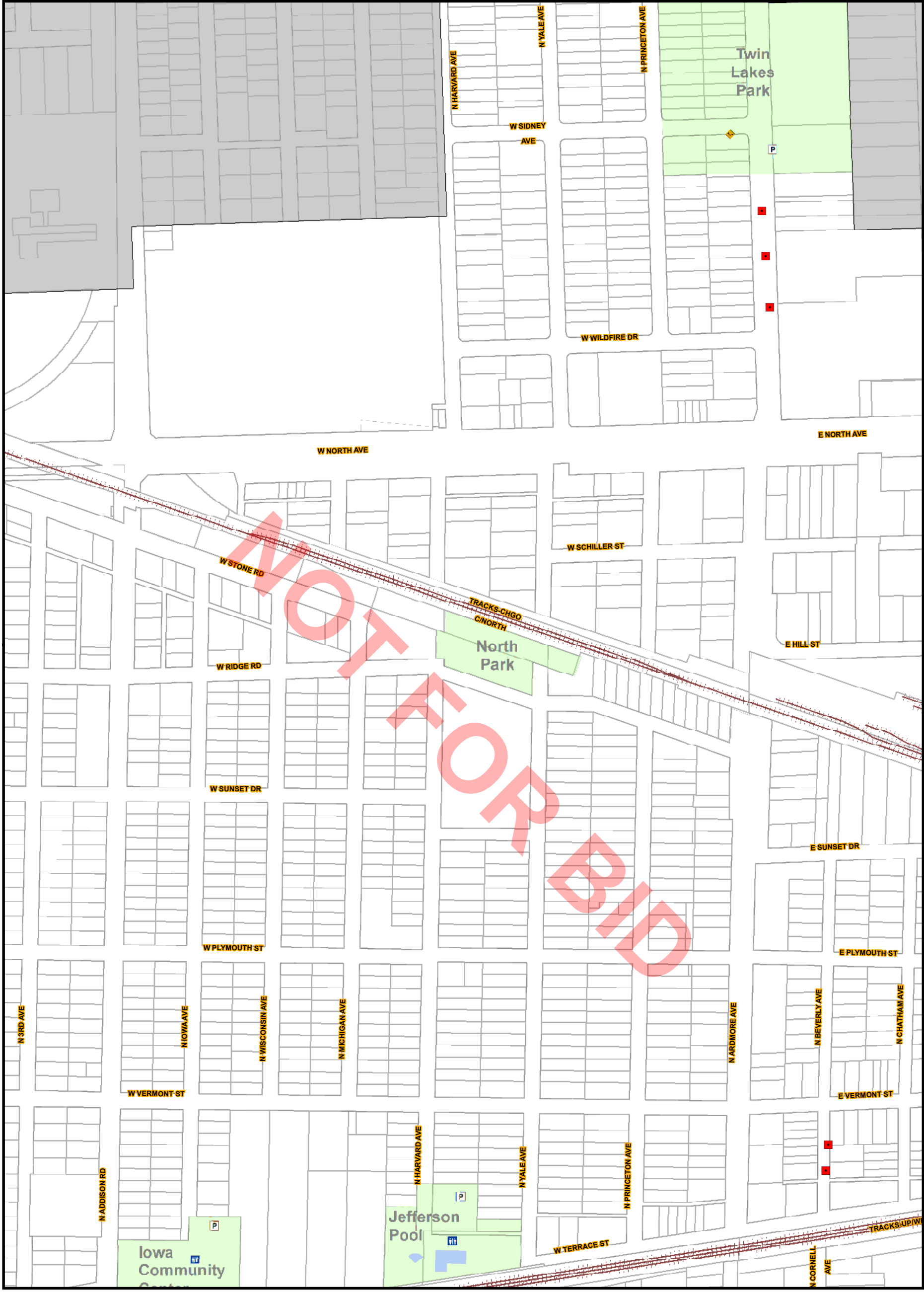




B3

B4

B5



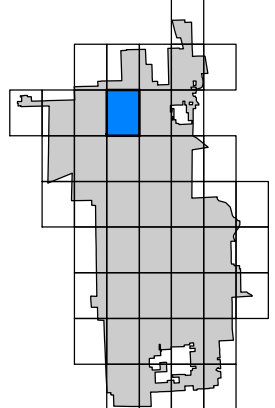
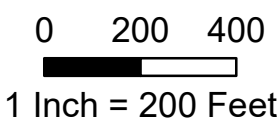

C3

C5

D3

D4

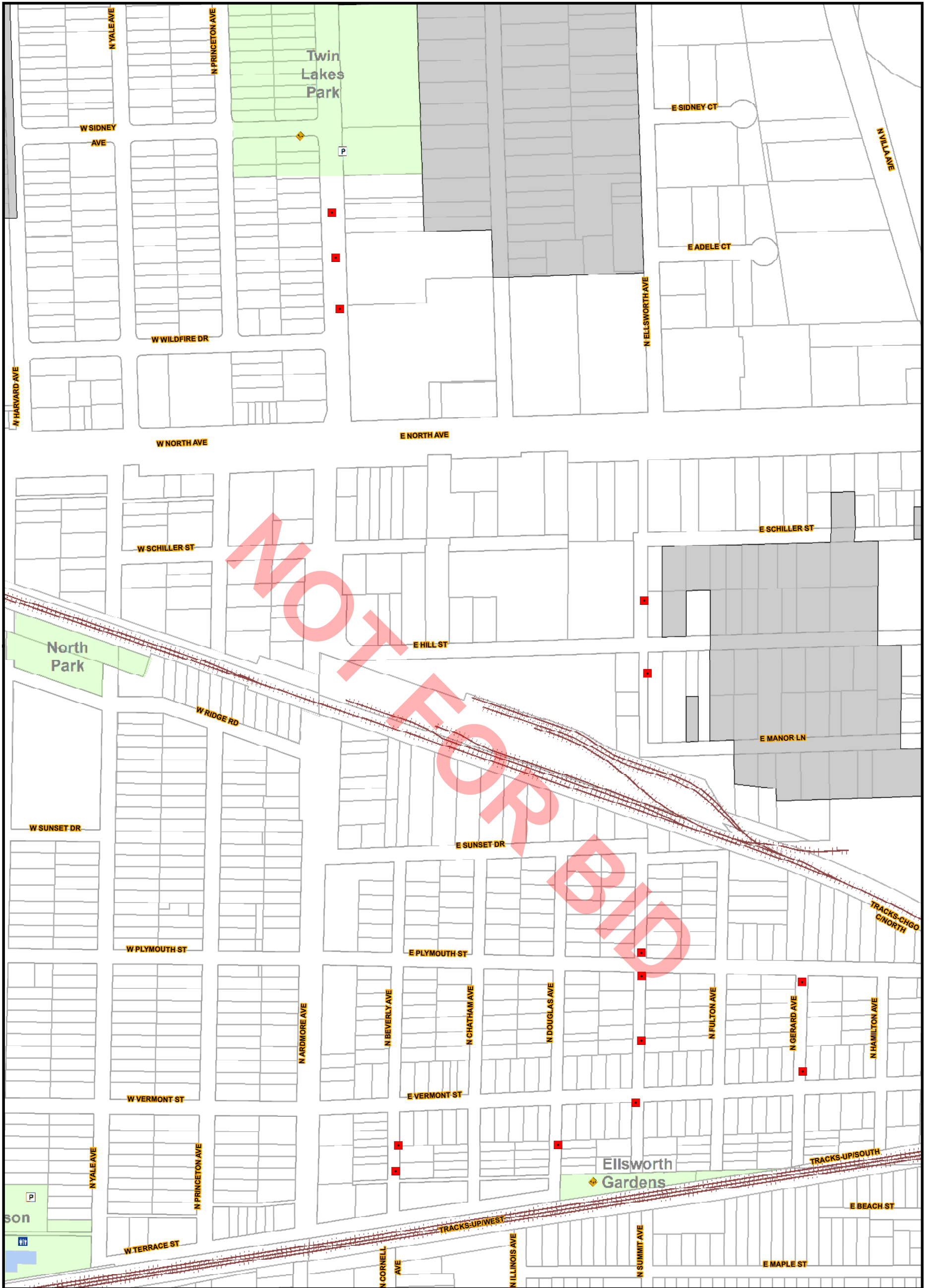
D5



B4

B5

B6




C4

C6

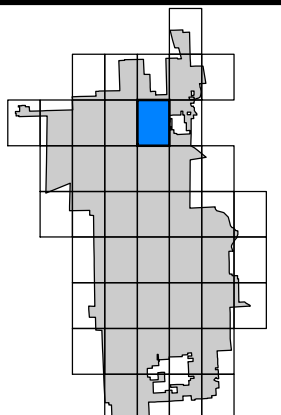
D4

D5

D6



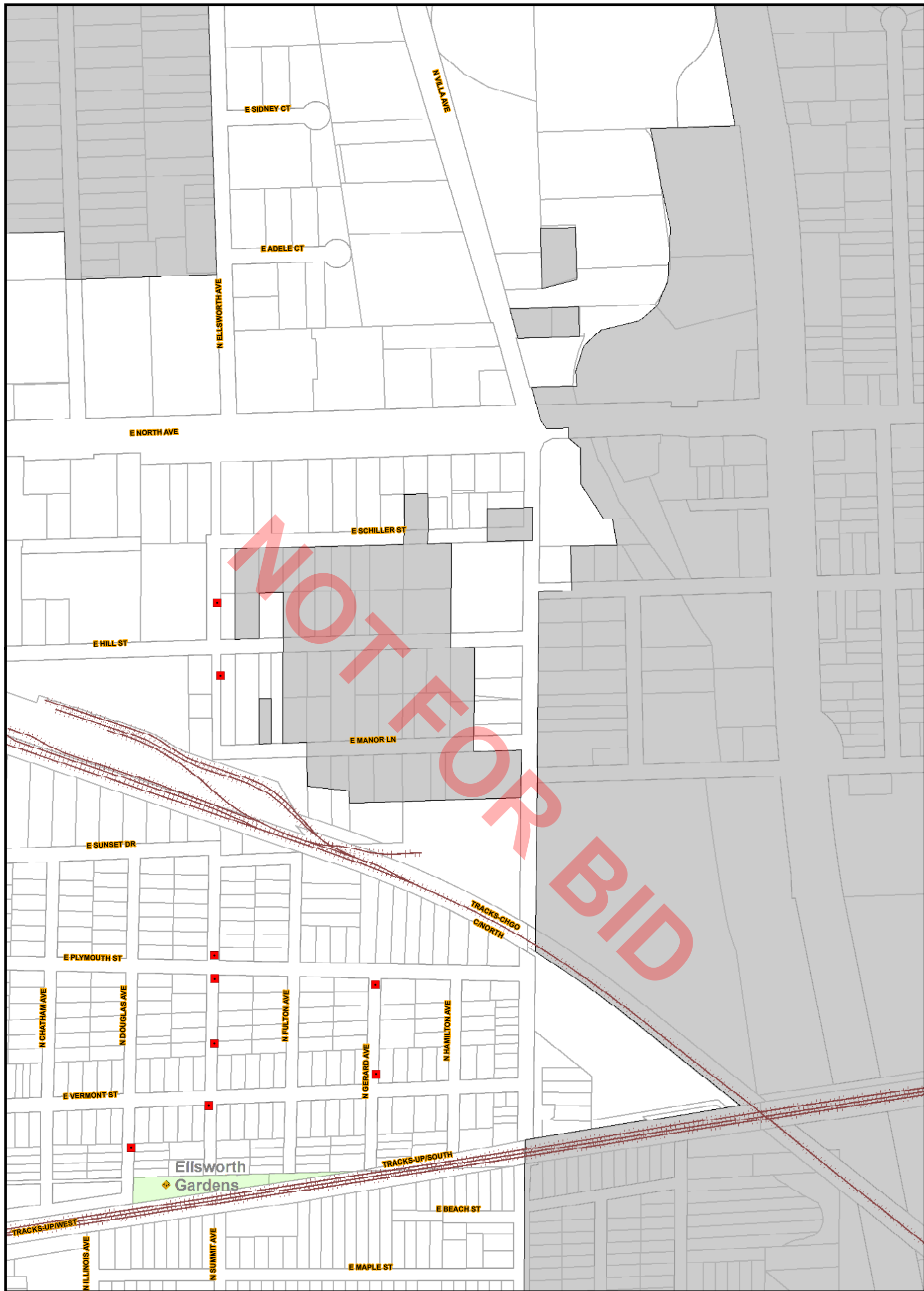
0 200 400
 1 Inch = 200 Feet



B5

B6

B7



C5

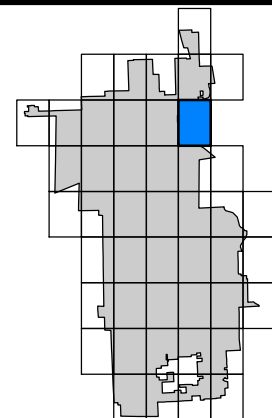
D5

D6

D7



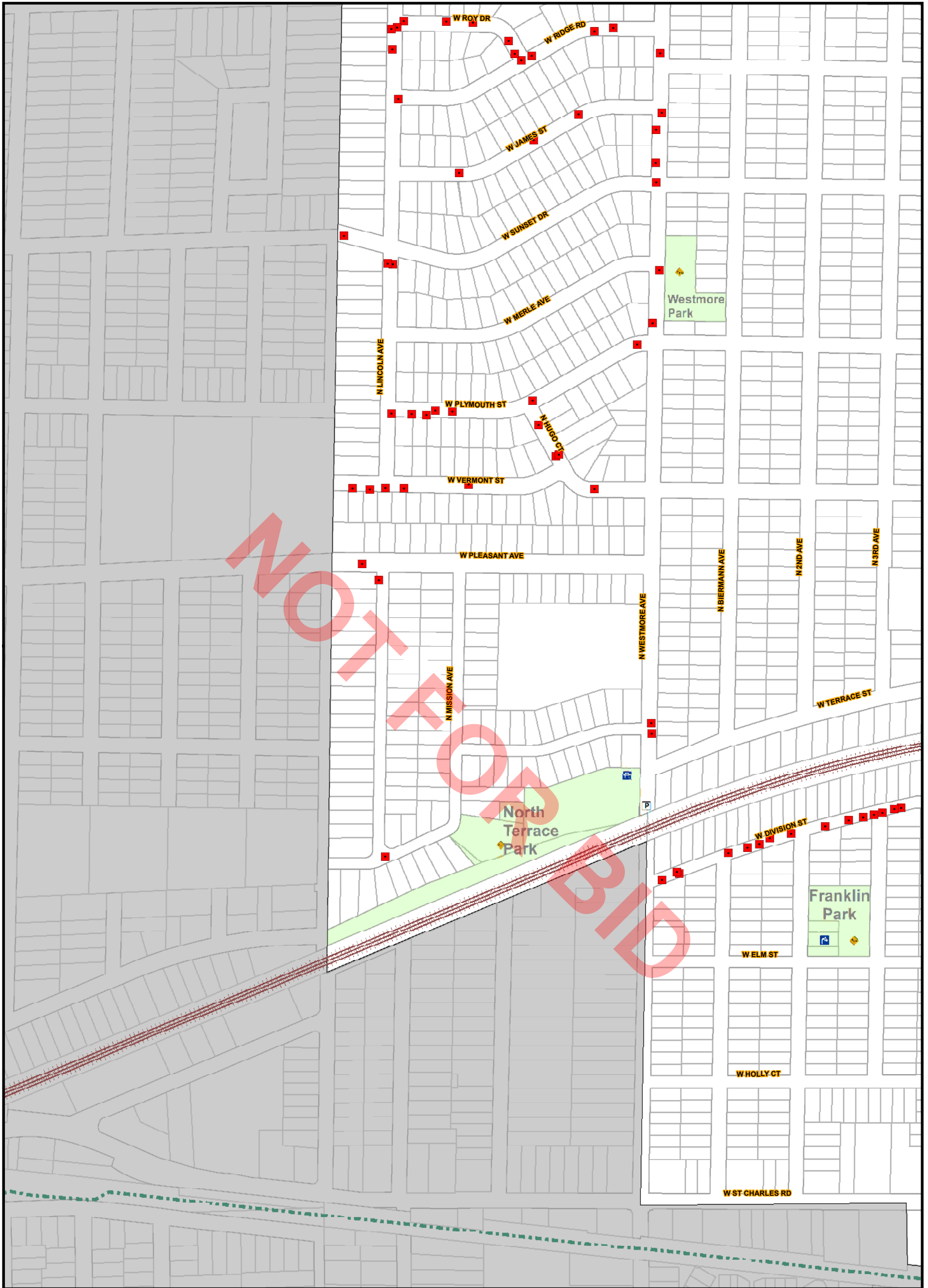
0 200 400
 1 Inch = 200 Feet



C1

C2

C3



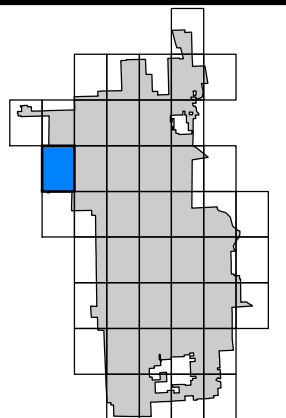
D3

E2

E3



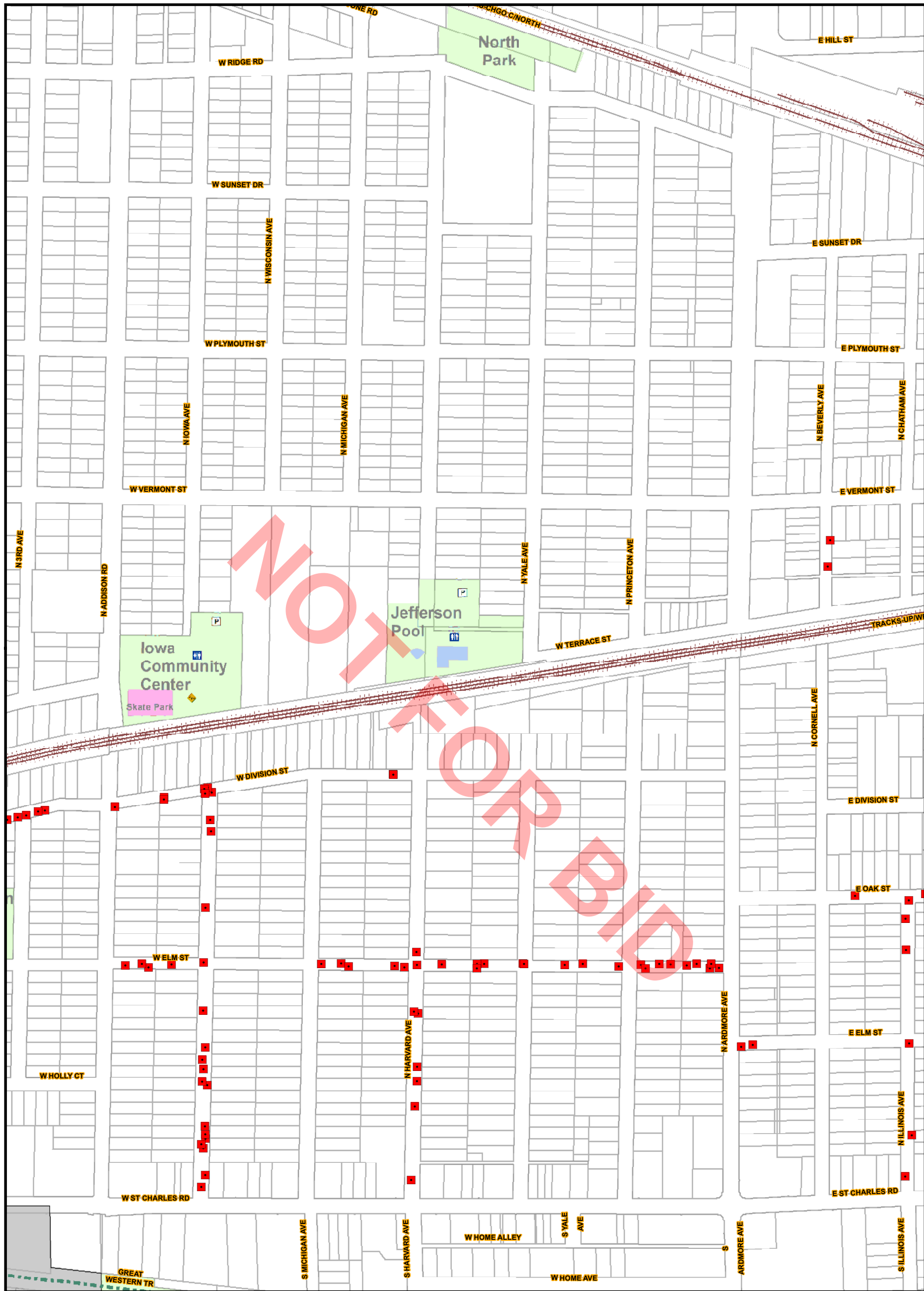
0 200 400
 1 Inch = 200 Feet



C3

C4

C5



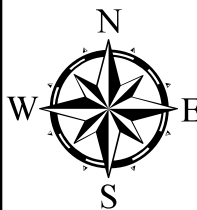
D3

D5

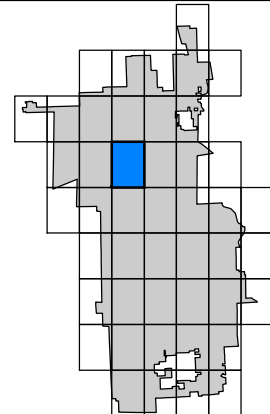
E3

E4

E5



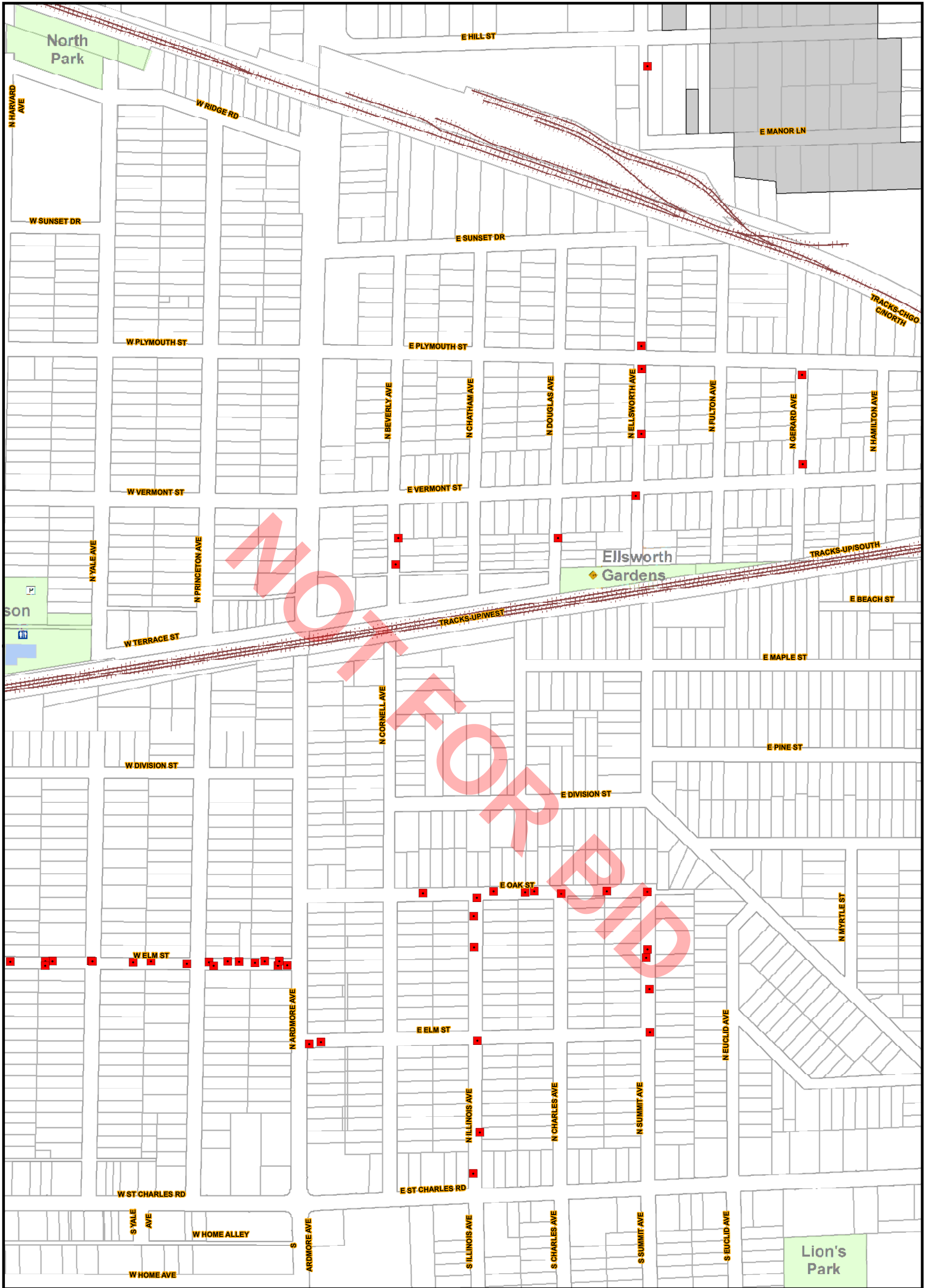
0 200 400
 1 Inch = 200 Feet



C4

C5

C6




D4

D6

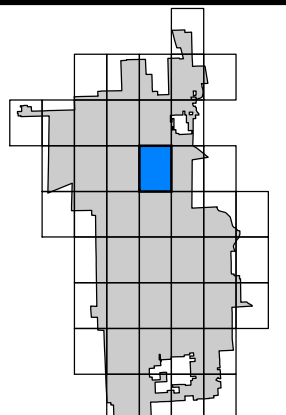
E4

E5

E6

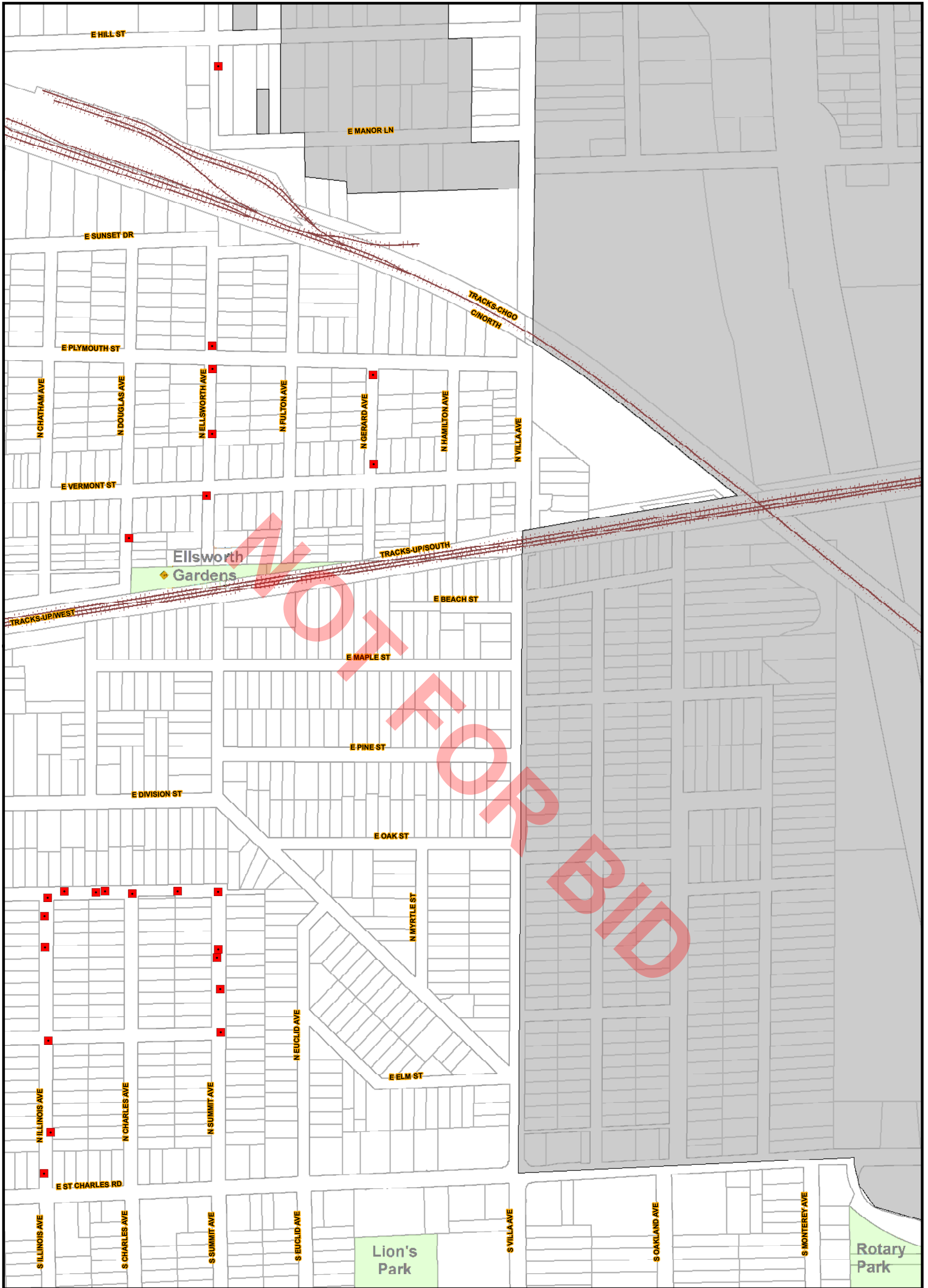


0 200 400
 1 Inch = 200 Feet



C5

C6



D5

D7

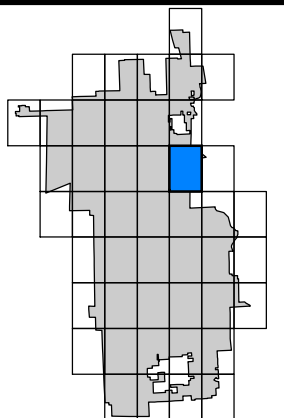
E5

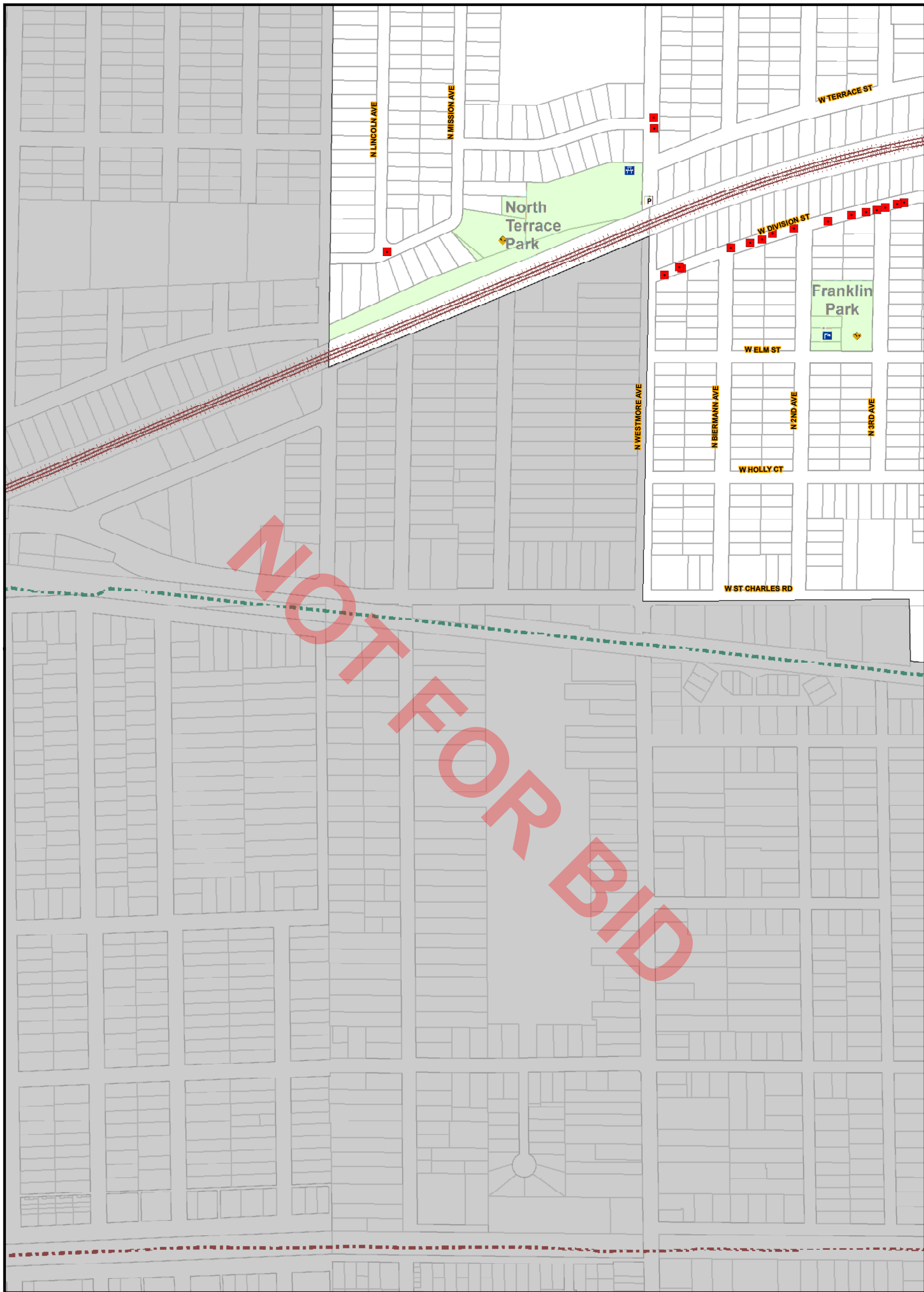
E6

E7

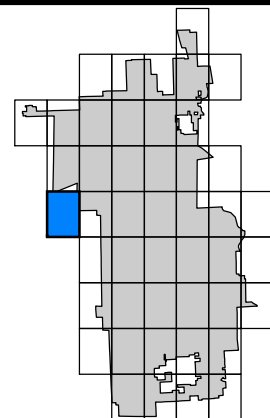


0 200 400
 1 Inch = 200 Feet





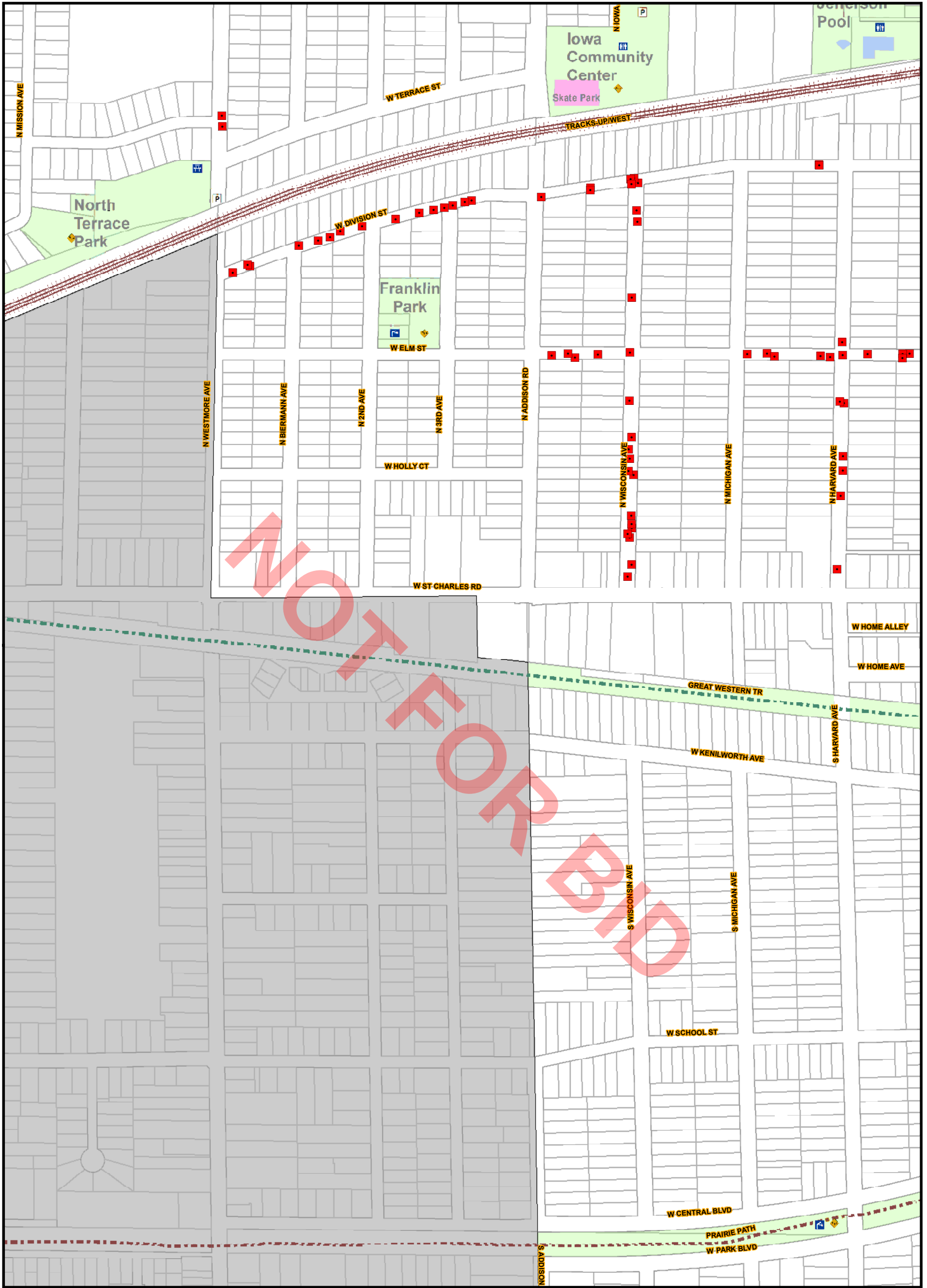
0 200 400
 1 Inch = 200 Feet



D2

D3

D4




E2

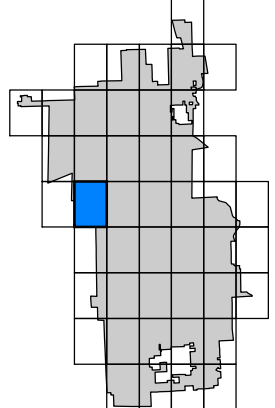
E4

F3

F4



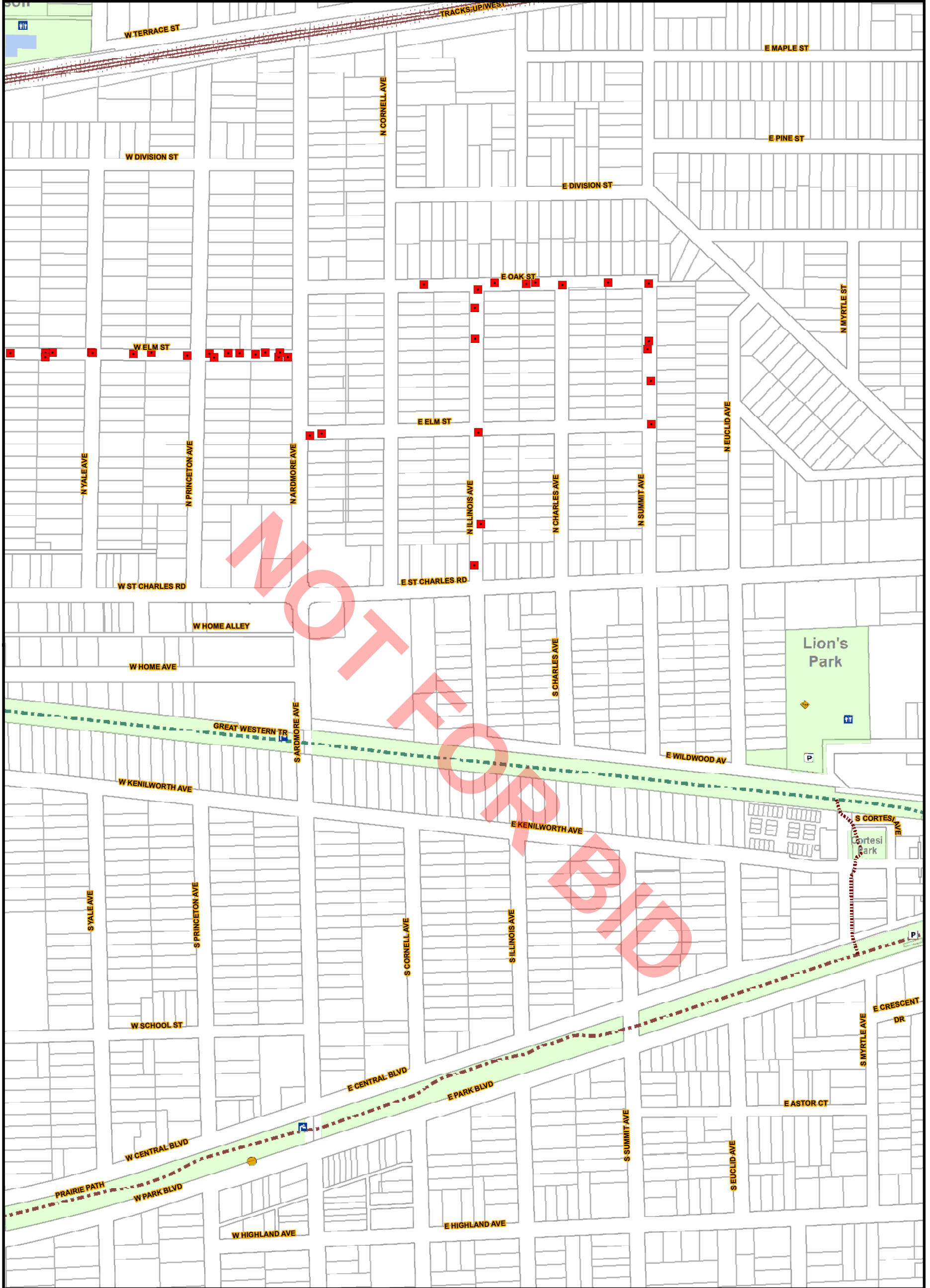
0 200 400
 1 Inch = 200 Feet



D4

D5

D6



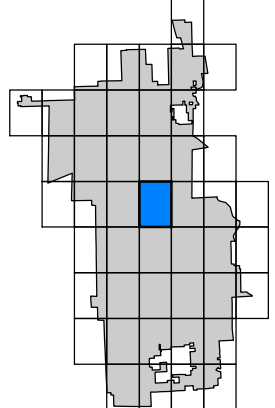
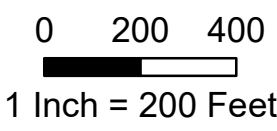

E4

E6

F4

F5

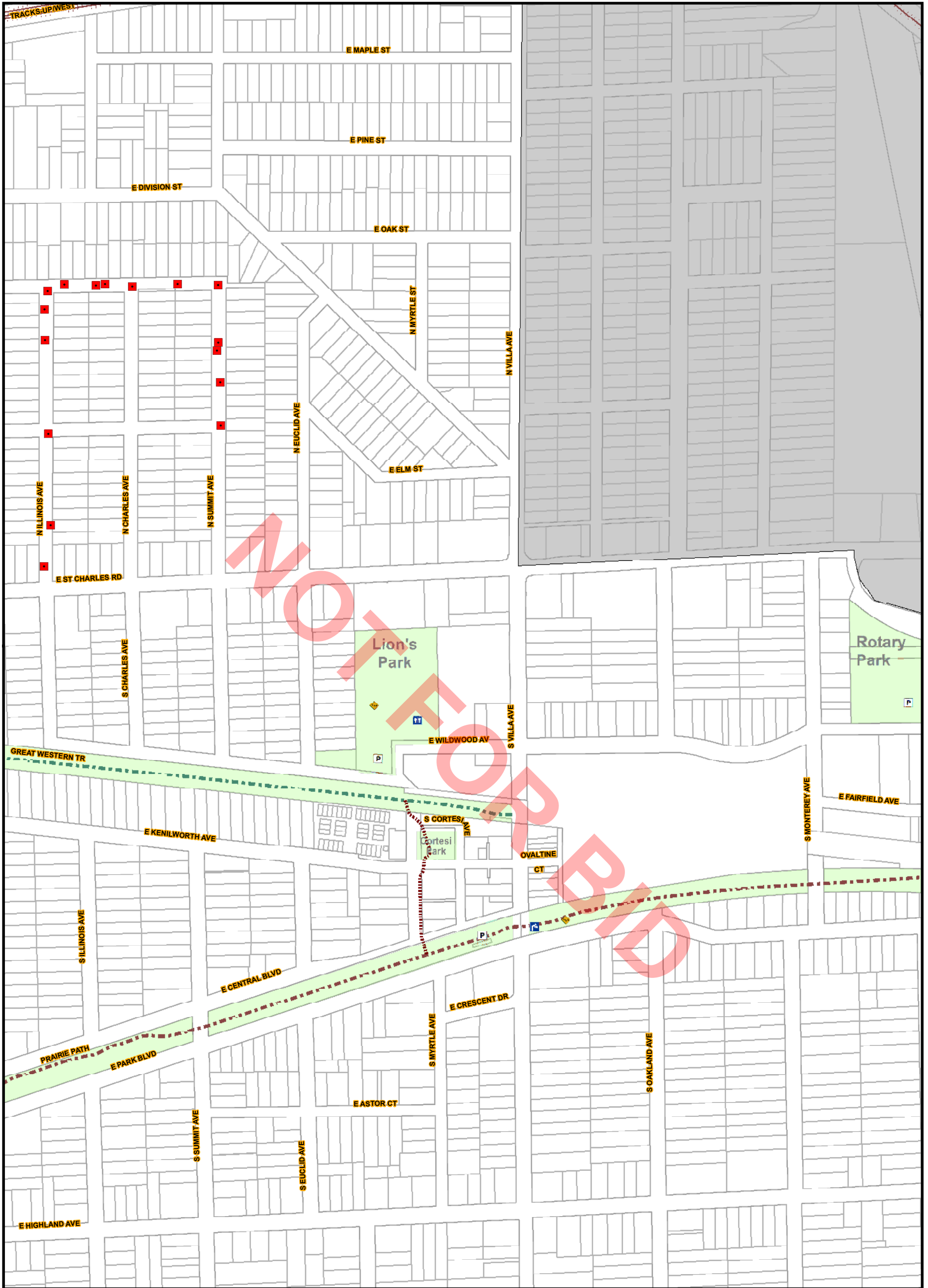
F6



D5

D6

D7



E5

E7

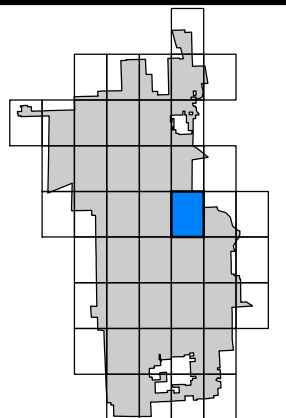
F5

F6

F7



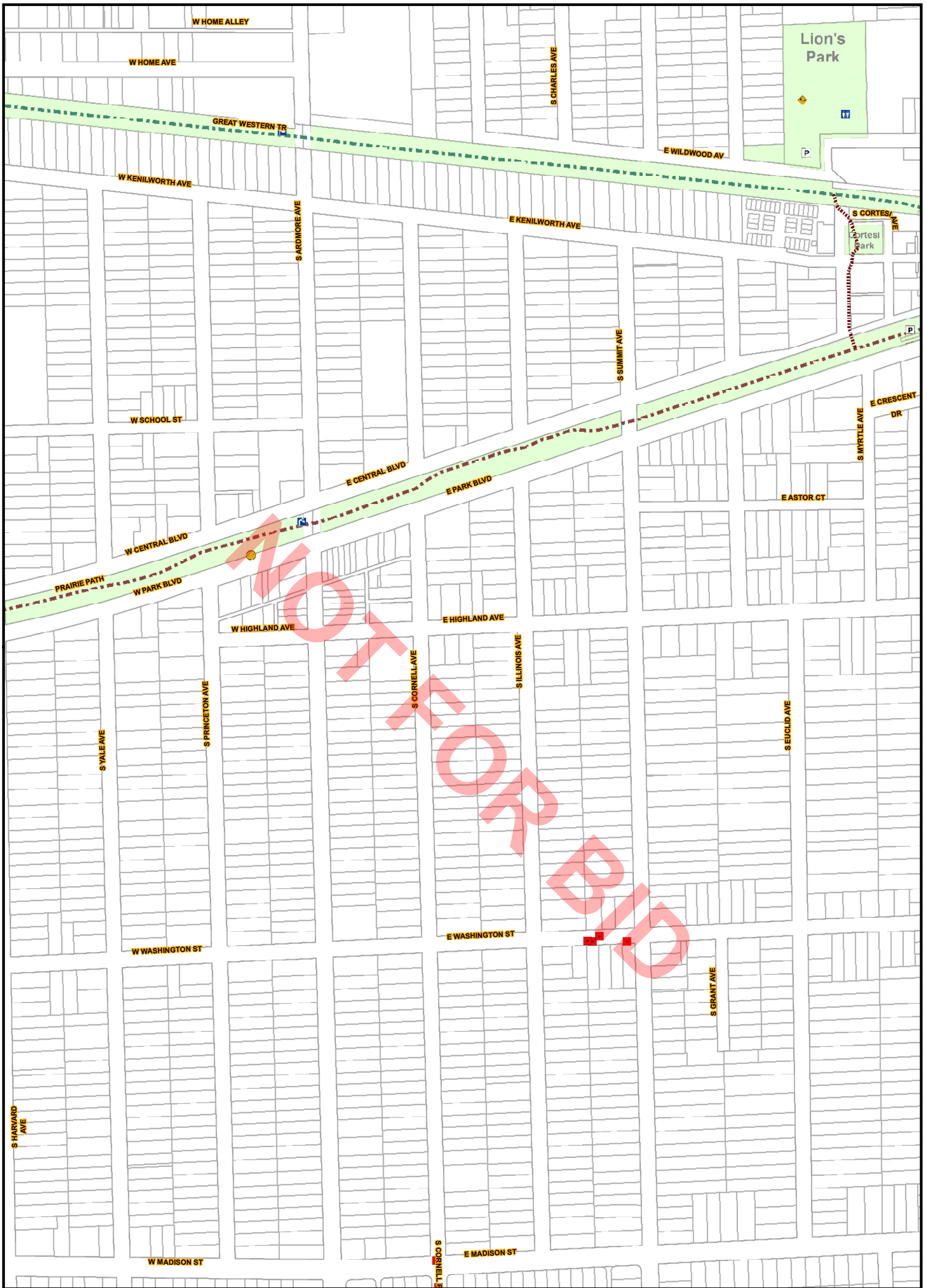
0 200 400
 1 Inch = 200 Feet



E4

E5

E6



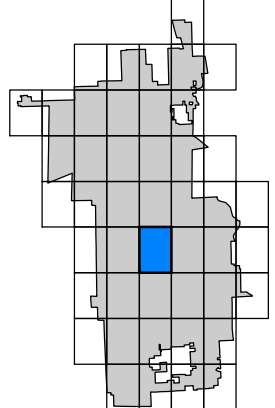
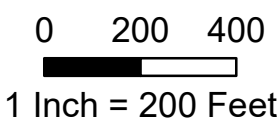

F4

F6

G4

G5

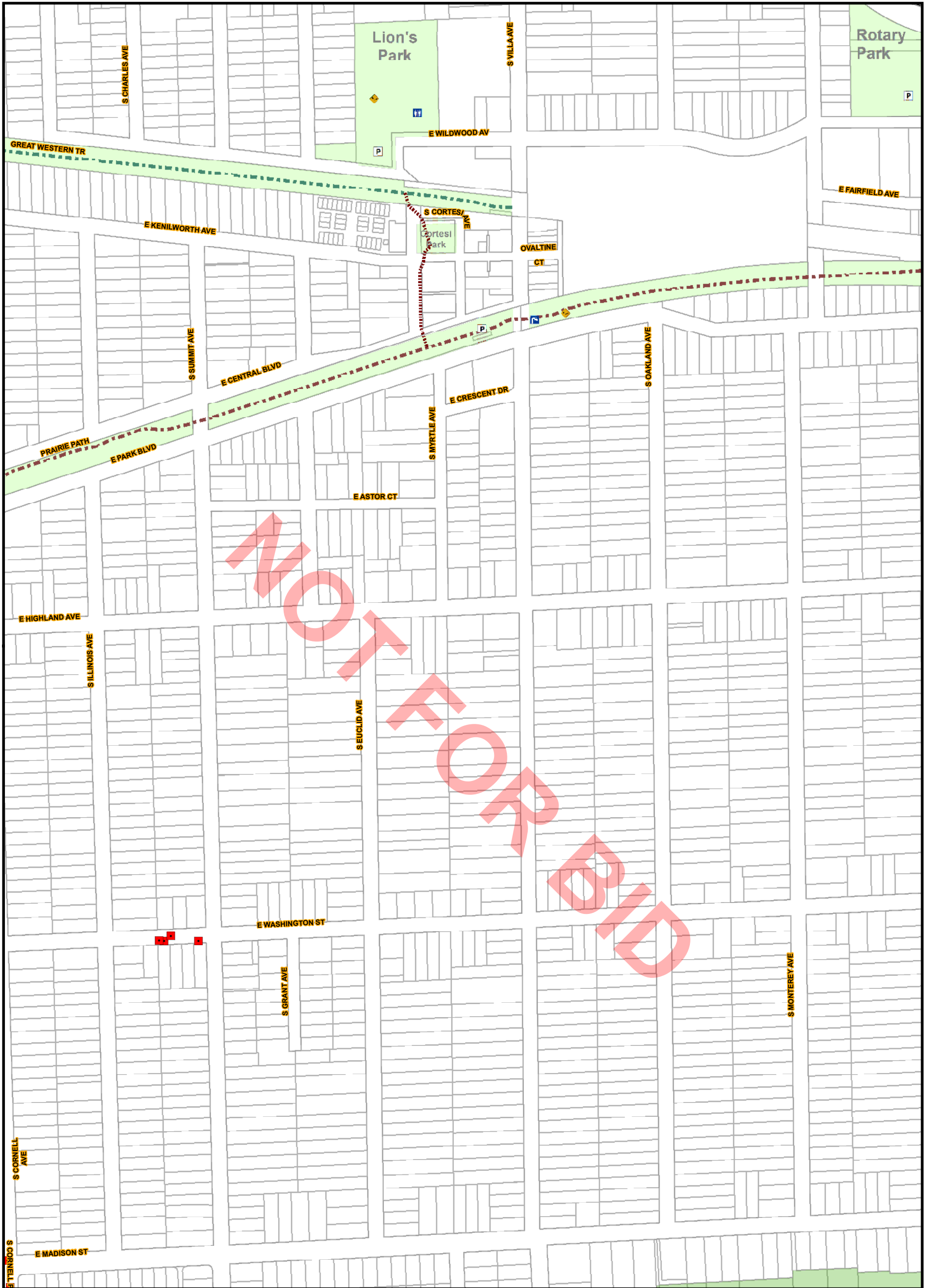
G6



E5

E6

E7



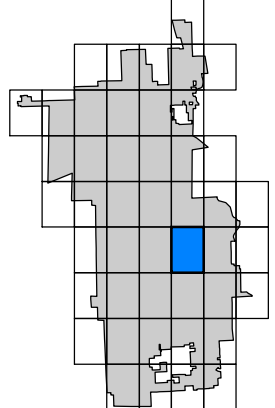
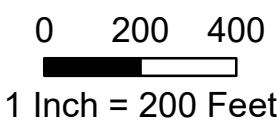

F5

F7

G5

G6

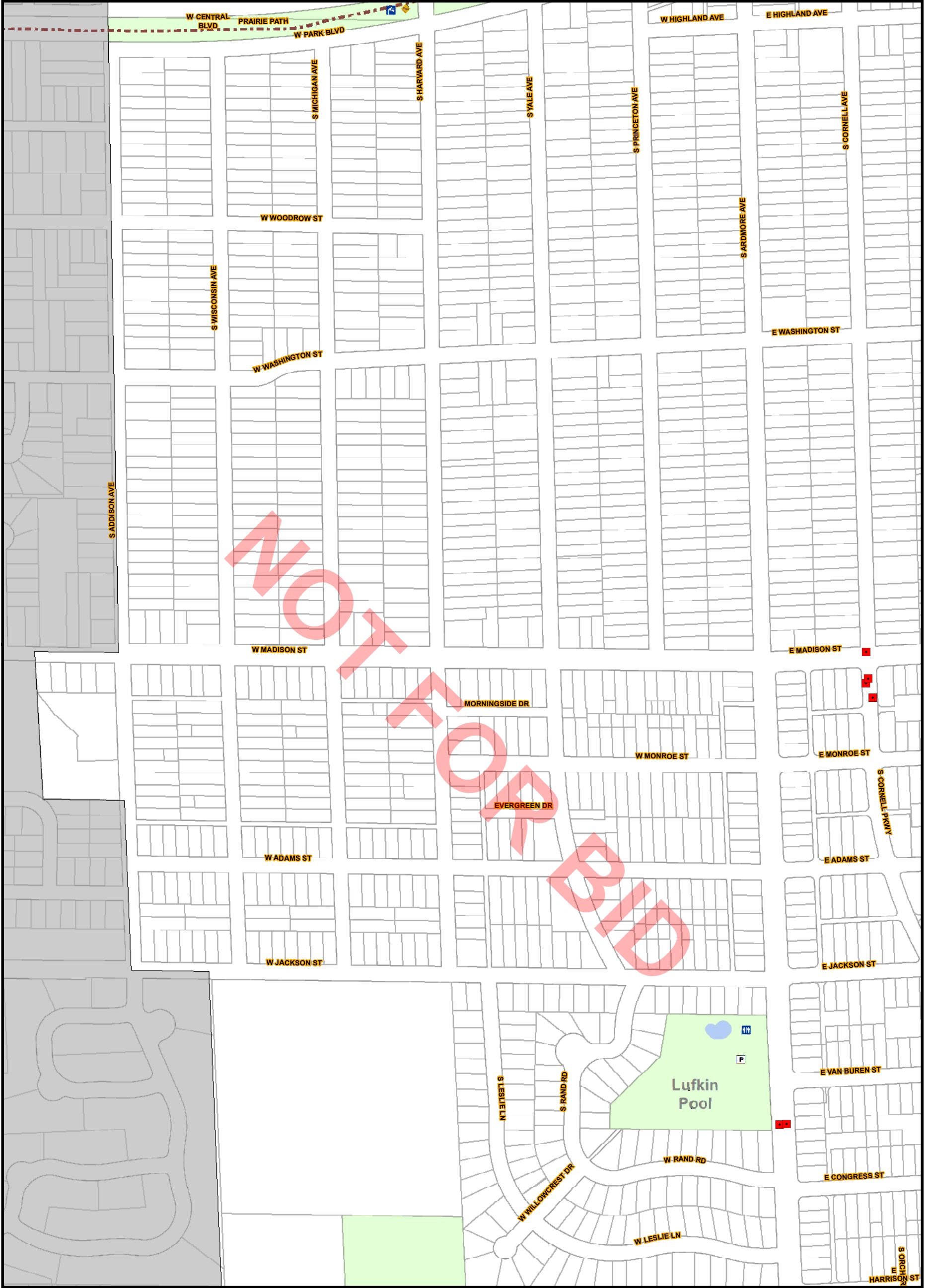
G7



F3

F4

F5



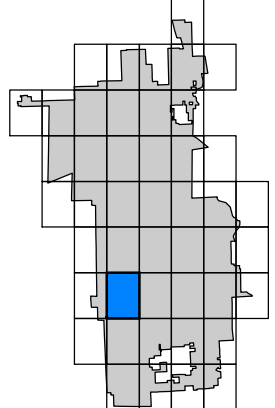
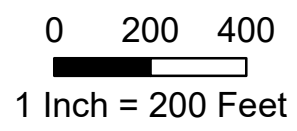

G3

G5

H3

H4

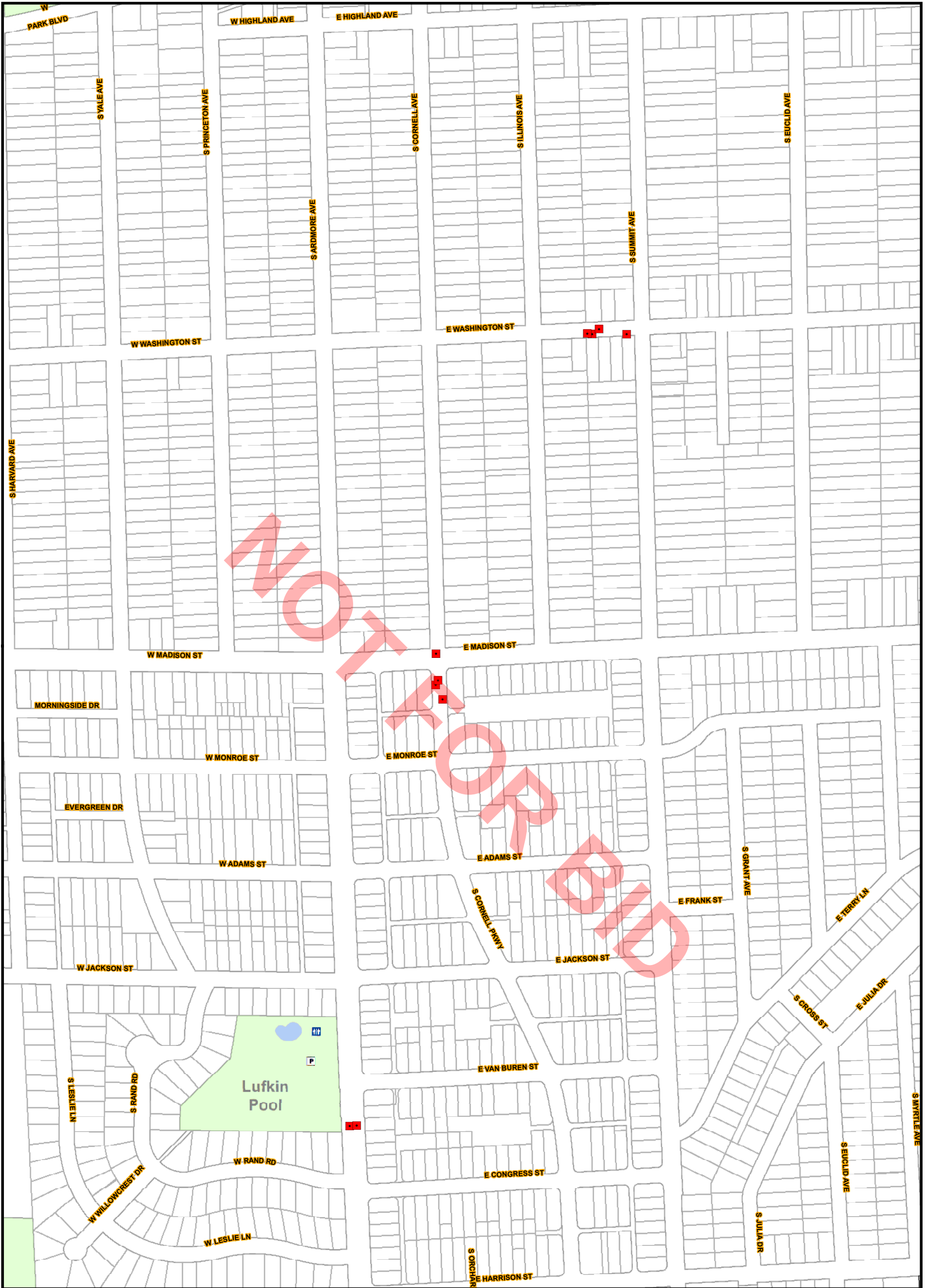
H5



F4

F5

F6



G4

G6

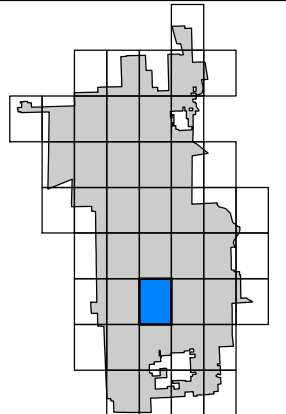
H4

H5

H6



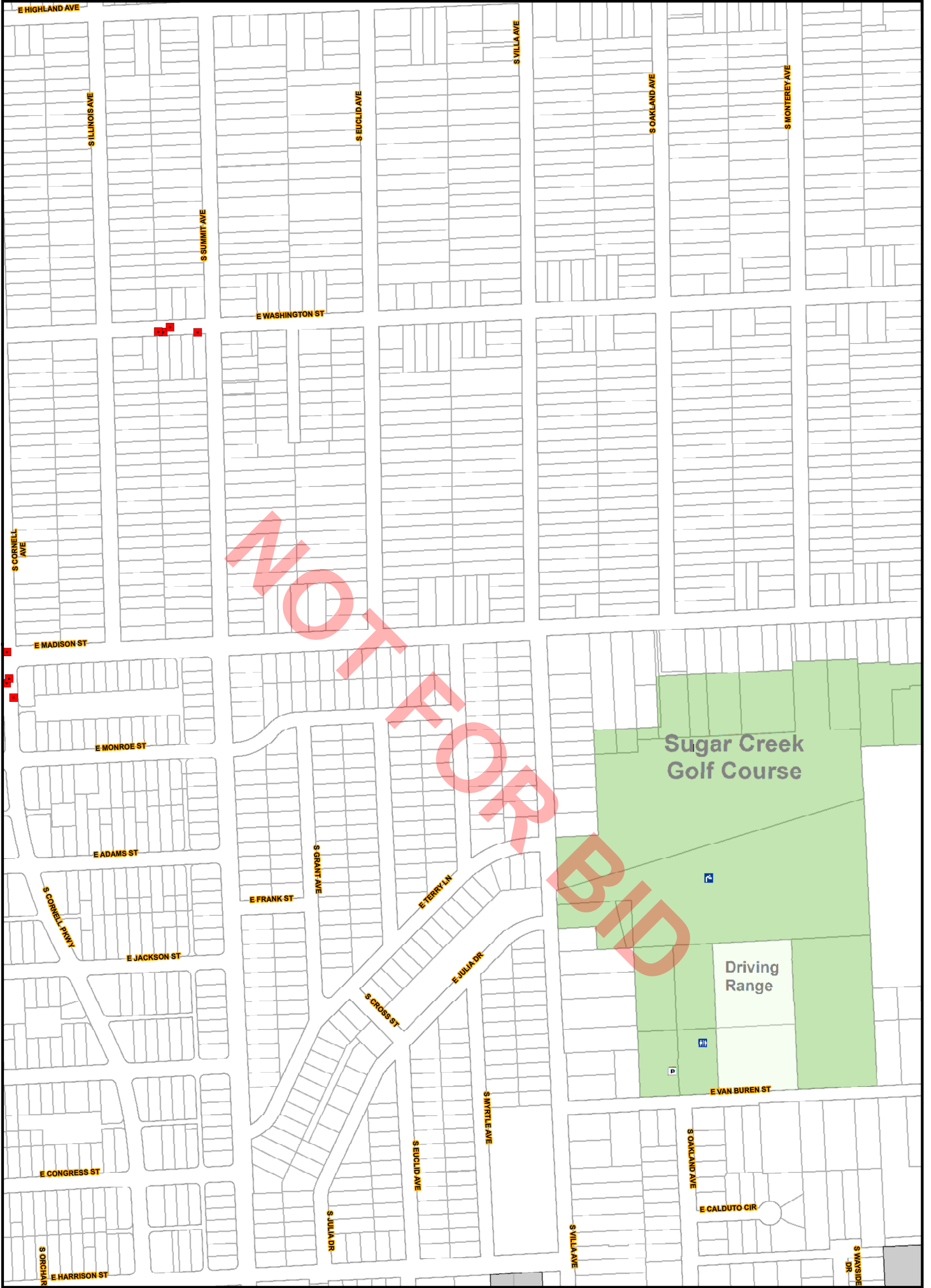
0 200 400
 1 Inch = 200 Feet



F5

F6

F7



G5

G7

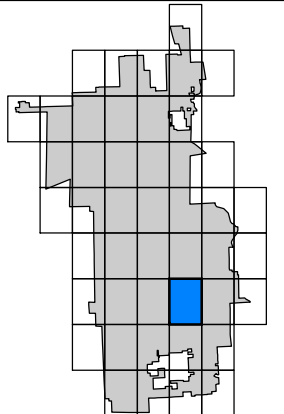
H5

H6

H7



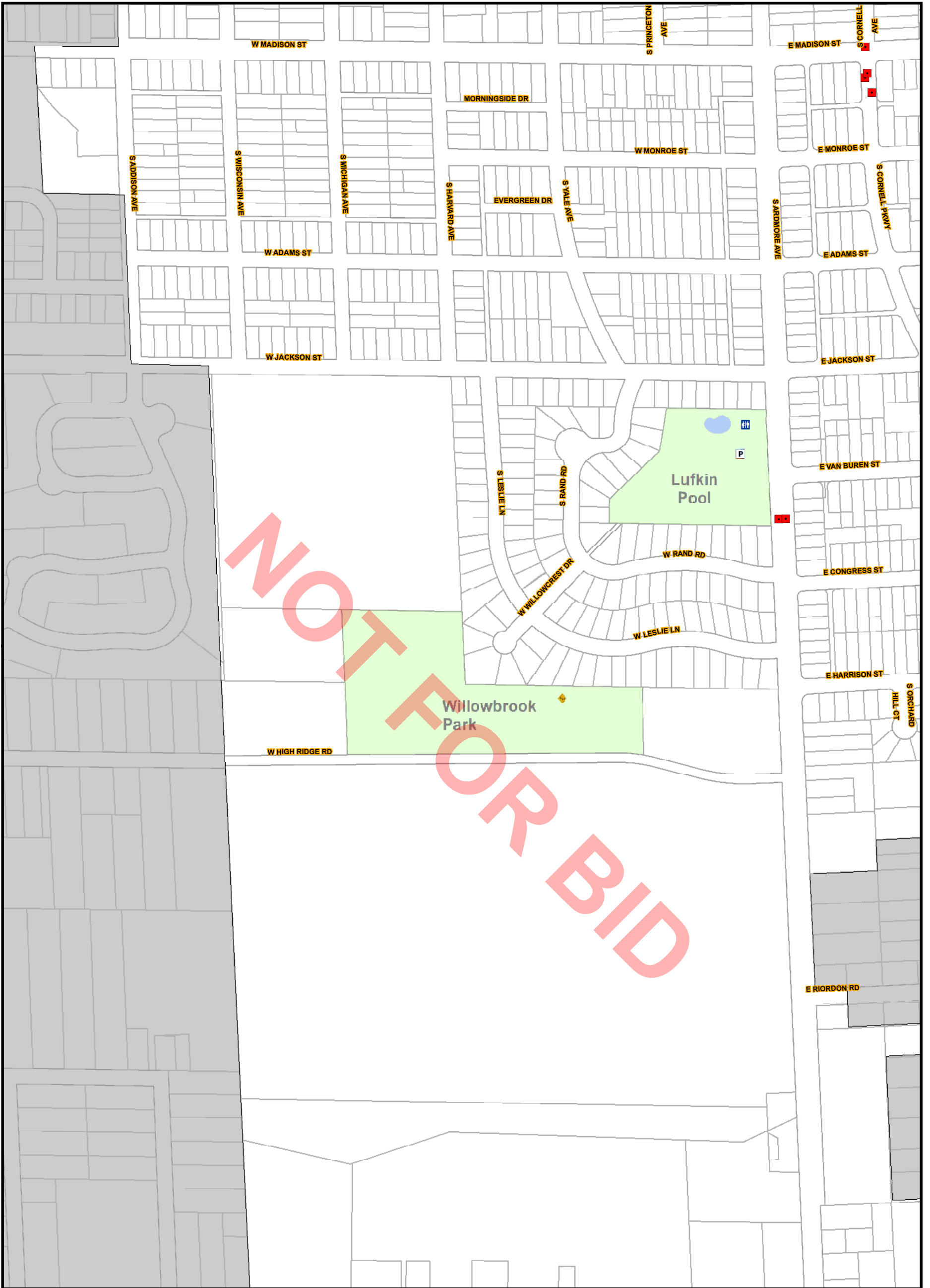
0 200 400
 1 Inch = 200 Feet



G3

G4

G5



H3

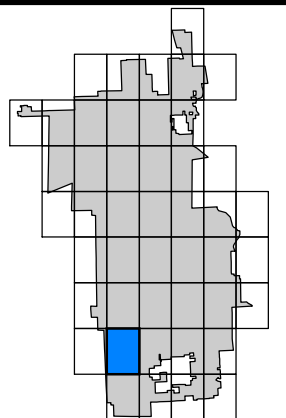
H5

I4

I5



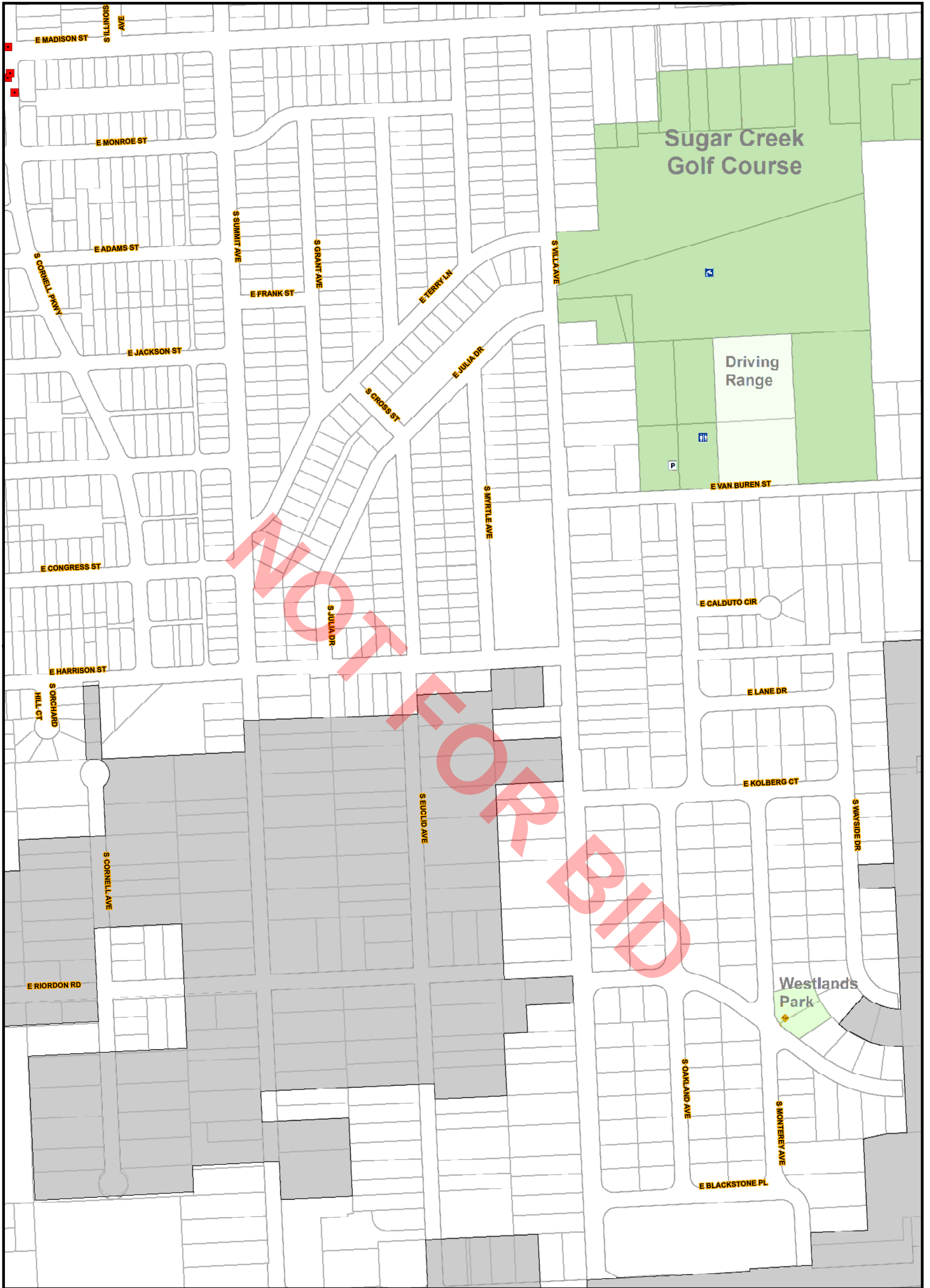
0 200 400
 1 Inch = 200 Feet



G5

G6

G7



H5

H7

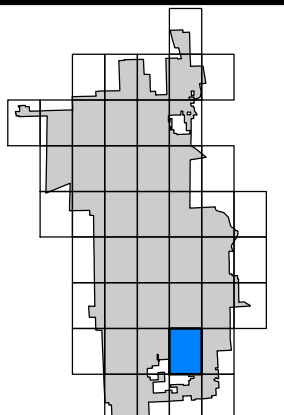
I5

I6

I7



0 200 400
 1 Inch = 200 Feet



PATCH NO.	STREET NUMBER	(N,S,E,W)	STREET NAME	OTHER (CLOSEST ADDRESS)	INTERSECTION CROSS STREET	PAVEMENT CLASS	DEPTH (IN)	WIDTH (FT)	LENGTH (FT)	AREA (SY)	STRUCTURE ADJUSTMENT
1	1043	S	Ardmore			D	2	13.0	87.0	125.7	0
2	1043	S	Ardmore			D	2	5.0	87.0	48.3	0
3	894	N	Ardmore Ave			D	2	5.0	2.0	1.1	0
4	910	N	Ardmore Ave			D	2	4.5	8.0	4.0	0
5	924	N	Ardmore Ave			D	2	10.0	20.0	22.2	0
6	403	N	Beverly Ave			D	2	10.0	20.0	22.2	0
7	409	N	Beverly Ave			D	2	10.0	10.0	11.1	0
8	804	S	Cornell Ave			D	2	8.0	15.0	13.3	0
9	804	S	Cornell Ave			D	2	10.0	15.0	16.7	0
10		S	Cornell Ave	33 E. Madison St		D	2	10.0	10.0	11.1	0
11		S	Cornell Ave		E Madison St	D	6	14.0	13.0	20.2	0
12	206	W	Division St			D	2	4.5	14.0	7.0	0
13	206	W	Division St			D	2	4.5	11.0	5.5	0
14	314	W	Division St		N Wisconsin Ave	D	2	4.5	4.5	2.3	0
15	314	W	Division St		N Wisconsin Ave	D	2	4.5	27.0	13.5	0
16	314	W	Division St		N Wisconsin Ave	D	2	4.5	11.0	5.5	0
17	314	W	Division St		N Wisconsin Ave	D	2	6.0	7.0	4.7	0
18	326	W	Division St			D	2	4.5	10.0	5.0	0
19	326	W	Division St			D	2	4.5	4.5	2.3	0
20	338	W	Division St		N Addison Ave	D	2	4.5	4.5	2.3	0
21	416	W	Division St			D	2	7.0	35.0	27.2	0
22	420	W	Division St			D	2	4.5	60.0	30.0	0
23	424	W	Division St			D	2	4.5	27.0	13.5	0
24	428	W	Division St			D	2	15.0	25.0	41.7	0
25	432	W	Division St			D	2	12.0	50.0	66.7	0
26	436	W	Division St			D	2	4.5	30.0	15.0	0
27	444	W	Division St			D	2	15.0	50.0	83.3	0
28	500	W	Division St			D	2	15.0	14.0	23.3	0
29	508	W	Division St			D	2	4.5	16.0	8.0	0
30	512	W	Division St			D	2	15.0	47.0	78.3	0
31	516	W	Division St			D	2	4.5	67.0	33.5	0
32	520	W	Division St			D	2	20.0	20.0	44.4	0
33	540	W	Division St			D	2	4.5	23.0	11.5	0
34	540	W	Division St			D	2	4.5	40.0	20.0	0
35	544	W	Division St			D	2	15.0	122.0	203.3	0
36	409	N	Douglas Ave			D	2	5.0	5.0	2.8	0
37	418	N	Ellsworth Ave			D	2	5.0	5.0	2.8	0
38	437	N	Ellsworth Ave			D	2	10.0	10.0	11.1	0
39	495	N	Ellsworth Ave			D	2	20.0	15.0	33.3	0
40	501	N	Ellsworth Ave			D	2	10.0	10.0	11.1	0
41		N	Ellsworth Ave	200 E Hill St		D	2	5.0	2.0	1.1	0
42		N	Ellsworth Ave	201 E Hill St		D	2	8.0	20.0	17.8	0
43	7	E	Elm St			D	2	10.0	20.0	22.2	0
44	7	E	Elm St			D	2	5.0	10.0	5.6	0
45	12	W	Elm St			D	2	22.0	70.0	171.1	0
46	12	W	Elm St			D	2	6.0	25.0	16.7	0
47	24	W	Elm St		N Princeton Ave	D	2	4.5	4.5	2.3	0
48	24	W	Elm St			D	2	5.0	20.0	11.1	0
49	24	W	Elm St			D	2	4.5	15.0	7.5	0
50	343	W	Elm St			D	2	22.0	59.0	144.2	0
51	343	W	Elm St			D	2	4.5	188.0	94.0	0
52	343	W	Elm St			D	2	4.5	85.0	42.5	0
53		W	Elm St		N Harvard Ave	D	2	5.0	60.0	33.3	0
54		W	Elm St		N Ardmore Ave	D	2	24.0	33.0	88.0	0
55		W	Elm St	122 N Ardmore Ave		D	2	4.5	108.0	54.0	0
56		W	Elm St	204 N Ardmore Ave		D	2	6.0	50.0	33.3	0
57		W	Elm St	202 N Princeton Ave		D	2	7.0	15.0	11.7	1
58		W	Elm St	203 N Yale Ave		D	2	4.5	20.0	10.0	0
59		W	Elm St	200 N Yale Ave		D	2	4.5	60.0	30.0	0
60		W	Elm St	200 N Yale Ave		D	2	4.5	25.0	12.5	0
61		E	Elm St		N Illinois Ave	D	2	10.0	10.0	11.1	0
62		W	Elm St	204 N Ardmore Ave		D	2	4.5	55.0	27.5	0
63		W	Elm St	200 N Wisconsin Ave		D	2	4.5	15.0	7.5	0
64		W	Elm St	N Wisconsin Ave		D	2	5.0	8.0	4.4	0
65		W	Elm St	201 N Michigan Ave		D	2	6.0	22.0	14.7	0
66		W	Elm St	201 N Michigan Ave		D	2	4.5	171.0	85.5	0
67		W	Elm St	201 N Michigan Ave		D	2	16.0	40.0	71.1	0
68		W	Elm St	123 N Harvard Ave		D	2	5.0	90.0	50.0	0
69		W	Elm St	124 N Harvard Ave		D	2	11.0	15.0	18.3	0
70		W	Elm St	203 N Harvard Ave		D	2	4.5	147.0	73.5	0
71		W	Elm St	122 N Yale Ave		D	2	4.5	34.0	17.0	0
72		W	Elm St		N Yale Ave	D	2	6.0	6.0	4.0	0
73		W	Elm St	124 N Princeton Ave		D	2	4.5	4.5	2.3	0
74		W	Elm St		N Yale Ave	D	2	4.5	10.0	5.0	0
75	426	N	Gerard Ave			D	2	5.0	5.0	2.8	0
76		N	Gerard Ave	303 E Plymouth St		D	2	5.0	5.0	2.8	0
77	31	N	Harvard Ave			D	2	10.0	10.0	11.1	0
78	39	N	Harvard Ave			D	2	6.0	7.0	4.7	0
79	47	N	Harvard Ave			D	2	8.0	40.0	35.6	0
80	109	N	Harvard Ave			D	2	4.5	10.0	5.0	0
81	112	N	Harvard Ave			D	2	4.5	105.0	52.5	0
82	203	N	Harvard Ave			D	2	4.5	30.0	15.0	0
83		N	Harvard Ave	206 W Saint Charles Rd		D	2	10.0	15.0	16.7	0
84	431	N	Hugo Ct			D	2	8.0	40.0	35.6	0
85	441	N	Hugo Ct			D	2	8.0	15.0	13.3	0
86		N	Hugo Ct	638 W Vermont St		D	2	8.0	20.0	17.8	0
87	19	N	Illinois Ave			D	2	5.0	5.0	2.8	0
88	130	N	Illinois Ave			D	2	5.0	5.0	2.8	0
89	138	N	Illinois Ave			D	2	5.0	15.0	8.3	0
90		N	Illinois Ave	54 E St Charles Rd		D	2	8.0	30.0	26.7	0
91	630	W	James St			D	2	8.0	20.0	17.8	0
92	644	W	James St			D	2	8.0	40.0	35.6	0
93	718	W	James St			D	2	5.0	10.0	5.6	0
94		N	Kramer Ave		W North Ave	D	2	5.0	2.0	1.1	0
95	384	N	Lincoln Ave			D	2	10.0	20.0	22.2	0
96	542	N	Lincoln Ave			D	2	10.0	15.0	16.7	0
97	704	N	Lincoln Ave			D	2	5.0	5.0	2.8	0
98	708	N	Lincoln Ave			D	2	10.0	30.0	33.3	0
99	737	N	Lincoln Ave			D	2	20.0	80.0	177.8	0

100		N Lincoln Ave	733 Sunset Dr		D	2	20.0	40.0	88.9	0
101		N Lincoln Ave		W Roy Dr	D	2	10.0	20.0	22.2	0
102	50	E Oak St			D	2	8.0	20.0	17.8	0
103	100	E Oak St		N Illinois Ave	D	2	20.0	20.0	44.4	0
104	108	E Oak St			D	2	4.5	20.0	10.0	0
105	116	E Oak St			D	2	5.0	10.0	5.6	0
106	120	E Oak St			D	2	8.0	20.0	17.8	0
107	128	E Oak St		N Charles Ave	D	2	5.0	5.0	2.8	0
108	146	E Oak St			D	2	5.0	5.0	2.8	0
109	738	W Pleasant St			D	2	5.0	5.0	2.8	0
110	608	W Plymouth St			D	2	10.0	10.0	11.1	0
111	642	W Plymouth St		Hugo Ct	D	2	10.0	10.0	11.1	0
112	718	W Plymouth St			D	2	10.0	10.0	11.1	0
113	724	W Plymouth St			D	2	10.0	10.0	11.1	0
114	727	W Plymouth St			D	2	10.0	10.0	11.1	0
115	727	W Plymouth St			D	2	10.0	10.0	11.1	0
116	733	W Plymouth St			D	2	40.0	40.0	177.8	0
117	616	W Ridge Rd			D	2	10.0	10.0	11.1	0
118	621	W Ridge Rd			D	2	10.0	70.0	77.8	0
119	639	W Ridge Rd			D	2	10.0	50.0	55.6	0
120		W Ridge Rd		N Lincoln Ave	D	2	30.0	30.0	100.0	0
121		W Ridge Rd		W Roy Dr	D	2	40.0	120.0	533.3	0
122	686	W Roy Dr			D	2	10.0	10.0	11.1	0
123	710	W Roy Dr			D	2	10.0	60.0	66.7	0
124	722	W Roy Dr			D	2	10.0	10.0	11.1	0
125	732	W Roy Dr			D	2	5.0	40.0	22.2	0
126		W Roy Dr	700 W Ridge Rd		D	2	10.0	15.0	16.7	0
127	101	N Summit Ave		E Elm St	D	2	5.0	5.0	2.8	1
128	112	N Summit Ave			D	2	10.0	20.0	22.2	0
129	115	N Summit Ave			D	2	10.0	20.0	22.2	0
130	126	N Summit Ave			D	2	10.0	15.0	16.7	0
131		N Summit Ave		E Oak St	D	2	8.0	24.0	21.3	0
132		W Sunset Dr	600 N Lincoln Ave		D	2	10.0	10.0	11.1	0
133		W Terrace St		N Lincoln Ave	D	2	10.0	20.0	22.2	0
134	620	W Vermont St			D	2	8.0	80.0	71.1	0
135	710	W Vermont St			D	2	10.0	20.0	22.2	0
136	733	W Vermont St			D	2	10.0	60.0	66.7	0
137	739	W Vermont St			D	2	10.0	40.0	44.4	0
138	743	W Vermont St			D	2	8.0	35.0	31.1	0
139	749	W Vermont St			D	2	8.0	30.0	26.7	0
140	125	E Washington St			D	6	6.0	15.0	10.0	0
141	129	E Washington St			D	6	11.5	5.0	6.4	0
142	132	E Washington St			D	6	11.0	19.0	23.2	0
143		E Washington St	600 S Summit Ave		D	6	5.5	25.0	15.3	0
144	339	N Westmore Ave		W Terrace ST	D	2	5.0	5.0	2.8	0
145	343	N Westmore Ave		W Terrace ST	D	2	10.0	30.0	33.3	0
146	522	N Westmore Ave			D	2	4.5	15.0	7.5	0
147	624	N Westmore Ave			D	2	20.0	11.0	24.4	0
148	631	N Westmore Ave			D	2	5.0	12.0	6.7	0
149	701	N Westmore Ave			D	2	8.0	20.0	17.8	0
150	741	N Westmore Ave			D	2	10.0	20.0	22.2	0
151		N Westmore Ave	604 W Sunset Dr		D	2	4.5	30.0	15.0	0
152		N Westmore Ave		W Sunset Dr	D	2	20.0	40.0	88.9	0
153		N Westmore Ave		W Merle St	D	2	5.0	5.0	2.8	0
154	17	N Wisconsin Ave			D	2	4.5	10.0	5.0	0
155	20	N Wisconsin Ave			D	2	8.0	22.0	19.6	0
156	21	N Wisconsin Ave			D	2	11.0	28.0	34.2	0
157	21	N Wisconsin Ave			D	2	4.5	20.0	10.0	0
158	21	N Wisconsin Ave			D	2	4.5	20.0	10.0	0
159	37	N Wisconsin Ave			D	2	4.5	31.0	15.5	0
160	38	N Wisconsin Ave			D	2	4.5	15.0	7.5	0
161	42	N Wisconsin Ave			D	2	4.5	22.0	11.0	0
162	96	N Wisconsin Ave			D	2	13.0	20.0	28.9	0
163	100	N Wisconsin Ave			D	2	23.0	26.0	66.4	0
164	110	N Wisconsin Ave			D	2	4.5	12.0	6.0	0
165	216	N Wisconsin Ave			D	2	6.0	8.0	5.3	0
166	243	N Wisconsin Ave			D	2	4.5	40.0	20.0	0
167	245	N Wisconsin Ave			D	2	6.0	25.0	16.7	0
168		N Wisconsin Ave	314 W Saint Charles Rd		D	2	8.0	11.0	9.8	0
169		N Wisconsin Ave	320 W Saint Charles Rd		D	2	5.0	28.0	15.6	0