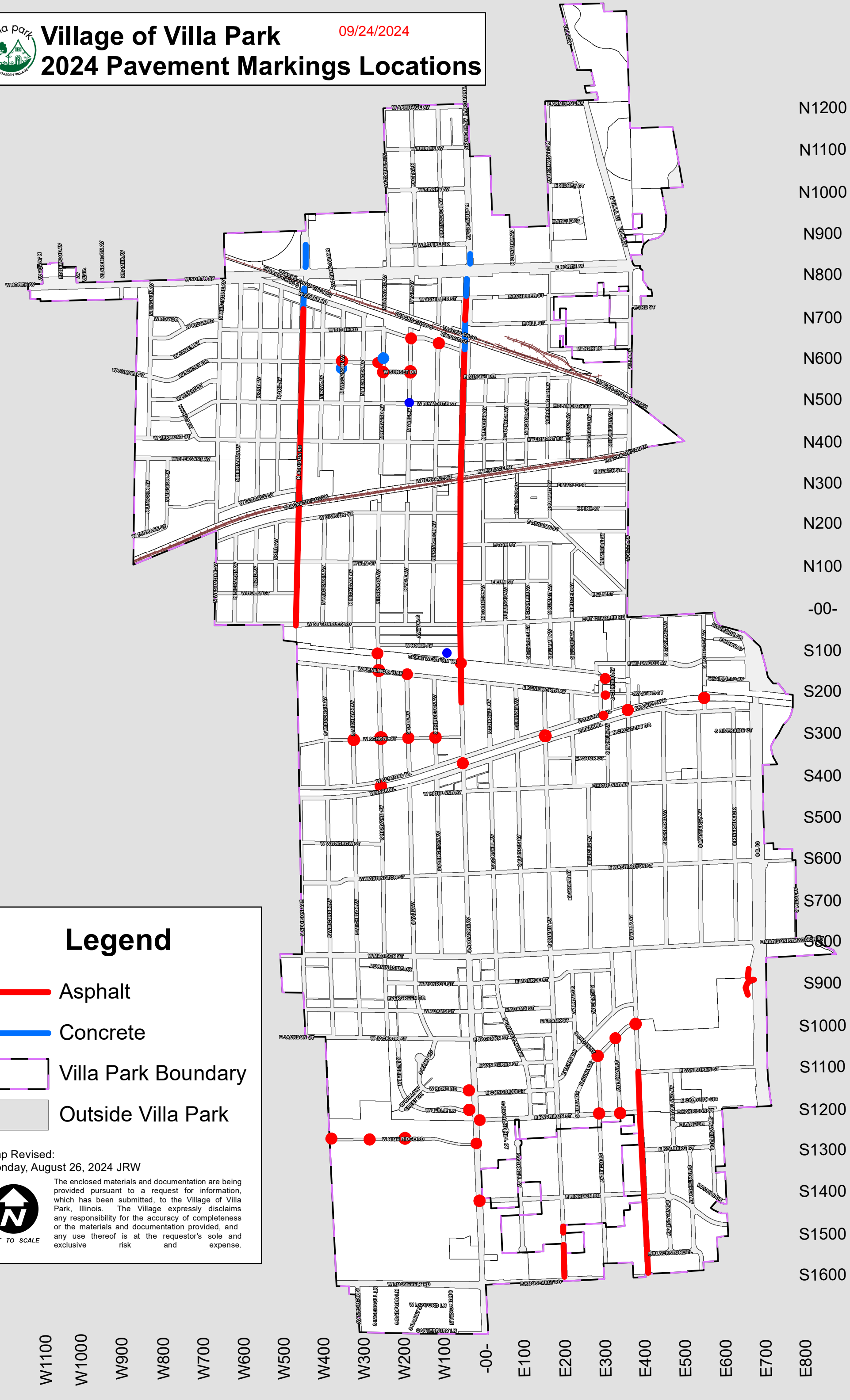








# Village of Villa Park 2024 Pavement Markings Locations

09/24/2024



## Legend

-  Asphalt
-  Concrete
-  Villa Park Boundary
-  Outside Villa Park

Map Revised:  
Monday, August 26, 2024 JRW



NOT TO SCALE

The enclosed materials and documentation are being provided pursuant to a request for information, which has been submitted, to the Village of Villa Park, Illinois. The Village expressly disclaims any responsibility for the accuracy of completeness or the materials and documentation provided, and any use thereof is at the requestor's sole and exclusive risk and expense.

W1100 W1000 W900 W800 W700 W600 W500 W400 W300 W200 W100 -00- E100 E200 E300 E400 E500 E600 E700 E800

N1200 N1100 N1000 N900 N800 N700 N600 N500 N400 N300 N200 N100 -00- S100 S200 S300 S400 S500 S600 S700 S800 S900 S1000 S1100 S1200 S1300 S1400 S1500 S1600