

OWNER COPY

CONTRACT



VILLAGE OF VILLA PARK

CONTRACT DOCUMENTS

FOR

**MICHIGAN AVENUE AND VERMONT STREET
IMPROVEMENTS**

APRIL 10, 2023

PREPARED BY

CHRISTOPHER B. BURKE ENGINEERING, LTD.

NOTE: FEDERAL LABOR STANDARDS, PREVAILING WAGE RATES, AND SECTION 3 REGULATIONS WILL APPLY TO THIS PROJECT.

MINORITIES AND WOMEN OWNED BUSINESSES (MBE/WBE) ARE ENCOURAGED TO SUBMIT BIDS ON THIS PROJECT.



PROPOSAL SUBMITTED BY		
R.W. Dunteman Company		
Contractor's Name		
600 S. Lombard Road		
Street		P.O. Box
Addison	IL	60101
City	State	Zip Code

STATE OF ILLINOIS

COUNTY DUPAGE
VILLA PARK
(Name of City, Village, Town or Road District)

FOR THE IMPROVEMENT OF

STREET NAME OR ROUTE MICHIGAN AVENUE
SECTION NO. N/A
TYPES OF FUNDS CDBG/LOCAL

SPECIFICATIONS (required)

PLANS (required)

CONTRACT BOND (when required)

OWNER COPY

CONTRACT

County DUPAGE
Local Public Agency VILLA PARK
Section Number N/A
Route MICHIGAN & VERMONT

1. THIS AGREEMENT, made and concluded the 9th day of June, 2023,
Month and Year

between the Village of Villa Park
acting by and through its Board of Trustees known as the party of the first part, and
R.W. Dunteman Company his/their executors, administrators, successors or assigns,
known as the party of the second part.

2. Witnesseth: That for and in consideration of the payments and agreements mentioned in the Proposal hereto attached, to be made and performed by the party of the first part, and according to the terms expressed in the Bond referring to these presents, the party of the second part agrees with said party of the first part at his/their own proper cost and expense to do all the work, furnish all materials and all labor necessary to complete the work in accordance with the plans and specifications hereinafter described, and in full compliance with all of the terms of this agreement and the requirements of the Engineer under it.

3. And it is also understood and agreed that the LPA Formal Contract Proposal, Special Provisions, Affidavit of Illinois Business Office, Apprenticeship or Training Program Certification, and Contract Bond hereto attached, and the Plans for Section Michigan Avenue, in the Village of Villa Park, approved by the Illinois Department of Transportation on N/A, are essential documents of this contract and are a part hereof.
Date

4. IN WITNESS WHEREOF, The said parties have executed these presents on the date above mentioned.

Attest:
[Signature] Village Clerk
(Seal)



The Village of Villa Park
By [Signature] President Party of the First Part
(If a Corporation)

Corporate Name R.W. Dunteman Company
By [Signature] President Party of the Second Part
Roland W. Dunteman, III
(If a Co-Partnership)

Attest:
[Signature]
Secretary

Christopher Cwiklinski, Assistant Secretary

Partners doing Business under the firm name of

Party of the Second Part

(If an individual)

Party of the Second Part

OWNER COPY

CONTRACT

IN TESTIMONY WHEREOF, the said PRINCIPAL and the said SURETY have caused this instrument to be signed by their respective officers this 24th day of May A.D. 2023

PRINCIPAL

R. W. Dunteman Company (Company Name) _____ (Company Name) _____

By: [Signature] (Signature & Title) President By: _____ (Signature & Title) _____

Attest: Christopher Cwiklinski (Signature & Title) Assistant Secretary Attest: _____ (Signature & Title) _____

(If PRINCIPAL is a joint venture of two or more contractors, the company names and authorized signature of each contractor must be affixed.)

STATE OF ILLINOIS,

COUNTY OF DuPage

I, C. J. Montalbano, a Notary Public in and for said county, do hereby certify that

Roland W. Dunteman III

Christopher Cwiklinski

(Insert names of individuals signing on behalf or PRINCIPAL)

who are each personally known to me to be the same persons whose names are subscribed to the foregoing instrument on behalf of PRINCIPAL, appeared before me this day in person and acknowledged respectively, that they signed and delivered said instrument as their free and voluntary act for the uses and purposes therein set forth.

Given under my hand and notarial seal this 24th day of May DUPAGE COUNTY A.D. 2023

My commission expires April 5, 2026

C. J. Montalbano Notary Public

MY COMMISSION EXPIRES 04/05/2026 (SEAL)

SURETY

Continental Casualty Company (Name of Surety) _____

By: [Signature] (Signature of Attorney-in-Fact) William Reidinger

STATE OF ILLINOIS.

COUNTY OF DuPage

I, Hina Azam, a Notary Public in and for said county, do hereby certify that

William Reidinger

(Insert names of individuals signing on behalf or SURETY)

who are each personally known to me to be the same persons whose names are subscribed to the foregoing instrument on behalf of SURETY, appeared before me this day in person and acknowledged respectively, that they signed and delivered said instrument as their free and voluntary act for the uses and purposes therein set forth.

Given under my hand and notarial seal this 24th day of May A.D. 2023

My commission expires April 23, 2024

Hina Azam Notary Public

(SEAL)

Approved this 9th day of June, A.D. 2023

Attest: [Signature]

_____ Village Clerk

Village of Villa Park (Awarding Authority)

[Signature] (Chairman/Mayor/President)



POSTAGE WILL BE PAID BY ADDRESSEE
NO. 10 PERMIT NO. 1000
NEW YORK, N.Y. 10001
ELECTRONIC MAIL SERVICE



POWER OF ATTORNEY APPOINTING INDIVIDUAL ATTORNEY-IN-FACT

Know All Men By These Presents, That Continental Casualty Company, an Illinois insurance company, National Fire Insurance Company of Hartford, an Illinois insurance company, and American Casualty Company of Reading, Pennsylvania, a Pennsylvania insurance company (herein called "the CNA Companies"), are duly organized and existing insurance companies having their principal offices in the City of Chicago, and State of Illinois, and that they do by virtue of the signatures and seals herein affixed hereby make, constitute and appoint

William Reidinger , Individually

of Schaumburg, IL their true and lawful Attorney(s)-in-Fact with full power and authority hereby conferred to sign, seal and execute for and on their behalf bonds, undertakings and other obligatory instruments of similar nature

- In Unlimited Amounts -

Surety Bond No.: 30189260

Principal: R. W. Dunteman Company

Obligee: Village of Villa Park

and to bind them thereby as fully and to the same extent as if such instruments were signed by a duly authorized officer of their insurance companies and all the acts of said Attorney, pursuant to the authority hereby given is hereby ratified and confirmed.

This Power of Attorney is made and executed pursuant to and by authority of the By-Laws and Resolutions, printed on the reverse hereof, duly adopted, as indicated, by the Boards of Directors of the insurance companies.

In Witness Whereof, the CNA Companies have caused these presents to be signed by their Vice President and their corporate seals to be hereto affixed on this 9th day of May, 2023.



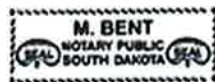
Continental Casualty Company
National Fire Insurance Company of Hartford
American Casualty Company of Reading, Pennsylvania

Larry Kasten

Larry Kasten Vice President

State of South Dakota, County of Minnehaha, ss:

On this 9th day of May, 2023, before me personally came Larry Kasten to me known, who, being by me duly sworn, did depose and say: that he resides in the City of Sioux Falls, State of South Dakota; that he is a Vice President of Continental Casualty Company, an Illinois insurance company, National Fire Insurance Company of Hartford, an Illinois insurance company, and American Casualty Company of Reading, Pennsylvania, a Pennsylvania insurance company described in and which executed the above instrument; that he knows the seals of said insurance companies; that the seals affixed to the said instrument are such corporate seals; that they were so affixed pursuant to authority given by the Boards of Directors of said insurance companies and that he signed his name thereto pursuant to like authority, and acknowledges same to be the act and deed of said insurance companies.



My Commission Expires March 2, 2026

M. Bent

M. Bent Notary Public

CERTIFICATE

I, D. Johnson, Assistant Secretary of Continental Casualty Company, an Illinois insurance company, National Fire Insurance Company of Hartford, an Illinois insurance company, and American Casualty Company of Reading, Pennsylvania, a Pennsylvania insurance company do hereby certify that the Power of Attorney herein above set forth is still in force, and further certify that the By-Laws and Resolutions of the Board of Directors of the insurance companies printed on the reverse hereof is still in force. In testimony whereof I have hereunto subscribed my name and affixed the seal of the said insurance companies this 24th day of May, 2023.



Continental Casualty Company
National Fire Insurance Company of Hartford
American Casualty Company of Reading, Pennsylvania

D. Johnson

D. Johnson Assistant Secretary

Form F6853-4-2023

Go to www.cnasurety.com > Owner / Obligee Services > Validate Bond Coverage, if you want to verify bond authenticity.

Authorizing By-Laws and Resolutions

This Power of Attorney is signed by Larry Kasten, Vice President of each of the CNA Companies (as defined in the Power of Attorney), who has been authorized pursuant to the below Bylaws and Resolutions to execute power of attorneys on behalf of each of the CNA Companies.

ADOPTED BY THE BOARD OF DIRECTORS OF CONTINENTAL CASUALTY COMPANY:

This Power of Attorney is made and executed pursuant to and by authority of the following resolution duly adopted by the Board of Directors of the Company at a meeting held on May 12, 1995:

"RESOLVED: That any Senior or Group Vice President may authorize an officer to sign specific documents, agreements and instruments on behalf of the Company provided that the name of such authorized officer and a description of the documents, agreements or instruments that such officer may sign will be provided in writing by the Senior or Group Vice President to the Secretary of the Company prior to such execution becoming effective."

This Power of Attorney is signed and sealed by facsimile under and by the authority of the following Resolution adopted by the Board of Directors of the Company by unanimous written consent dated the 25th day of April, 2012:

"Whereas, the bylaws of the Company or specific resolution of the Board of Directors has authorized various officers (the "Authorized Officers") to execute various policies, bonds, undertakings and other obligatory instruments of like nature; and

Whereas, from time to time, the signature of the Authorized Officers, in addition to being provided in original, hard copy format, may be provided via facsimile or otherwise in an electronic format (collectively, "Electronic Signatures"); Now therefore be it resolved: that the Electronic Signature of any Authorized Officer shall be valid and binding on the Company."

This Power of Attorney may be signed by digital signature and sealed by a digital or otherwise electronic-formatted corporate seal under and by the authority of the following Resolution adopted by the Board of Directors of the Company by unanimous written consent dated the 27th day of April, 2022:

"RESOLVED: That it is in the best interest of the Company to periodically ratify and confirm any corporate documents signed by digital signatures and to ratify and confirm the use of a digital or otherwise electronic-formatted corporate seal, each to be considered the act and deed of the Company."

ADOPTED BY THE BOARD OF DIRECTORS OF NATIONAL FIRE INSURANCE COMPANY OF HARTFORD:

This Power of Attorney is made and executed pursuant to and by authority of the following resolution duly adopted by the Board of Directors of the Company by unanimous written consent dated May 10, 1995:

"RESOLVED: That any Senior or Group Vice President may authorize an officer to sign specific documents, agreements and instruments on behalf of the Company provided that the name of such authorized officer and a description of the documents, agreements or instruments that such officer may sign will be provided in writing by the Senior or Group Vice President to the Secretary of the Company prior to such execution becoming effective."

This Power of Attorney is signed and sealed by facsimile under and by the authority of the following Resolution adopted by the Board of Directors of the Company by unanimous written consent dated the 25th day of April, 2012:

"Whereas, the bylaws of the Company or specific resolution of the Board of Directors has authorized various officers (the "Authorized Officers") to execute various policies, bonds, undertakings and other obligatory instruments of like nature; and

Whereas, from time to time, the signature of the Authorized Officers, in addition to being provided in original, hard copy format, may be provided via facsimile or otherwise in an electronic format (collectively, "Electronic Signatures"); Now therefore be it resolved: that the Electronic Signature of any Authorized Officer shall be valid and binding on the Company."

This Power of Attorney may be signed by digital signature and sealed by a digital or otherwise electronic-formatted corporate seal under and by the authority of the following Resolution adopted by the Board of Directors of the Company by unanimous written consent dated the 27th day of April, 2022:

"RESOLVED: That it is in the best interest of the Company to periodically ratify and confirm any corporate documents signed by digital signatures and to ratify and confirm the use of a digital or otherwise electronic-formatted corporate seal, each to be considered the act and deed of the Company."

ADOPTED BY THE BOARD OF DIRECTORS OF AMERICAN CASUALTY COMPANY OF READING, PENNSYLVANIA:

This Power of Attorney is made and executed pursuant to and by authority of the following resolution duly adopted by the Board of Directors of the Company by unanimous written consent dated May 10, 1995:

"RESOLVED: That any Senior or Group Vice President may authorize an officer to sign specific documents, agreements and instruments on behalf of the Company provided that the name of such authorized officer and a description of the documents, agreements or instruments that such officer may sign will be provided in writing by the Senior or Group Vice President to the Secretary of the Company prior to such execution becoming effective."

This Power of Attorney is signed and sealed by facsimile under and by the authority of the following Resolution adopted by the Board of Directors of the Company by unanimous written consent dated the 25th day of April, 2012:

"Whereas, the bylaws of the Company or specific resolution of the Board of Directors has authorized various officers (the "Authorized Officers") to execute various policies, bonds, undertakings and other obligatory instruments of like nature; and

Whereas, from time to time, the signature of the Authorized Officers, in addition to being provided in original, hard copy format, may be provided via facsimile or otherwise in an electronic format (collectively, "Electronic Signatures"); Now therefore be it resolved: that the Electronic Signature of any Authorized Officer shall be valid and binding on the Company."

This Power of Attorney may be signed by digital signature and sealed by a digital or otherwise electronic-formatted corporate seal under and by the authority of the following Resolution adopted by the Board of Directors of the Company by unanimous written consent dated the 27th day of April, 2022:

"RESOLVED: That it is in the best interest of the Company to periodically ratify and confirm any corporate documents signed by digital signatures and to ratify and confirm the use of a digital or otherwise electronic-formatted corporate seal, each to be considered the act and deed of the Company."

**ADVERTISEMENT FOR BIDS
VILLAGE OF VILLA PARK
MONDAY, APRIL 10, 2023**

PROJECT: MICHIGAN AVENUE AND VERMONT STREET IMPROVEMENTS

This project consists of the installation of approximately 1,115 linear feet of 8-inch water main included fire hydrants, valves and water services. The project also includes the reconstruction of Michigan Avenue consisting of pavement removal, aggregate base course, Hot-Mix Asphalt Binder Course, Hot-Mix Asphalt Surface Course, curb and gutter installation, sidewalk removal and replacement, driveway pavement removal and replacement and parkway restoration.

BID DEADLINE: TUESDAY APRIL 25, 2023, 1:00 P.M. LOCAL TIME

The Village reserves the right to extend the Bid Deadline from this date and time, as the Village, in its sole discretion, determines is in the best interest of the Village. All plan holders will be notified by the Village via addendum of any changes/modifications to the Bid Deadline.

NOTICE: Separate, sealed proposals for the **MICHIGAN AVENUE AND VERMONT STREET IMPROVEMENTS** will be received by the Village of Villa Park, Illinois, at the reception desk of the Public Works Department, 11 West Home Avenue, Villa Park, Illinois, 60181 until the Bid Deadline. Immediately thereafter, the proposals will be opened and read aloud in the Village Boardroom at the Village of Villa Park Village Hall, 20 South Ardmore Avenue, Villa Park, Illinois, 60181. Notwithstanding the foregoing, the Village reserves the right to defer, postpone, delay, or reschedule the Bid Opening for such time and to such date as the Village, in its sole discretion, determines is in the best interest of the Village. All plan holders will be notified by the Village via addendum of any changes/modifications to the date and/or time of the Bid Opening.

Proposals shall be submitted in accordance with the Bidding Documents prepared by Christopher B. Burke Engineering, Ltd., 9575 W. Higgins Road, Rosemont, IL 60018.

Minority and Women Owned Businesses (MBE/WBE) are encouraged to submit bids on this project. Federal Labor Standards, Prevailing Wage Rates, and Section 3 regulations apply to this Project.

BIDDER QUALIFICATIONS: Bidders, in submitting a Bid, shall comply with all applicable Federal, State and Local laws and requirements; shall provide documentation of that compliance in accordance with the requirements of the Contract Documents or as requested by the Village; and, in submitting a Bid, Bidders affirm that they are qualified under all applicable laws and requirements to do so, and agree to be bound by the determination of the Village as to Bidder's compliance and qualifications.

In addition to the requirements above, all bidders shall be registered with the System of Award Management (SAM) via the Sam.gov webpage and shall be in good standing with the State of Illinois Secretary of State. All bidders shall provide documentation of SAM registration and Secretary of State Good Standing certification with their bid.

MANDATORY PRE-BID MEETING: TUESDAY, APRIL 18, 2023, 11:00 A.M. LOCAL TIME

A mandatory pre-bid meeting will be held via Microsoft Teams. All parties who wish to attend the pre-bid meeting shall request the Teams meeting information from the Village by emailing a request to **engineering@invillapark.com** a minimum of 3 hours prior to the meeting.

BID SECURITY: Bid security in the amount of not less than five percent (5%) of the Bid shall accompany each Bid in accordance with the Bidding Documents.

CONTRACT SECURITY: The Bidder to whom a Contract is awarded shall be required to furnish both a Performance Bond and a Payment Bond acceptable to the Village for one-hundred percent (100%) of the Contract Price, in accordance with the requirements of the Contract Documents.

REQUESTS FOR INFORMATION OR CLARIFICATION: All requests for information or clarification shall be submitted to the Village of Villa Park by email to **engineering@invillapark.com**. All responses that are provided to requests for information or clarification will be provided through QuestCDN at <https://www.questcdn.com> under **QuestCDN Project #8287633**. Contractors who have received hard copies of bid documents will be notified via email that the addendum is available on QuestCDN and may request that a copy of the addendum is emailed directly to them. All addenda and the bidding documents can be viewed for free on QuestCDN.

The Village will accept requests for information or clarification submitted in accordance with the above requirements until **THURSDAY, APRIL 20, 2023, 4:00 P.M. LOCAL TIME**. Requests for information or clarification received after such time will not be accepted and will receive no response.

ADDENDA: The Village reserves the right to modify the Bidding Documents.

RIGHTS RESERVED: The Village will select the lowest, most responsible, most responsive bidder. The Village reserves the right to reject any or all Bids, to waive any informalities or technicalities in bidding, and to accept the Bid which best serves the interests of the Village. The Village shall, in its sole discretion, determine what does or does not constitute an informality or technicality, and, in submitting a Bid, Bidder agrees to be bound by that determination.

The Village may make such investigations as it deems necessary to determine the ability of the Bidder to perform the Work, and the Bidder shall furnish to the Village all such information and data for this purpose as the Village may request. The Village reserves the right to reject any Bid if the evidence submitted by, or investigation of, such Bidder fails to satisfy the Village that such Bidder is properly qualified to carry out the obligations of the Agreement and to complete the Work contemplated therein.

WAGE RATES: All applicable laws, ordinances, and the rules and regulations of all authorities having jurisdiction over construction of the PROJECT shall apply to the contract throughout.

This project is partially paid for with Federal grant funding through the Community Development Block Grant Program. Davis-Bacon Wage Decisions also apply and are only superseded in instances by and where Illinois Prevailing Wages exceeds Davis-Bacon in wage, fringe benefits, and/or trade stipulations (requirements). If this project does not start within 90 days of award, the wage determinations shall be replaced with the most current decisions.

NON-DISCRIMINATION CLAUSE: All contracts between the Subgrantee and the Contractor and all subcontracts thereafter must include the following non-discrimination clause: "Employers shall not discriminate against employees or applicants for employment on basis of race, color, religion, sex, national origin, age, familial status, or disability."

BIDDING DOCUMENTS: The Bidding Documents may be obtained from QuestCDN at <https://www.questcdn.com> under **QuestCDN Project #8287633** free of charge. An active QuestCDN account and login are required. Questions or issues regarding the QuestCDN platform shall be directed to QuestCDN by phone at 952-233-1632 or by email at info@questcdn.com. Hard copies of bidding documents are available free of charge at the office of the Village of Villa Park Public Works Department, 11 West Home Avenue, Villa Park, Illinois, 60181. Each bidder will only be allowed one hard copy, if requested. **All bidders must be listed as plan holders to be eligible to bid.**

PUBLISHED BY AUTHORITY OF THE VILLAGE OF VILLA PARK, COUNTY OF DUPAGE, STATE OF ILLINOIS.

OWNER COPY

CONTRACT

**Local Public Agency
Formal Contract
Proposal**

PROPOSAL SUBMITTED BY		
R. W. Dunteman Company		
Contractor's Name		
600 S. Lombard Road		
Street		P.O. Box
Addison	IL	60101
City	State	Zip Code

STATE OF ILLINOIS

COUNTY OF DUPAGE

VILLAGE OF VILLA PARK

(Name of City, Village, Town or Road District)

FOR THE IMPROVEMENT OF

STREET NAME OR ROUTE NO. MICHIGAN AVENUE AND VERMONT STREET

SECTION NO. N/A

TYPES OF FUNDS CDBG/LOCAL

SPECIFICATIONS (required)

PLANS (required)

Note: All proposal documents, including Proposal Guaranty Checks or Proposal Bid Bonds, should be stapled together to prevent loss when bids are processed.

NOTICE TO BIDDERS

County DUPAGE
 Local Public Agency VILLA PARK
 Section Number N/A
 Route MICHIGAN & VERMONT

Sealed proposals for the improvement described below will be received at the office of PUBLIC WORKS
11 WEST HOME AVENUE, VILLA PARK, 60181 until 1:00 PM on April 25, 2023
 Address Time Date

Sealed proposals will be opened and read publicly at the office of VILLAGE BOARDROOM AT VILLAGE HALL
20 SOUTH ARDMORE AVENUE, VILLA PARK, 60181 at 1:00 PM on April 25, 2023
 Address Time Date

DESCRIPTION OF WORK

Name MICHIGAN AVE. AND VERMONT ST. IMPROVEMENTS Length: 1000.00 feet (0.19 miles)
MICHIGAN AVENUE (VERMONT STREET TO PLYMOUTH STREET) AND VERMONT STREET (WISCONSIN
 Location AVENUE TO MICHIGAN AVENUE)
 Proposed Improvement WATER MAIN REPLACEMENT, PAVEMENT RECONSTRUCTION, CURB & GUTTER
INSTALLATION, SIDEWALK R&R, DRIVEWAY R&R, PAVEMENT PATCHING, AND PARKWAY RESTORATION.

1. Plans and proposal forms will be available in the office of ELECTRONICALLY AT WWW.QUESTCDN.COM
QUESTCDN #8287633 OR PUBLIC WORKS, 11 WEST HOME AVENUE, VILLA PARK, IL 60181 - FREE OF CHARGE
 Address

2. Prequalification
 If checked, the 2 low bidders must file within 24 hours after the letting an "Affidavit of Availability" (Form BC 57), in duplicate, showing all uncompleted contracts awarded to them and all low bids pending award for Federal, State, County, Municipal and private work. One original shall be filed with the Awarding Authority and one original with the IDOT District Office.
3. The Awarding Authority reserves the right to waive technicalities and to reject any or all proposals as provided in BLRS Special Provision for Bidding Requirements and Conditions for Contract Proposals.
4. The following BLR Forms shall be returned by the bidder to the Awarding Authority:
- a. BLR 12200: Local Public Agency Formal Contract Proposal
 - b. BLR 12200a Schedule of Prices
 - c. BLR 12230: Proposal Bid Bond (if applicable)
 - d. BLR 12325: Apprenticeship or Training Program Certification
 - e. BLR 12326: Affidavit of Illinois Business Office

5. The quantities appearing in the bid schedule are approximate and are prepared for the comparison of bids. Payment to the Contractor will be made only for the actual quantities of work performed and accepted or materials furnished according to the contract. The scheduled quantities of work to be done and materials to be furnished may be increased, decreased or omitted as hereinafter provided.
6. Submission of a bid shall be conclusive assurance and warranty the bidder has examined the plans and understands all requirements for the performance of work. The bidder will be responsible for all errors in the proposal resulting from failure or neglect to conduct an in depth examination. The Awarding Authority will, in no case be responsible for any costs, expenses, losses or changes in anticipated profits resulting from such failure or neglect of the bidder.
7. The bidder shall take no advantage of any error or omission in the proposal and advertised contract.
8. If a special envelope is supplied by the Awarding Authority, each proposal should be submitted in that envelope furnished by the Awarding Agency and the blank spaces on the envelope shall be filled in correctly to clearly indicate its contents. When an envelope other than the special one furnished by the Awarding Authority is used, it shall be marked to clearly indicate its contents. When sent by mail, the sealed proposal shall be addressed to the Awarding Authority at the address and in care of the official in whose office the bids are to be received. All proposals shall be filed prior to the time and at the place specified in the Notice to Bidders. Proposals received after the time specified will be returned to the bidder unopened.
9. Permission will be given to a bidder to withdraw a proposal if the bidder makes the request in writing or in person before the time for opening proposals.

PROPOSAL

County DUPAGE
 Local Public Agency VILLA PARK
 Section Number N/A
 Route MICHIGAN & VERMONT

1. Proposal of R. W. Dunteman Comapny
600 S. Lombard Road, Addison, IL 60101

for the improvement of the above section by the construction of WATER MAIN REPLACEMENT,
PAVEMENT RECONSTRUCTION, CURB AND GUTTER INSTALLATION, SIDEWALK R&R, DRIVEWAY R&R,
SANITARY SERVICE ADJUSTMENTS, PAVEMENT PATCHING AND PARKWAY RESTORATION.

a total distance of 1000.00 feet, of which a distance of 1000.00 feet, (0.19 miles) are to be improved.

- 2. The plans for the proposed work are those prepared by CHRISTOPHER B. BURKE ENGINEERING, LTD
 and approved by the Department of Transportation on N/A
- 3. The specifications referred to herein are those prepared by the Department of Transportation and designated as "Standard Specifications for Road and Bridge Construction" and the "Supplemental Specifications and Recurring Special Provisions" thereto, adopted and in effect on the date of invitation for bids.
- 4. The undersigned agrees to accept, as part of the contract, the applicable Special Provisions indicated on the "Check Sheet for Recurring Special Provisions" contained in this proposal.
- 5. The undersigned agrees to complete the work within 65 calendar days or by --- unless additional time is granted in accordance with the specifications.
- 6. A proposal guaranty in the proper amount, as specified in BLRS Special Provision for Bidding Requirements and Conditions for Contract Proposals, will be required. Bid Bonds will be allowed as a proposal guaranty. Accompanying this proposal is either a bid bond if allowed, on Department form BLR 12230 or a proposal guaranty check, complying with the specifications, made payable to:

VILLAGE Treasurer of VILLA PARK

The amount of the check is 5% OF BID AMOUNT ().

- 7. In the event that one proposal guaranty check is intended to cover two or more proposals, the amount must be equal to the sum of the proposal guaranties, which would be required for each individual proposal. If the proposal guaranty check is placed in another proposal, it will be found in the proposal for: Section Number N/A.
- 8. The successful bidder at the time of execution of the contract will be required to deposit a contract bond for the full amount of the award. When a contract bond is not required, the proposal guaranty check will be held in lieu thereof. If this proposal is accepted and the undersigned fails to execute a contract and contract bond as required, it is hereby agreed that the Bid Bond or check shall be forfeited to the Awarding Authority.
- 9. Each pay item should have a unit price and a total price. If no total price is shown or if there is a discrepancy between the product of the unit price multiplied by the quantity, the unit price shall govern. If a unit price is omitted, the total price will be divided by the quantity in order to establish a unit price.
- 10. A bid will be declared unacceptable if neither a unit price nor a total price is shown.
- 11. The undersigned submits herewith the schedule of prices on BLR 12200a covering the work to be performed under this contract.
- 12. The undersigned further agrees that if awarded the contract for the sections contained in the combinations on BLR 12200a, the work shall be in accordance with the requirements of each individual proposal for the multiple bid specified in the Schedule for Multiple Bids below.
- 13. The undersigned is aware that Federal Labor Standards, Prevailing Wage Rates, and Section 3 Regulations apply to all work performed on this contract. It is the Contractor's responsibility to comply with these requirements and to assure compliance by his/her Subcontractors and/or any lower tier Subcontractors required by this contract.

SCHEDULE OF PRICES

County DUPAGE
 Local Public Agency VILLA PARK
 Section N/A
MICHIGAN &
 Route VERMONT

Schedule for Multiple Bids

Combination Letter	Sections Included in Combinations	Total

Schedule for Single Bid

(For complete information covering these items, see plans and specifications)

Bidder's Proposal for making Entire Improvements	\$1,496,030.00
--	-----------------------

Item No.	Items	Unit	Quantity	Unit Price	Total
1	TREE TRUNK PROTECTION	EACH	22	\$100.00	\$2,200.00
2	TREE ROOT PRUNING	EACH	12	\$105.00	\$1,260.00
3	REMOVAL AND DISPOSAL OF UNSUITABLE MATERIAL	CU Y	900	\$50.50	\$45,450.00
4	POROUS GRANULAR EMBANKMENT	CU Y	900	\$43.60	\$39,240.00
5	TRENCH BACKFILL	CU Y	765	\$0.01	\$7.65
6	GEOTECHNICAL FABRIC FOR GROUND STABILIZATION	SQ Y	1500	\$1.75	\$2,625.00
7	SUPPLEMENTAL WATERING	UNIT	88	\$0.01	\$0.88
8	INLET FILTERS	EACH	5	\$185.00	\$925.00
9	AGGREGATE BASE COURSE, TYPE B 6"	SQ Y	1500	\$9.95	\$14,925.00
10	BITUMINOUS MATERIALS (TACK COAT)	POUN	355	\$4.05	\$1,437.75
11	HOT-MIX ASPHALT BINDER COURSE, IL-19.0, N50	TON	357	\$117.45	\$41,929.65
12	HOT-MIX ASPHALT SURFACE COURSE, IL-9.5, MIX "D", N50	TON	179	\$152.40	\$27,279.60
13	PORTLAND CEMENT CONCRETE DRIVEWAY PAVEMENT, 6 INCH	SQ Y	434	\$75.50	\$32,767.00
14	PORTLAND CEMENT CONCRETE SIDEWALK 5 INCH	SQ F	5330	\$9.30	\$49,569.00
15	DETECTABLE WARNINGS	SQ F	150	\$35.55	\$5,332.50

Bidder's Proposal for making Entire Improvements

\$1,496,030.00

Item No.	Items	Unit	Quantity	Unit Price	Total
16	PAVEMENT REMOVAL	SQ Y	1550	\$24.30	\$37,665.00
17	DRIVEWAY PAVEMENT REMOVAL	SQ Y	380	\$21.50	\$8,170.00
18	COMBINATION CURB AND GUTTER REMOVAL	FOOT	1494	\$6.95	\$10,383.30
19	SIDEWALK REMOVAL	SQ F	5330	\$2.60	\$13,858.00
20	DUCTILE IRON WATER MAIN 6"	FOOT	58	\$150.00	\$8,700.00
21	DUCTILE IRON WATER MAIN 8"	FOOT	1115	\$205.00	\$228,575.00
22	DUCTILE IRON WATER MAIN 10"	FOOT	110	\$215.00	\$23,650.00
23	WATER VALVES 8"	EACH	5	\$3,500.00	\$17,500.00
24	WATER VALVES 10"	EACH	2	\$4,500.00	\$9,000.00
25	ADJUSTING SANITARY SEWERS, 8-INCH DIAMETER OR LESS	FOOT	110	\$25.00	\$2,750.00
26	FIRE HYDRANT WITH AUXILIARY VALVE AND VALVE BOX	EACH	6	\$10,000.00	\$60,000.00
27	CATCH BASINS, TYPE A, 4'-DIAMETER, TYPE 11 FRAME AND GRATE	EACH	1	\$4,000.00	\$4,000.00
28	CATCH BASINS, TYPE C, TYPE 11 FRAME AND GRATE	EACH	1	\$3,000.00	\$3,000.00
29	VALVE VAULTS, TYPE A, 4'-DIAMETER, TYPE 1 FRAME, CLOSED LID	EACH	5	\$3,500.00	\$17,500.00
30	VALVE VAULTS, TYPE A, 5'-DIAMETER, TYPE 1 FRAME, CLOSED LID	EACH	2	\$4,500.00	\$9,000.00
31	COMBINATION CONCRETE CURB AND GUTTER, TYPE B-6.12	FOOT	1494	\$32.35	\$48,330.90
32	NON-SPECIAL WASTE DISPOSAL	CU Y	25	\$126.60	\$3,165.00
33	THERMOPLASTIC PAVEMENT MARKING - LINE 24"	FOOT	48	\$10.00	\$480.00
34	EPOXY PAVEMENT MARKING - LINE 12"	FOOT	220	\$8.50	\$1,870.00
35	PAVEMENT MARKING REMOVAL - WATER BLASTING	SQ F	200	\$12.00	\$2,400.00
36	VALVE VAULTS TO BE ABANDONED	EACH	1	\$500.00	\$500.00
37	EXPLORATION TRENCH, SPECIAL	FOOT	50	\$10.00	\$500.00
38	WATER MAIN LINE STOP 6"	EACH	2	\$3,250.00	\$6,500.00
39	WATER MAIN LINE STOP 10"	EACH	1	\$3,850.00	\$3,850.00
40	SANITARY MANHOLES TO BE ADJUSTED	EACH	2	\$1,040.00	\$2,080.00
41	TRAFFIC CONTROL AND PROTECTION, (SPECIAL)	L SU	1	\$71,857.27	\$71,857.27

Bidder's Proposal for making Entire Improvements

\$1,496,030.00

Item No.	Items	Unit	Quantity	Unit Price	Total
42	HOT-MIX ASPHALT DRIVEWAY PAVEMENT, 4"	SQ Y	35	\$104.70	\$3,664.50
43	CONSTRUCTION LAYOUT	L SU	1	\$29,000.00	\$29,000.00
44	DRAINAGE & UTILITY STRUCTURES TO BE ADJUSTED	EACH	2	\$890.00	\$1,780.00
45	DRAINAGE STRUCTURE TO BE REMOVED	EACH	2	\$500.00	\$1,000.00
46	CLASS B PATCHES, SPECIAL, 7"	SQ Y	685	\$133.80	\$91,653.00
47	CONTINGENCY ALLOWANCE	DOLL	50000	\$1.00	\$50,000.00
48	EARTH EXCAVATION (ROADWAY)	CU Y	630	\$99.40	\$62,622.00
49	PARKWAY RESTORATION - SODDING, SALT TOLERANT	SQ Y	2200	\$9.85	\$21,670.00
50	PARKWAY RESTORATION - TOPSOIL FURNISH AND PLACE, 4"	SQ Y	2200	\$6.00	\$13,200.00
51	PRE-CONSTRUCTION VIDEO RECORDING	LSUM	1	\$3,800.00	\$3,800.00
52	PROJECT SIGN	LSUM	1	\$700.00	\$700.00
53	SANITARY SERVICE CONNECTION	EACH	6	\$5,000.00	\$30,000.00
54	SANITARY SERVICE REPLACEMENT	FOOT	195	\$250.00	\$48,750.00
55	SANITARY SEWER SERVICE CHECK VALVE	EACH	6	\$2,000.00	\$12,000.00
56	SANITARY SEWER SERVICE CLEANOUT	EACH	6	\$1,400.00	\$8,400.00
57	SANITARY SEWER SERVICE FRAME AND LID	EACH	1	\$500.00	\$500.00
58	SHUTDOWN WATER MAIN CONNECTION	EACH	6	\$10,000.00	\$60,000.00
59	STORM SEWERS, PVC, 12"	FOOT	63	\$90.00	\$5,670.00
60	STORM SEWERS, RUBBER GASKET, CLASS A (RCP), 24"	FOOT	21	\$150.00	\$3,150.00
61	TEMPORARY STONE	LSUM	1	\$31,137.00	\$31,137.00
62	TREE PRUNING	EACH	12	\$75.00	\$900.00
63	VALVE BOXES TO BE ABANDONED	EACH	3	\$100.00	\$300.00
64	WATER SERVICE (LEAD) - ASBESTOS ABATEMENT	EACH	1	\$4,000.00	\$4,000.00
65	WATER SERVICE (LEAD) - INTERIOR RESTORATION	EACH	4	\$3,000.00	\$12,000.00
66	WATER SERVICE CURB BOX	EACH	24	\$250.00	\$6,000.00
67	WATER SERVICE LINE (PRIVATE) - LEAD SERVICE REPLACEMENT	FOOT	200	\$10.00	\$2,000.00

Bidder's Proposal for making Entire Improvements	\$1,496,030.00
--	-----------------------

Item No.	Items	Unit	Quantity	Unit Price	Total
68	WATER SERVICE LINE, LONG SIDE, 1" (PUBLIC)	EACH	13	\$6,000.00	\$78,000.00
69	WATER SERVICE LINE, SHORT SIDE, 1" (PUBLIC)	EACH	11	\$4,900.00	\$53,900.00
70	WATER USAGE CREDIT	TGAL	100	\$8.85	\$885.00
71	WATER USAGE DEDUCTION	TGAL	100	-\$8.85	-\$885.00
END OF SCHEDULE OF PRICES				TOTAL=	\$1,496,030.00

NOTE: THE DUPAGE COUNTY COMMUNITY DEVELOPMENT COMMISSION (CDC) CONDITIONS FEDERAL GRANT BID MANUAL LANGUAGE AND STATEMENTS MUST BE COMPLETED BY THE CONTRACTOR AND RETURNED WITH THE BID PROPOSAL

CONTRACTOR CERTIFICATIONS

County	<u>DUPAGE</u>
Local Public Agency	<u>VILLA PARK</u>
Section Number	<u>N/A</u>
Route	<u>MICHIGAN & VERMONT</u>

The certifications hereinafter made by the bidder are each a material representation of fact upon which reliance is placed should the Department enter into the contract with the bidder.

- Debt Delinquency.** The bidder or contractor or subcontractor, respectively, certifies that it is not delinquent in the payment of any tax administered by the Department of Revenue unless the individual or other entity is contesting, in accordance with the procedures established by the appropriate revenue Act, its liability for the tax or the amount of tax. Making a false statement voids the contract and allows the Department to recover all amounts paid to the individual or entity under the contract in a civil action.
- Bid-Rigging or Bid Rotating.** The bidder or contractor or subcontractor, respectively, certifies that it is not barred from contracting with the Department by reason of a violation of either 720 ILCS 5/33E-3 or 720 ILCS 5/33E-4.

A violation of Section 33E-3 would be represented by a conviction of the crime of bid-rigging which, in addition to Class 3 felony sentencing, provides that any person convicted of this offense or any similar offense of any state or the United States which contains the same elements as this offense shall be barred for 5 years from the date of conviction from contracting with any unit of State or local government. No corporation shall be barred from contracting with any unit of State or local government as a result of a conviction under this Section of any employee or agent of such corporation if the employee so convicted is no longer employed by the corporation and: (1) it has been finally adjudicated not guilty or (2) if it demonstrates to the governmental entity with which it seeks to contract and that entity finds that the commission of the offense was neither authorized, requested, commanded, nor performed by a director, officer or a high managerial agent in behalf of the corporation.

A violation of Section 33E-4 would be represented by a conviction of the crime of bid-rotating which, in addition to Class 2 felony sentencing, provides that any person convicted of this offense or any similar offense of any state or the United States which contains the same elements as this offense shall be permanently barred from contracting with any unit of State or local government. No corporation shall be barred from contracting with any unit of State or local government as a result of a conviction under this Section of any employee or agent of such corporation if the employee so convicted is no longer employed by the corporation and: (1) it has been finally adjudicated not guilty or (2) if it demonstrates to the governmental entity with which it seeks to contract and that entity finds that the commission of the offense was neither authorized, requested, commanded, nor performed by a director, officer or a high managerial agent in behalf of the corporation.

- Bribery.** The bidder or contractor or subcontractor, respectively, certifies that it has not been convicted of bribery or attempting to bribe an officer or employee of the State of Illinois or any unit of local government, nor has the firm made an admission of guilt of such conduct which is a matter of record, nor has an official, agent, or employee of the firm committed bribery or attempted bribery on behalf of the firm and pursuant to the direction or authorization of a responsible official of the firm.
- Interim Suspension or Suspension.** The bidder or contractor or subcontractor, respectively, certifies that it is not currently under a suspension as defined in Subpart I of Title 44 Subtitle A Chapter III Part 6 of the Illinois Administrative Code. Furthermore, if suspended prior to completion of this work, the contract or contracts executed for the completion of this work may be cancelled.

SIGNATURES

County DUPAGE
 Local Public Agency VILLA PARK
 Section Number N/A
 Route MICHIGAN & VERMONT

(If an individual)

Signature of Bidder _____

Business Address _____

(If a partnership)

Firm Name _____

Signed By _____


Business Address _____

Inset Names and Addressed of All Partners

} _____

(If a corporation)

Corporate Name R. W. Dunteman Company

Signed By 
President Roland W. Dunteman

Business Address 600 S. Lombard Road, Addison, IL 60101

Inset Names of Officers

} President Roland W. Dunteman

Asst. Secretary Jay Landgraf

Treasurer Matthew Dunteman

Attest:


 Asst. Secretary Jay Landgraf

Route MICHIGAN & VERMONT
County DUPAGE
Local Agency VILLA PARK
Section N/A

RETURN WITH BID

PAPER BID BOND

WE R. W. Dunteman Company, 600 South Lombard Road, Addison, IL 60101 as PRINCIPAL.
and Continental Casualty Company, 151 N. Franklin Street, Chicago, IL 60606 as SURETY,
are held jointly, severally and firmly bound unto the above Local Agency (hereafter referred to as "LA") in the penal sum of 5% of the total bid price, or for
the amount specified in the proposal documents in effect on the date of invitation for bids whichever is the lesser sum. We bind ourselves, our heirs,
executors, administrators, successors, and assigns, jointly pay to the LA this sum under the conditions of this instrument.

WHEREAS THE CONDITION OF THE FOREGOING OBLIGATION IS SUCH that, the said PRINCIPAL is submitting a written proposal to the LA acting
through its awarding authority for the construction of the work designated as the above section.

THEREFORE if the proposal is accepted and a contract awarded to the PRINCIPAL by the LA for the above designated section and the PRINCIPAL
shall within fifteen (15) days after award enter into a formal contract, furnish surety guaranteeing the faithful performance of the work, and furnish evidence
of the required insurance coverage, all as provided in the "Standard Specifications for Road and Bridge Construction" and applicable Supplemental
Specifications, then this obligation shall become void; otherwise it shall remain in full force and effect.

IN THE EVENT the LA determines the PRINCIPAL has failed to enter into a formal contract in compliance with any requirements set forth in the
preceding paragraph, then the LA acting through its awarding authority shall immediately be entitled to recover the full penal sum set out above, together
with all court costs, all attorney fees, and any other expense of recovery.

IN TESTIMONY WHEREOF, the said PRINCIPAL and the said SURETY have caused this instrument to be signed by their
respective officers this 25th day of April, 2023

Principal

R. W. Dunteman Company
(Company Name)
By: Roland W. Dunteman III (Signature and Title) President

(Company Name)
By: (Signature and Title)

(If PRINCIPLE is a joint venture of two or more contractors, the company names, and authorized signatures of each contractor must be affixed.)

Continental Casualty Company
(Name of Surety)

Surety

By: William Reidinger (Signature of Attorney-in-Fact)



STATE OF ILLINOIS,
COUNTY OF DuPage

Rebecca R. Alves, a Notary Public in and for said county,
do hereby certify that Roland W. Dunteman III and William Reidinger

(Insert names of individuals signing on behalf of PRINCIPAL & SURETY)

who are each personally known to me to be the same persons whose names are subscribed to the foregoing instrument on behalf of PRINCIPAL and
SURETY, appeared before me this day in person and acknowledged respectively, that they signed and delivered said instruments as their free and
voluntary act for the uses and purposes therein set forth.

Given under my hand and notarial seal this 25th day of April, 2023

My commission expires 6/29/2024

Rebecca R. Alves (Notary Public)



ELECTRONIC BID BOND

Electronic bid bond is allowed (box must be checked by LA if electronic bid bond is allowed)

The Principal may submit an electronic bid bond, in lieu of completing the above section of the Proposal Bid Bond Form. By providing
an electronic bid bond ID code and signing below, the Principal is ensuring the identified electronic bid bond has been executed and
the Principal and Surety are firmly bound unto the LA under the conditions of the bid bond as shown above. (If PRINCIPAL is a joint
venture of two or more contractors, an electronic bid bond ID code, company/Bidder name title and date must be affixed for each
contractor in the venture.)

Electronic Bid Bond ID Code

(Company/Bidder Name)
(Signature and Title)
Date

POWER OF ATTORNEY APPOINTING INDIVIDUAL ATTORNEY-IN-FACT

Know All Men By These Presents, That Continental Casualty Company, an Illinois insurance company, National Fire Insurance Company of Hartford, an Illinois insurance company, and American Casualty Company of Reading, Pennsylvania, a Pennsylvania insurance company (herein called "the CNA Companies"), are duly organized and existing insurance companies having their principal offices in the City of Chicago, and State of Illinois, and that they do by virtue of the signatures and seals herein affixed hereby make, constitute and appoint

William Reidinger , Individually

of Schaumburg, IL , their true and lawful Attorney(s)-in-Fact with full power and authority hereby conferred to sign, seal and execute for and on their behalf bonds, undertakings and other obligatory instruments of similar nature

- In Unlimited Amounts -

Surety Bond No.: Bid Bond
Principal: R. W. Dunteman Company
Obligee: Village of Villa Park

and to bind them thereby as fully and to the same extent as if such instruments were signed by a duly authorized officer of their insurance companies and all the acts of said Attorney, pursuant to the authority hereby given is hereby ratified and confirmed.

This Power of Attorney is made and executed pursuant to and by authority of the By-Law and Resolutions, printed on the reverse hereof, duly adopted, as indicated, by the Boards of Directors of the insurance companies.

In Witness Whereof, the CNA Companies have caused these presents to be signed by their Vice President and their corporate seals to be hereto affixed on this 16th day of June, 2021.

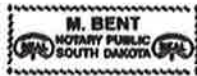


Continental Casualty Company
National Fire Insurance Company of Hartford
American Casualty Company of Reading, Pennsylvania

Paul T. Bruflat
Paul T. Bruflat Vice President

State of South Dakota, County of Minnehaha, ss:

On this 16th day of June, 2021, before me personally came Paul T. Bruflat to me known, who, being by me duly sworn, did depose and say: that he resides in the City of Sioux Falls, State of South Dakota; that he is a Vice President of Continental Casualty Company, an Illinois insurance company, National Fire Insurance Company of Hartford, an Illinois insurance company, and American Casualty Company of Reading, Pennsylvania, a Pennsylvania insurance company described in and which executed the above instrument; that he knows the seals of said insurance companies; that the seals affixed to the said instrument are such corporate seals; that they were so affixed pursuant to authority given by the Boards of Directors of said insurance companies and that he signed his name thereto pursuant to like authority, and acknowledges same to be the act and deed of said insurance companies.



My Commission Expires March 2, 2026

M. Bent
M. Bent Notary Public

CERTIFICATE

I, D. Johnson, Assistant Secretary of Continental Casualty Company, an Illinois insurance company, National Fire Insurance Company of Hartford, an Illinois insurance company, and American Casualty Company of Reading, Pennsylvania, a Pennsylvania insurance company do hereby certify that the Power of Attorney herein above set forth is still in force, and further certify that the By-Law and Resolution of the Board of Directors of the insurance companies printed on the reverse hereof is still in force. In testimony whereof I have hereunto subscribed my name and affixed the seal of the said insurance companies this 25th day of April, 2023.



Continental Casualty Company
National Fire Insurance Company of Hartford
American Casualty Company of Reading, Pennsylvania

D. Johnson
D. Johnson Assistant Secretary

Form F6853-4/2012

Go to www.cnasurety.com > Owner / Obligee Services > Validate Bond Coverage, if you want to verify bond authenticity.

Authorizing By-Laws and Resolutions**ADOPTED BY THE BOARD OF DIRECTORS OF CONTINENTAL CASUALTY COMPANY:**

This Power of Attorney is made and executed pursuant to and by authority of the following resolution duly adopted by the Board of Directors of the Company at a meeting held on May 12, 1995:

"RESOLVED: That any Senior or Group Vice President may authorize an officer to sign specific documents, agreements and instruments on behalf of the Company provided that the name of such authorized officer and a description of the documents, agreements or instruments that such officer may sign will be provided in writing by the Senior or Group Vice President to the Secretary of the Company prior to such execution becoming effective."

This Power of Attorney is signed by Paul T. Bruflat, Vice President, who has been authorized pursuant to the above resolution to execute power of attorneys on behalf of Continental Casualty Company.

This Power of Attorney is signed and sealed by facsimile under and by the authority of the following Resolution adopted by the Board of Directors of the Company by unanimous written consent dated the 25th day of April, 2012:

"Whereas, the bylaws of the Company or specific resolution of the Board of Directors has authorized various officers (the "Authorized Officers") to execute various policies, bonds, undertakings and other obligatory instruments of like nature; and

Whereas, from time to time, the signature of the Authorized Officers, in addition to being provided in original, hard copy format, may be provided via facsimile or otherwise in an electronic format (collectively, "Electronic Signatures"); Now therefore be it resolved: that the Electronic Signature of any Authorized Officer shall be valid and binding on the Company. "

ADOPTED BY THE BOARD OF DIRECTORS OF NATIONAL FIRE INSURANCE COMPANY OF HARTFORD:

This Power of Attorney is made and executed pursuant to and by authority of the following resolution duly adopted by the Board of Directors of the Company by unanimous written consent dated May 10, 1995:

"RESOLVED: That any Senior or Group Vice President may authorize an officer to sign specific documents, agreements and instruments on behalf of the Company provided that the name of such authorized officer and a description of the documents, agreements or instruments that such officer may sign will be provided in writing by the Senior or Group Vice President to the Secretary of the Company prior to such execution becoming effective."

This Power of Attorney is signed by Paul T. Bruflat, Vice President, who has been authorized pursuant to the above resolution to execute power of attorneys on behalf of National Fire Insurance Company of Hartford.

This Power of Attorney is signed and sealed by facsimile under and by the authority of the following Resolution adopted by the Board of Directors of the Company by unanimous written consent dated the 25th day of April, 2012:

"Whereas, the bylaws of the Company or specific resolution of the Board of Directors has authorized various officers (the "Authorized Officers") to execute various policies, bonds, undertakings and other obligatory instruments of like nature; and

Whereas, from time to time, the signature of the Authorized Officers, in addition to being provided in original, hard copy format, may be provided via facsimile or otherwise in an electronic format (collectively, "Electronic Signatures"); Now therefore be it resolved: that the Electronic Signature of any Authorized Officer shall be valid and binding on the Company. "

ADOPTED BY THE BOARD OF DIRECTORS OF AMERICAN CASUALTY COMPANY OF READING, PENNSYLVANIA:

This Power of Attorney is made and executed pursuant to and by authority of the following resolution duly adopted by the Board of Directors of the Company by unanimous written consent dated May 10, 1995:

"RESOLVED: That any Senior or Group Vice President may authorize an officer to sign specific documents, agreements and instruments on behalf of the Company provided that the name of such authorized officer and a description of the documents, agreements or instruments that such officer may sign will be provided in writing by the Senior or Group Vice President to the Secretary of the Company prior to such execution becoming effective."

This Power of Attorney is signed by Paul T. Bruflat, Vice President, who has been authorized pursuant to the above resolution to execute power of attorneys on behalf of American Casualty Company of Reading, Pennsylvania.

This Power of Attorney is signed and sealed by facsimile under and by the authority of the following Resolution adopted by the Board of Directors of the Company by unanimous written consent dated the 25th day of April, 2012:

"Whereas, the bylaws of the Company or specific resolution of the Board of Directors has authorized various officers (the "Authorized Officers") to execute various policies, bonds, undertakings and other obligatory instruments of like nature; and

Whereas, from time to time, the signature of the Authorized Officers, in addition to being provided in original, hard copy format, may be provided via facsimile or otherwise in an electronic format (collectively, "Electronic Signatures"); Now therefore be it resolved: that the Electronic Signature of any Authorized Officer shall be valid and binding on the Company. "

OWNER COPY

CONTRACT

RETURN WITH BID
DUPAGE COUNTY COMMUNITY
DEVELOPMENT COMMISSION (CDC) CONDITIONS
FEDERAL GRANT BID MANUAL LANGUAGE AND STATEMENTS

Please read these conditions carefully and sign the acknowledgement on next page. Note that conditions listed below supersede any other conditions listed elsewhere in the manual. All these conditions apply to any labor providing contractors and any lower level subcontractors.

I. Labor Standards Notice (also to be listed on the Front Cover)

FEDERAL LABOR STANDARDS AND DAVIS-BACON PREVAILING WAGE RATES WILL APPLY TO THIS PROJECT.

** Please refer to the Federal Requirements included in the Bid Manual for additional information on federal labor standards and Davis-Bacon prevailing wage requirements.*

II. Bid Security Statement

All bid proposals must be accompanied by a Bid bond, certified check, or bank cashier's check payable to the owner for five percent (5%) of the amount of the bid.

III. Performance and Payment Bond Statement

The successful bidder for the project will be required to enter into Performance and Payment bonds equal to 100% of the bid with approved sureties, which shall be conditioned upon the proper and faithful performance by the contractor of the work specified in accordance with the contract documents.

IV. Brand Name Only Statement

Neither owner nor contractor shall limit materials to only brand-name products. Non-brand name materials of equal specification do qualify and are acceptable.

V. Cost Plus Statement

Cost-plus a percentage of cost and percentage of construction cost methods are prohibited from use on this project in any form or condition.

VI. Change Order Statement

Should change orders be necessary, CDC staff must receive copies and explanation of necessity for review. All change orders must be approved by CDC staff prior to work being completed. Should change orders be necessary and they exceed the bonded amount, bonds must be increased to match the new contract total.

VII. Federal Wage Determination Statement

This project is paid for in part with Federal grant funds through the Community Development Block Grant Program. Davis-Bacon Wage Decisions apply and are included in this packet. Davis-Bacon wages are

superseded only in instances, by and where Illinois Prevailing Wage exceeds Davis-Bacon in wage, fringe benefits, and/or trade stipulations (monetary and/or non-monetary requirements). Should this project not start within 90 days of award, the wage determinations shall be replaced with the most current decision.

VIII. Non-Discrimination Statement

Employers shall not discriminate, directly or indirectly, against employees or applicants for employment on the basis of race, color, religion, sex, national origin, age, familial status, or disability.

IX. WBE/MBE/Section 3 Encouragement Statement *(also to be listed on the Front Cover)*

Minority and Women Owned Business Enterprises (MBE/WBE) and Section 3 Businesses and workers are encouraged to submit bids on this Project.

X. Debarment Statement – SAM Certificate

The successful bidder for the project must clear a contractor debarment search on the System for Award Management (SAM) to be eligible to receive Federal grant funds. Chosen contractor will not be debarred and shall be registered with the System of Award Management (www.sam.gov).

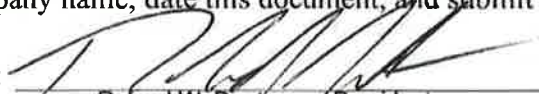
XI. Insurance Requirement

Contractor must furnish a Certificate of Insurance and provide policy endorsements evidencing specific coverage amounts. Such coverage shall be placed with a responsible company licensed to do business in the State of Illinois with a minimum insurance rating of A: VII as found in the current edition of A M Best’s Key Rating Guide.

XII. Signature Statement

The undersigned is aware that Federal Labor Standards and Davis-Bacon Prevailing Wage Rates apply to all work performed under this contract. It is the contractor’s responsibility to comply with these requirements and to assure compliance by his/her subcontractors and any lower tier subcontractors providing labor for said project.

DuPage County Community Development Commission wishes an acknowledgement from the bidder that they have read and understand the conditions listed above. Please sign below, print your company name, date this document, and submit it with the complete bid package.

Signature: 
Roland W. Dunteman, President




Company Name: R. W. Dunteman Company


Date: 04/25/2023


RETURN WITH BID

CONFLICT OF INTEREST DISCLOSURE

Please initial each true and applicable statement:

	1. The undersigned understands that this project is being funded with Federal dollars under the Community Development Block Grant (CDBG) Program, HOME Investment Partnership Program (HOME) or Emergency Solutions Grant through DuPage County.
Please select one of the following designations:	
	2. The undersigned has made application to be the owner, developer, or sponsor of a project funded with HOME.
	3. The undersigned desires to participate as a contractor or subcontractor under a construction project funded with CDBG or HOME.
	4. The undersigned has made application to be a subrecipient of DuPage County funding under CDBG, HOME, or ESG.
	5. The undersigned is an employee of an outside agency that will be working with a subrecipient receiving CDBG or HOME funding for a project.
	6. I am a participant in a DuPage County funded homebuyer or home rehabilitation program.
Please select one of the following statements:	
	7. The undersigned hereby certifies that he/she or (if other than an individual) any owners, employees, agents, consultants, officers, or elected or appointed officials (including members of its board of directors) <u>do(es) not have</u> any business or family tie to any current or former employee, agent, consultant, officer, or elected or appointed official of DuPage County. Such a tie includes the following relationships and in-laws of such relationships (whether by blood, marriage or adoption): spouse, parent (including a stepparent), child (including a stepchild), brother, sister (including a stepbrother or stepsister), grandparent, grandchild and no such tie has existed during the past twelve months. All these categories of persons and relations are considered to be "covered persons" under Federal conflict of interest regulations.
	8. The undersigned <u>does have</u> a business or family tie to a current or former (within the last twelve months) employee, agent, consultant, officer, or elected or appointed official of DuPage County. Please note that DuPage County will need to review such business or family tie to determine if it constitutes a conflict of interest under applicable Federal regulations prior to entering into any agreement with you. Please list each such business or family tie:
If you selected #2 above (owner or developer of a project funded with HOME).	
	9. The undersigned understands that no owner, developer, or sponsor of a project assisted with HOME funds (or officer, employee, agent, elected or appointed official, or consultant of the owner, developer, or sponsor or immediate family member or immediate family member of an officer, employee, agent, elected or appointed

	official, or consultant of the owner, developer, or sponsor) whether private, for-profit or nonprofit (including a community housing development organization (CHDO) when acting as an owner, developer, or sponsor) may occupy a HOME-assisted affordable housing unit in a project during the required period of affordability.
Please select one of the following statements:	
	10. The undersigned is an individual or sole proprietor and am signing this on behalf of myself.
	11. The undersigned is a partnership and the signature below represents the statement of the partnership and all general and limited partners, individually, and collectively all covered persons associated with the partnership.
	12. The undersigned is a corporation and the signature below is that of a duly authorized corporate officer and represents the statement of each and all covered persons associated with the corporation.

Printed Name:	Roland W. Dunteman
Title (if applicable):	President
Name of organization (if applicable)	R. W. Dunteman Company
Signature:	
Date:	04/25/2023

Printed Name:	
Title (if applicable):	
Name of organization (if applicable)	
Signature:	
Date:	

**Apprenticeship or Training
Program Certification**

Return with Bid

Route	<u>MICHIGAN & VERMONT</u>
County	<u>DU PAGE</u>
Local Agency	<u>VILLAGE PARK</u>
Section	<u>N/A</u>

All contractors are required to complete the following certification:

- For this contract proposal or for all groups in this deliver and install proposal.
- For the following deliver and install groups in this material proposal:

Illinois Department of Transportation policy, adopted in accordance with the provisions of the Illinois Highway Code, requires this contract to be awarded to the lowest responsive and responsible bidder. The award decision is subject to approval by the Department. In addition to all other responsibility factors, this contract or deliver and install proposal requires all bidders and all bidders' subcontractors to disclose participation in apprenticeship or training programs that are (1) approved by and registered with the United States Department of Labor's Bureau of Apprenticeship and Training, and (2) applicable to the work of the above indicated proposals or groups. Therefore, all bidders are required to complete the following certification:

- I. Except as provided in paragraph IV below, the undersigned bidder certifies that it is a participant, either as an individual or as part of a group program, in an approved apprenticeship or training program applicable to each type of work or craft that the bidder will perform with its own employees.
- II. The undersigned bidder further certifies for work to be performed by subcontract that each of its subcontractors submitted for approval either (A) is, at the time of such bid, participating in an approved, applicable apprenticeship or training program; or (B) will, prior to commencement of performance of work pursuant to this contract, establish participation in an approved apprenticeship or training program applicable to the work of the subcontract.
- III. The undersigned bidder, by inclusion in the list in the space below, certifies the official name of each program sponsor holding the Certificate of Registration for all of the types of work or crafts in which the bidder is a participant and that will be performed with the bidder's employees. Types of work or craft that will be subcontracted shall be included and listed as subcontract work. The list shall also indicate any type of work or craft job category for which there is no applicable apprenticeship or training program available.

Operating Engineers Local 150

Chicagoland Laborer Training & Apprenticeship Program

DuPage County Cement Masons Local 803 Joint Apprenticeship

OWNER COPY

CONTRACT

- IV. Except for any work identified above, any bidder or subcontractor that shall perform all or part of the work of the contract or deliver and install proposal solely by individual owners, partners or members and not by employees to whom the payment of prevailing rates of wages would be required, check the following box, and identify the owner/operator workforce and positions of ownership.

The requirements of this certification and disclosure are a material part of the contract, and the contractor shall require this certification provision to be included in all approved subcontracts. The bidder is responsible for making a complete report and shall make certain that each type of work or craft job category that will be utilized on the project is accounted for and listed. The Department at any time before or after award may require the production of a copy of each applicable Certificate of Registration issued by the United States Department of Labor evidencing such participation by the contractor and any or all of its subcontractors. In order to fulfill the participation requirement, it shall not be necessary that any applicable program sponsor be currently taking or that it will take applications for apprenticeship, training or employment during the performance of the work of this contract or deliver and install proposal.

Bidder: R. W. Dunteman Company

Address: 600 S. Lombard Road, Addison, IL 60101

By: 
Roland W. Dunteman (Signature)

Title: President

Affidavit of Illinois Business Office

County DUPAGE
Local Public Agency VILLA PARK
Section Number N/A
Route MICHIGAN & VERMONT

State of Illinois)
) ss.
County of DuPage)

I, Roland W. Dunteman of Addison, IL
(Name of Affiant) (City of Affiant) (State of Affiant)


being first duly sworn upon oath, states as follows:

1. That I am the President of R. W. Dunteman Company
officer or position bidder
2. That I have personal knowledge of the facts herein stated.
3. That, if selected under this proposal, R. W. Dunteman Company, will maintain a
(bidder)
business office in the State of Illinois which will be located in DuPage County, Illinois.
4. That this business office will serve as the primary place of employment for any persons employed in the construction contemplated by this proposal.
5. That this Affidavit is given as a requirement of state law as provided in Section 30-22(8) of the Illinois Procurement Code.

[Signature]
(Signature)
Roland W. Dunteman, President
(Print Name of Affiant)

This instrument was acknowledged before me on _____ day of April 25, 2023.

(SEAL)



[Signature]
(Signature of Notary Public)

OWNER COPY

CONTRACT



OWNER COPY

Illinois Department of Transportation

Bureau of Construction
2300 South Dirksen Parkway/Room 322
Springfield, Illinois 62764

CONTRACT

Affidavit of Availability
For the Letting of 4/28/2023
(Letting date)

Instructions: Complete this form by either typing or using black ink. "Authorization to Bid" will not be issued unless both sides of this form are completed in detail. Use additional forms as needed to list all work.

Part I. Work Under Contract

List below all work you have under contract as either a prime contractor or a subcontractor. It is required to include all pending low bids not yet awarded or rejected. In a joint venture, list only that portion of the work which is the responsibility of your company. The uncompleted dollar value is to be based upon the most recent engineer's or owners estimate, and must include work subcontracted to others. If no work is contracted, show **NONE**.

	1805	1938	2014	2024	
Contract Number	61D47		61G20	61G77	
Contract With	IDOT	Cook County	IDOT	IDOT	
Estimated Completion Date	3/22	9/22	190 WD	25 WD	
Total Contract Price	20,364,790.00	57,491,018.00	9,776,015.00	356,564.00	Accumulated Totals
Uncompleted Dollar Value if Firm is the Prime Contractor	160,000.00	50,000.00	1,064,267.00	32,000.00	1,306,267.00
Uncompleted Dollar Value if Firm is the Subcontractor					0.00
Total Value of All Work					1,306,267.00

Part II. Awards Pending and Uncompleted Work to be done with your own forces.

List below the uncompleted dollar value of work for each contract and awards pending to be completed with your own forces. All work subcontracted to others will be listed on the reverse of this form. In a joint venture, list only that portion of the work to be done by your company. If no work is contracted, show **NONE**.

					Accumulated Totals
Earthwork (200)	0.00	0.00	0.00	0.00	0.00
Portland Cement Concrete Paving (420)	0.00	0.00			0.00
HMA Plant Mix (500/540)	0.00	0.00	0.00	0.00	0.00
HMA Paving					0.00
Clean & Seal Cracks/Joints					0.00
Aggregate Bases & Surfaces (300)	0.00	0.00	0.00	0.00	0.00
Highway,R.R. and Waterway Struct (425)					0.00
Drainage (600)	0.00				0.00
Electrical					0.00
Cover and Seal Coats					0.00
Concrete Construction (400/520)	0.00	0.00	160,000.00		150,000.00
Landscaping (240)					0.00
Fencing					0.00
Guardrail					0.00
Painting					0.00
Signing					0.00
Cold Milling, Planning & Rotomilling (270)		0.00	0.00	0.00	0.00
Demolition					0.00
Pavement Markings (Paint)					0.00
Other Construction (List)				10,000.00	10,000.00
(field office, trainees, allowances, etc.)			160,000.00	0.00	160,000.00
Mobilization (101)	80,000.00	0.00	200,000.00	10,000.00	290,000.00
Totals	80,000.00	0.00	510,000.00	20,000.00	0.00

Disclosure of this information is **REQUIRED** to accomplish the statutory purpose as outlined in the "Illinois Procurement Code". Failure to comply will result in non-issuance of an "Authorization To Bid." This form has been approved by the State Forms Management Center.

Part III. Work Subcontracted to Others

For each contract described in Part I, list all the work you have subcontracted to others.

	1805	1938	2014	2014	2024
Subcontractor					
Type of Work	Tree Removal	Bridge	Electrical	Survey	Electrical
Subcontract Price	46,613.00	8,047,544.00	1,653,208.00	40,000.00	36,453.00
Amount Uncompleted	0.00	0.00	200,000.00	0.00	0.00
Subcontractor					
Type of Work	Traffic Control	Electrical	Fence	Traffic	Signs
Subcontract Price	663,256.00	6,947,141.00	22,007.00	380,545.00	20,150.00
Amount Uncompleted	5,000.00	0.00	22,007.00	20,000.00	10,000.00
Subcontractor					
Type of Work	Survey	Fence	Landscaping	Tree Removal	Landscaping
Subcontract Price	104,000.00	1,506,242.00	142,227.00	17,455.00	5,000.00
Amount Uncompleted	0.00	0.00	142,227.00	0.00	0.00
Subcontractor					
Type of Work	Pavt. Marking	Landscape	LJS		Non-Spl Waste
Subcontract Price	116,601.00	1,473,000.00	82,049.00		11,610.00
Amount Uncompleted	75,000.00	50,000.00	0.00		0.00
Subcontractor					
Type of Work	Sewer	Long. Jt. Seal	Non-Spl Waste		Sewer
Subcontract Price	3,403,976.00	109,992.00	70,130.00		40,920.00
Amount Uncompleted	0.00	0.00	0.00		0.00
Subcontractor					
Type of Work	Non-Spl Waste	Non Spl Waste	Sewer		Pavt. Marking
Subcontract Price	17,800.00	77,660.00	2,171,049.00		7,133.00
Amount Uncompleted	0.00	0.00	100,000.00		0.00
Subcontractor					
Type of Work	Landscape	Sewer	Pavt. Marking		Traffic Control
Subcontract Price	300,105.00	8,377,195.00	70,033.00		5,782.00
Amount Uncompleted	0.00	0.00	70,033.00		2,000.00
Total Uncompleted	80,000.00	50,000.00	534,267.00	20,000.00	12,000.00


I, being duly sworn, do hereby declare this affidavit is a true and correct statement relating to ALL uncompleted contracts of the undersigned for Federal, State, County, City and private work, including ALL subcontract work, ALL pending low bids not yet awarded or rejected and ALL estimated completion dates

Subscribed and sworn to before me

April 24, 2023


 Notary Public CJ Montalbano
 My commission expires: 4/5/2026

Type or Print Name Jay Landgraf Asst. Secretary
Officer or Director Title
 Signed 
 Company R.W. Dunteman Company
 Address 600 S. Lombard Road
Addison, IL 60101





Illinois Department of Transportation

Bureau of Construction
2300 South Dirksen Parkway/Room 322
Springfield, Illinois 62764

Affidavit of Availability
For the Letting of 4/28/2023
(Letting date)

Instructions: Complete this form by either typing or using black ink. "Authorization to Bid" will not be issued unless both sides of this form are completed in detail. Use additional forms as needed to list all work.

Part I. Work Under Contract

List below all work you have under contract as either a prime contractor or a subcontractor. It is required to include all pending low bids not yet awarded or rejected. In a joint venture, list only that portion of the work which is the responsibility of your company. The uncompleted dollar value is to be based upon the most recent engineer's or owners estimate, and must include work subcontracted to others. If no work is contracted, show **NONE**.

	2103	2108	2109	2110		Accumulated Totals
Contract Number			62H51			
Contract With	C&C Contractors	Westmont	Herlihy	Cook County		
Estimated Completion Date	6/22	6/22	10/22	10/24		
Total Contract Price	5,888,594.00	577,000.00	497,713.00	34,472,832.00		
Uncompleted Dollar Value if Firm is the Prime Contractor	273,272.00	446,795.00		26,913,131.00		28,938,465.00
Uncompleted Dollar Value if Firm is the Subcontractor			75,000.00			75,000.00
Total Value of All Work						29,013,465.00

Part II. Awards Pending and Uncompleted Work to be done with your own forces.

List below the uncompleted dollar value of work for each contract and awards pending to be completed with your own forces. All work Subcontracted to others will be listed on the reverse of this form. In a joint venture, list only that portion of the work to be done by your company. If no work is contracted, show **NONE**.

						Accumulated Totals
Earthwork (200)	50,000.00	30,000.00	0.00	3,000,000.00		3,080,000.00
Portland Cement Concrete Paving (420)		104,512.00		1,307,584.00		1,412,096.00
HMA Plant Mix (500/540)	150,000.00	9,095.00	75,000.00	858,718.00		1,092,813.00
HMA Paving						0.00
Clean & Seal Cracks/Joints						0.00
Aggregate Bases & Surfaces (300)	10,000.00	20,000.00	0.00	1,356,523.00		1,386,523.00
Highway,R.R. and Waterway Struct (425)						0.00
Drainage (600)						0.00
Electrical						0.00
Cover and Seal Coats						0.00
Concrete Construction (400/520)	50,000.00	58,365.00		1,159,652.00		1,418,017.00
Landscaping (240)						0.00
Fencing						0.00
Guardrail						0.00
Painting						0.00
Signing						0.00
Cold Milling, Planning & Rotomilling (270)	0.00	0.00		81,708.00		81,708.00
Demolition						0.00
Pavement Markings (Paint)						0.00
Other Construction (List)		15,000.00				25,000.00
(field office, trainees, allowances, etc.)						160,000.00
Mobilization		45,573.00	0.00	403,000.00		738,573.00
Totals	280,000.00	282,545.00	75,000.00	8,167,185.00	0.00	9,394,730.00

Disclosure of this information is **REQUIRED** to accomplish the statutory purpose as outlined in the "Illinois Procurement Code". Failure to comply will result in non-issuance of an "Authorization To Bid." This form has been approved by the State Forms Management Center.

Part III. Work Subcontracted to Others

For each contract described in Part I, list all the work you have subcontracted to others.

	2103	2108	2110	2110	2110
Subcontractor					
Type of Work	Sewer	Brick Pavers	Concrete	Landscaping	Pavement Marking
Subcontract Price	895,901.00	133,036.00	238,345.00	410,184.00	141,837.00
Amount Uncompleted	0.00	133,036.00	238,345.00	380,000.00	134,705.00
Subcontractor					
Type of Work	Underdrains	Landscaping	Steel & Rebar	Non Special	Survey
Subcontract Price	518,597.00	3,214.00	1,768,472.00	320,100.00	400,000.00
Amount Uncompleted	0.00	3,214.00	1,768,472.00	200,000.00	200,000.00
Subcontractor					
Type of Work	Pavement Markings	Sewer	Bridge	Bridge Painting	Traffic Control
Subcontract Price	13,272.00	52,734.00	4,031,224.00	50,000.00	3,425,016.00
Amount Uncompleted	13,272.00	22,000.00	4,031,224.00	50,000.00	2,630,872.00
Subcontractor					
Type of Work		Survey	Demolition	Steel Piling	Tree Removal
Subcontract Price		9,495.00	580,137.00	493,171.00	5,088.00
Amount Uncompleted		3,000.00	280,000.00	493,171.00	0.00
Subcontractor					
Type of Work		Traffic Control	Electrical	Sewer	Bit Prime
Subcontract Price		5,000.00	2,370,763.00	7,498,796.00	13,074.00
Amount Uncompleted		2,000.00	2,100,000.00	5,500,000.00	13,074.00
Subcontractor					
Type of Work		Tree Removal	Fence	Sewer Cleaning	
Subcontract Price		2,435.00	414,135.00	213,600.00	
Amount Uncompleted		0.00	386,175.00	210,500.00	
Subcontractor					
Type of Work		Video	Deck Grooving	Signs	
Subcontract Price		875.00	11,639.00	117,869.00	
Amount Uncompleted		0.00	11,539.00	117,869.00	
Total Uncompleted	13,272.00	163,250.00	8,815,755.00	6,951,540.00	2,978,651.00


I, being duly sworn, do hereby declare this affidavit is a true and correct statement relating to ALL uncompleted contracts of the undersigned for Federal, State, County, City and private work, including ALL subcontract work, ALL pending low bids not yet awarded or rejected and ALL estimated completion dates

Subscribed and sworn to before me

April 24, 2023


 Notary Public C.J. Montalbano
 My commission expires: 4/5/2026

Type or Print Name Jay Landgraf Asst. Secretary
Officer or Director Title
 Signed 
 Company R.W. Dunteman Company
 Address 600 S. Lombard Road
Addison, IL 60101





Illinois Department of Transportation

Bureau of Construction
2300 South Dirksen Parkway/Room 322
Springfield, Illinois 62764

Affidavit of Availability
For the Letting of 4/28/2023
(Letting date)

Instructions: Complete this form by either typing or using black ink. "Authorization to Bid" will not be issued unless both sides of this form are completed in detail. Use additional forms as needed to list all work.

Part I. Work Under Contract

List below all work you have under contract as either a prime contractor or a subcontractor. It is required to include all pending low bids not yet awarded or rejected. In a joint venture, list only that portion of the work which is the responsibility of your company. The uncompleted dollar value is to be based upon the most recent engineer's or owners estimate, and must include work subcontracted to others. If no work is contracted, show **NONE**.

	2111	2112	2125			
Contract Number	61G95	66B52				
Contract With	IDOT	IDOT	UPRR			
Estimated Completion Date	11/21	100 WD	10/21			
Total Contract Price	1,793,189.00	2,442,377.00	1,544,724.00			Accumulated Totals
Uncompleted Dollar Value if Firm is the Prime Contractor	1,098,134.00	826,475.00	315,000.00			31,178,074.00
Uncompleted Dollar Value if Firm is the Subcontractor						75,000.00
Total Value of All Work						31,253,074.00

Part II. Awards Pending and Uncompleted Work to be done with your own forces.

List below the uncompleted dollar value of work for each contract and awards pending to be completed with your own forces. All work subcontracted to others will be listed on the reverse of this form. In a joint venture, list only that portion of the work to be done by your company. If no work is contracted, show **NONE**.

						Accumulated Totals
Earthwork (200)	0.00	0.00				3,080,000.00
Portland Cement Concrete Paving (420)		230,000.00				1,642,096.00
HMA Plant Mix (500/540)	137,081.00	30,000.00				1,259,894.00
HMA Paving						0.00
Clean & Seal Cracks/Joints						0.00
Aggregate Bases & Surfaces (300)	15,000.00	75,000.00				1,476,523.00
Highway, R.R. and Waterway Struct (425)						0.00
Drainage (600)						0.00
Electrical						0.00
Cover and Seal Coats						0.00
Concrete Construction (400/520)	100,000.00	80,000.00				1,598,017.00
Landscaping (240)						0.00
Fencing						0.00
Guardrail						0.00
Painting						0.00
Signing						0.00
Cold Milling, Planning & Rotomilling (270)	32,344.00	35,000.00				149,052.00
Demolition						0.00
Pavement Markings (Paint)						0.00
Other Construction (List)	0.00	0.00				25,000.00
(field office, trainees, allowances, etc.)		15,000.00				175,000.00
Mobilization	50,000.00	70,000.00	100,000.00			958,573.00
Totals	334,425.00	535,000.00	100,000.00	0.00	0.00	10,364,155.00

Disclosure of this information is **REQUIRED** to accomplish the statutory purpose as outlined in the "Illinois Procurement Code". Failure to comply will result in non-issuance of an "Authorization To Bid." This form has been approved by the State Forms Management Center.

Part III. Work Subcontracted to Others

For each contract described in Part I, list all the work you have subcontracted to others.

	2111	2111	2112	2112	2125
Subcontractor					
Type of Work	Brick Pavers	Pavement Marking	Electrical	Traffic Control	Track/Turnouts
Subcontract Price	166,791.00	6,948.00	168,432.00	166,638.00	350,142.00
Amount Uncompleted	166,791.00	6,948.00	50,000.00	50,000.00	200,000.00
Subcontractor					
Type of Work	Electrical	Survey	Landscaping		Survey
Subcontract Price	354,729.00	16,900.00	84,493.00		22,000.00
Amount Uncompleted	280,000.00	10,000.00	84,493.00		5,000.00
Subcontractor					
Type of Work	Fence	Traffic Control	Long Jt Seal		Demolition
Subcontract Price	88,530.00	19,429.00	5,982.00		60,205.00
Amount Uncompleted	88,530.00	10,000.00	5,982.00		0.00
Subcontractor					
Type of Work	Landscaping		Non Special		Landscaping
Subcontract Price	50,410.00		27,750.00		28,500.00
Amount Uncompleted	50,410.00		0.00		0.00
Subcontractor					
Type of Work	Masonry		Sewer		RR Flagging
Subcontract Price	51,030.00		200,076.00		37,500.00
Amount Uncompleted	51,030.00		50,000.00		10,000.00
Subcontractor					
Type of Work	Non Special		Pavement Marking		
Subcontract Price	21,740.00		51,309.00		
Amount Uncompleted	0.00		31,000.00		
Subcontractor					
Type of Work	Sewer		Survey		
Subcontract Price	240,600.00		59,200.00		
Amount Uncompleted	100,000.00		20,000.00		
Total Uncompleted	736,761.00	26,948.00	241,475.00	50,000.00	215,000.00


I, being duly sworn, do hereby declare this affidavit is a true and correct statement relating to ALL uncompleted contracts of the undersigned for Federal, State, County, City and private work, including ALL subcontract work, ALL pending low bids not yet awarded or rejected and ALL estimated completion dates

Subscribed and sworn to before me

April 24, 2023



 Notary Public CJ Montalbano
 My commission expires: 4/5/2026

Type or Print Name Jay Landgraf Asst. Secretary
Officer or Director Title

Signed 

Company R.W. Dunteman Company

Address 600 S. Lombard Road
Addison, IL 60101





Illinois Department of Transportation

Bureau of Construction
2300 South Dirksen Parkway/Room 322
Springfield, Illinois 62764

Affidavit of Availability
For the Letting of 4/28/2023
(Letting date)

Instructions: Complete this form by either typing or using black ink. "Authorization to Bid" will not be issued unless both sides of this form are completed in detail. Use additional forms as needed to list all work.

Part I. Work Under Contract

List below all work you have under contract as either a prime contractor or a subcontractor. It is required to include all pending low bids not yet awarded or rejected. In a joint venture, list only that portion of the work which is the responsibility of your company. The uncompleted dollar value is to be based upon the most recent engineer's or owners estimate, and must include work subcontracted to others. If no work is contracted, show **NONE**.

	2133	2136	2143	2201	
Contract Number	61H07	62G39			
Contract With	IDOT	IHC Const.	Pan-Oceanic	Cook County	
Estimated Completion Date	60 WD	10/23	10/22	5/24	
Total Contract Price	1,488,507.00	700,979.00	2,411,116.00	10,872,617.00	Accumulated Totals
Uncompleted Dollar Value if Firm is the Prime Contractor	330,639.00			7,142,937.00	38,651,650.00
Uncompleted Dollar Value if Firm is the Subcontractor		578,903.00	1,820,000.00		2,473,903.00
Total Value of All Work					41,125,553.00

Part II. Awards Pending and Uncompleted Work to be done with your own forces.

List below the uncompleted dollar value of work for each contract and awards pending to be completed with your own forces. All work subcontracted to others will be listed on the reverse of this form. In a joint venture, list only that portion of the work to be done by your company. If no work is contracted, show **NONE**.

					Accumulated Totals
Earthwork (200)	0.00			1,000,000.00	4,080,000.00
Portland Cement Concrete Paving (420)			970,000.00	1,278,000.00	3,890,096.00
HMA Plant Mix (500/540)	100,000.00	450,000.00		317,000.00	2,126,894.00
HMA Paving					0.00
Clean & Seal Cracks/Joints					0.00
Aggregate Bases & Surfaces (300)	0.00	44,446.00		354,000.00	1,874,969.00
Highway, R.R. and Waterway Struct (425)					0.00
Drainage (600)				100,000.00	100,000.00
Electrical					0.00
Cover and Seal Coats					0.00
Concrete Construction (400/520)	0.00		850,000.00	381,000.00	2,829,017.00
Landscaping (240)					0.00
Fencing					0.00
Guardrail					0.00
Painting					0.00
Signing					0.00
Cold Milling, Planning & Rotomilling (270)	0.00	20,000.00			169,052.00
Demolition					0.00
Pavement Markings (Paint)					0.00
Other Construction (List)	7,900.00				32,900.00
(field office, trainees, allowances, etc.)					175,000.00
Mobilization	25,000.00	30,500.00		100,000.00	1,114,073.00
Totals	132,900.00	544,946.00	1,820,000.00	3,530,000.00	0.00
					16,392,001.00

Disclosure of this information is **REQUIRED** to accomplish the statutory purpose as outlined in the "Illinois Procurement Code". Failure to comply will result in non-issuance of an "Authorization To Bid." This form has been approved by the State Forms Management Center.

Part III. Work Subcontracted to Others

For each contract described in Part I, list all the work you have subcontracted to others.


	2133	2133	2136	2201	2201
Subcontractor					
Type of Work	Pavement Marking	Landscaping	LJS	Bridge	Sewer Clean
Subcontract Price	45,701.00	22,266.00	21,791.00	1,125,925.00	25,307.00
Amount Uncompleted	45,701.00	22,266.00	21,791.00	825,000.00	25,307.00
Subcontractor					
Type of Work	Sewer Lining	Refl. Crk. Cntrl.	Rumble Strlp	Demolition	Sewer
Subcontract Price	384,870.00	5,772.00	12,166.00	171,250.00	1,425,093.00
Amount Uncompleted	0.00	5,772.00	12,166.00	171,250.00	1,000,000.00
Subcontractor					
Type of Work	Electrical			Electrical	Pavt. Marking
Subcontract Price	231,975.00			704,432.00	41,630.00
Amount Uncompleted	115,000.00			704,432.00	41,630.00
Subcontractor					
Type of Work	Survey			Fence	Survey
Subcontract Price	5,125.00			350,517.00	114,500.00
Amount Uncompleted	1,000.00			350,517.00	80,000.00
Subcontractor					
Type of Work	Sewer			Landscaping	Traffic
Subcontract Price	59,695.00			191,881.00	209,840.00
Amount Uncompleted	0.00			191,881.00	170,000.00
Subcontractor					
Type of Work	Traffic Control			Non-Spl	Tree Removal
Subcontract Price	17,147.00			52,100.00	20,464.00
Amount Uncompleted	8,000.00			25,000.00	10,000.00
Subcontractor					
Type of Work	Tree Removal			Painting	
Subcontract Price	800.00			17,920.00	
Amount Uncompleted	0.00			17,920.00	
Total Uncompleted	169,701.00	28,038.00	33,957.00	2,286,000.00	1,326,937.00

I, being duly sworn, do hereby declare this affidavit is a true and correct statement relating to ALL uncompleted contracts of the undersigned for Federal, State, County, City and private work, including ALL subcontract work, ALL pending low bids not yet awarded or rejected and ALL estimated completion dates

Subscribed and sworn to before me

April 24, 2023


 Notary Public C J Montalbano
 My commission expires: 4/5/2026



Type or Print Name Jay Landgraf Asst. Secretary
Officer or Director Title
 Signed 
 Company R.W. Dunteman Company
 Address 600 S. Lombard Road
Addison, IL 60101



Illinois Department of Transportation

Bureau of Construction
2300 South Dirksen Parkway/Room 322
Springfield, Illinois 62764

Affidavit of Availability
For the Letting of 4/28/2023
(Letting date)

Instructions: Complete this form by either typing or using black ink. "Authorization to Bid" will not be issued unless both sides of this form are completed in detail. Use additional forms as needed to list all work.

Part I. Work Under Contract

List below all work you have under contract as either a prime contractor or a subcontractor. It is required to include all pending low bids not yet awarded or rejected. In a joint venture, list only that portion of the work which is the responsibility of your company. The uncompleted dollar value is to be based upon the most recent engineer's or owners estimate, and must include work subcontracted to others. If no work is contracted, show **NONE**.

	2202	2203	2205			
Contract Number	61G71	61H24				
Contract With	IDOT	IDOT	Naperville			
Estimated Completion Date	90 WD	185 WD	9/22			
Total Contract Price	2,659,791.00	16,486,777.00	4,888,897.00			Accumulated Totals
Uncompleted Dollar Value if Firm is the Prime Contractor	2,086,803.00	15,044,007.00	595,173.00			56,377,633.00
Uncompleted Dollar Value if Firm is the Subcontractor						2,473,903.00
Total Value of All Work						58,851,536.00

Part II. Awards Pending and Uncompleted Work to be done with your own forces.

List below the uncompleted dollar value of work for each contract and awards pending to be completed with your own forces. All work subcontracted to others will be listed on the reverse of this form. In a joint venture, list only that portion of the work to be done by your company. If no work is contracted, show **NONE**.

						Accumulated Totals
Earthwork (200)	400,000.00	1,400,000.00	0.00			5,880,000.00
Portland Cement Concrete Paving (420)	343,000.00	149,750.00	0.00			4,382,846.00
HMA Plant Mix (500/540)	118,967.00		34,000.00			2,279,861.00
HMA Paving		1,985,000.00				1,985,000.00
Clean & Seal Cracks/Joints		0.00				0.00
Aggregate Bases & Surfaces (300)	214,920.00	260,000.00	0.00			2,349,889.00
Highway, R.R. and Waterway Struct (425)		0.00				0.00
Drainage (600)						100,000.00
Electrical						0.00
Cover and Seal Coats						0.00
Concrete Construction (400/520)	158,626.00	2,950,000.00	0.00			5,937,643.00
Landscaping (240)		809,500.00				809,500.00
Fencing						0.00
Guardrail						0.00
Painting						0.00
Signing						0.00
Cold Milling, Planing & Rotomilling (270)		292,090.00	4,103.00			465,245.00
Demolition						0.00
Pavement Markings (Paint)						0.00
Other Construction (List)		996,859.00	30,000.00			1,058,759.00
(field office, trainees, allowances, etc.)		426,543.00	30,000.00			631,543.00
Mobilization	65,000.00	200,000.00	60,000.00			1,439,073.00
Totals	1,300,513.00	9,468,742.00	158,103.00	0.00	0.00	27,319,359.00

Disclosure of this information is **REQUIRED** to accomplish the statutory purpose as outlined in the "Illinois Procurement Code". Failure to comply will result in non-issuance of an "Authorization To Bid." This form has been approved by the State Forms Management Center.

Part III Work Subcontracted to Others

For each contract described in Part I, list all the work you have subcontracted to others.

	2202	2203	2203	2205	2205
Subcontractor					
Type of Work	Electrical	Brick Pavers	Signs	Brick Pavers	Non-Spl
Subcontract Price	65,690.00	470,732.00	436,775.00	183,802.00	31,700.00
Amount Uncompleted	65,690.00	470,732.00	436,775.00	50,000.00	0.00
Subcontractor					
Type of Work	Landscaping	Cracks	Pavt. Marking	Sewer Lining	Sewer Video
Subcontract Price	42,362.00	12,125.00	32,854.00	168,740.00	17,000.00
Amount Uncompleted	42,362.00	12,125.00	32,854.00	0.00	17,000.00
Subcontractor					
Type of Work	Sewer	Electrical	Survey	Electrical	Sewer
Subcontract Price	696,515.00	3,075,468.00	109,800.00	923,567.00	985,764.00
Amount Uncompleted	580,000.00	3,075,468.00	90,000.00	200,000.00	0.00
Subcontractor					
Type of Work	Pavt. Marking	Landscaping	Traffic	Fence	Stamped Brick
Subcontract Price	3,238.00	676,047.00	297,059.00	141,209.00	43,710.00
Amount Uncompleted	3,238.00	676,047.00	250,000.00	30,000.00	0.00
Subcontractor					
Type of Work	Survey	LJS	Tree Removal	Irrigation	Pavt. Marking
Subcontract Price	14,450.00	56,117.00	89,062.00	146,300.00	15,070.00
Amount Uncompleted	10,000.00	56,117.00	40,000.00	30,000.00	15,070.00
Subcontractor					
Type of Work	Traffic	Non-Spl		Landscaping	Survey
Subcontract Price	87,398.00	44,375.00		61,000.00	115,000.00
Amount Uncompleted	70,000.00	34,000.00		30,000.00	5,000.00
Subcontractor					
Type of Work	Non-Spl	Sewer		Masonry	Traffic
Subcontract Price	21,300.00	401,147.00		98,653.00	193,988.00
Amount Uncompleted	15,000.00	401,147.00		20,000.00	40,000.00
Total Uncompleted	786,290.00	4,725,636.00	849,629.00	360,000.00	77,070.00

I, being duly sworn, do hereby declare this affidavit is a true and correct statement relating to ALL uncompleted contracts of the undersigned for Federal, State, County, City and private work, including ALL subcontract work, ALL pending low bids not yet awarded or rejected and ALL estimated completion dates


Subscribed and sworn to before me

April 24, 2023


 Notary Public CJ Montalbano


My commission expires: 4/5/2026

Type or Print Name Jay Landgraf Asst. Secretary
Officer or Director Title

Signed 

Company R.W. Dunteman Company

Address 600 S. Lombard Road
Addison, IL 60101





Illinois Department of Transportation

Bureau of Construction
2300 South Dirksen Parkway/Room 322
Springfield, Illinois 62764

Affidavit of Availability
For the Letting of 4/28/2023
(Letting date)

Instructions: Complete this form by either typing or using black ink. "Authorization to Bid" will not be issued unless both sides of this form are completed in detail. Use additional forms as needed to list all work.

Part I. Work Under Contract

List below all work you have under contract as either a prime contractor or a subcontractor. It is required to include all pending low bids not yet awarded or rejected. In a joint venture, list only that portion of the work which is the responsibility of your company. The uncompleted dollar value is to be based upon the most recent engineer's or owners estimate, and must include work subcontracted to others. If no work is contracted, show **NONE**.

	2206	2209	2210		
Contract Number		61H46	62L19		
Contract With	Bensenville	IDOT	IDOT		
Estimated Completion Date	10/22	11/22	65 WD		
Total Contract Price	1,696,201.00	2,985,000.00	2,036,682.00		Accumulated Totals
Uncompleted Dollar Value if Firm is the Prime Contractor	218,311.00	1,257,454.00	988,109.00		58,841,507.00
Uncompleted Dollar Value if Firm is the Subcontractor					2,473,903.00
Total Value of All Work					61,315,410.00

Part II. Awards Pending and Uncompleted Work to be done with your own forces.

List below the uncompleted dollar value of work for each contract and awards pending to be completed with your own forces. All work Subcontracted to others will be listed on the reverse of this form. In a joint venture, list only that portion of the work to be done by your company. If no work is contracted, show **NONE**.

						Accumulated Totals
Earthwork (200)	0.00	0.00	0.00			5,880,000.00
Portland Cement Concrete Paving (420)	0.00					4,382,846.00
HMA Plant Mix (500/540)	66,305.00	280,000.00	670,000.00			3,296,166.00
HMA Paving						1,986,000.00
Clean & Seal Cracks/Joints						0.00
Aggregate Bases & Surfaces (300)	0.00	60,000.00	24,013.00			2,423,902.00
Highway, R.R. and Waterway Struct (425)						0.00
Drainage (600)						100,000.00
Electrical						0.00
Cover and Seal Coats						0.00
Concrete Construction (400/520)	0.00	70,000.00				6,007,643.00
Landscaping (240)						809,500.00
Fencing						0.00
Guardrail						0.00
Painting						0.00
Signling						0.00
Cold Milling, Planning & Rotomilling (270)		34,386.00	80,000.00			579,631.00
Demolition						0.00
Pavement Markings (Paint)						0.00
Other Construction (List)						1,058,759.00
(field office, trainees, allowances, etc.)						631,543.00
Mobilization			70,000.00			1,509,073.00
Totals	66,305.00	434,386.00	844,013.00	0.00	0.00	28,664,063.00

Disclosure of this information is **REQUIRED** to accomplish the statutory purpose as outlined in the "Illinois Procurement Code". Failure to comply will result in non-issuance of an "Authorization To Bid." This form has been approved by the State Forms Management Center.

Part III. Work Subcontracted to Others

For each contract described in Part I, list all the work you have subcontracted to others.

	2206	2209	2209	2210	2210
Subcontractor					
Type of Work	Electrical	Electrical	Traffic Control	Concrete	Sewer
Subcontract Price	25,052.00	1,500.00	58,361.00	103,298.00	49,550.00
Amount Uncompleted	15,000.00	1,500.00	30,000.00	0.00	0.00
Subcontractor					
Type of Work	Fence	Landscaping	Tree Removal	Electrical	Pave Marking
Subcontract Price	10,096.00	78,988.00	4,200.00	18,440.00	47,552.00
Amount Uncompleted	10,096.00	78,988.00	0.00	9,000.00	47,552.00
Subcontractor					
Type of Work	Landscaping	Lime Stabilization		Fence	Survey
Subcontract Price	27,625.00	74,088.00		15,424.00	2,495.00
Amount Uncompleted	27,625.00	0.00		15,424.00	0.00
Subcontractor					
Type of Work	Sewer	Long. Joint Seal		Landscaping	Traffic Control
Subcontract Price	657,526.00	12,660.00		32,120.00	47,459.00
Amount Uncompleted	50,000.00	12,660.00		32,120.00	20,000.00
Subcontractor					
Type of Work	Pavt. Marking	Sewer		Long. Joint Seal	Tree Removal
Subcontract Price	4,285.00	986,146.00		40,364.00	21,600.00
Amount Uncompleted	4,285.00	650,000.00		20,000.00	0.00
Subcontractor					
Type of Work	Survey	Stamped Asphalt		Non Spl Waste	
Subcontract Price	22,998.00	34,500.00		21,750.00	
Amount Uncompleted	10,000.00	34,500.00		0.00	
Subcontractor					
Type of Work	Traffic	Pave Marking		Sewer Cleaning	
Subcontract Price	63,101.00	15,420.00		19,400.00	
Amount Uncompleted	35,000.00	15,420.00		0.00	
Total Uncompleted	152,006.00	793,068.00	30,000.00	76,544.00	67,562.00


I, being duly sworn, do hereby declare this affidavit is a true and correct statement relating to ALL uncompleted contracts of the undersigned for Federal, State, County, City and private work, including ALL subcontract work, ALL pending low bids not yet awarded or rejected and ALL estimated completion dates

Subscribed and sworn to before me

April 24, 2023



 Notary Public CJ Montalbano
 My commission expires: 4/5/2026

Type or Print Name Jay Landgraf Asst. Secretary
Officer or Director Title

Signed 

Company R.W. Dunteman Company

Address 600 S. Lombard Road
Addison, IL 60101





Illinois Department of Transportation

Bureau of Construction
2300 South Dirksen Parkway/Room 322
Springfield, Illinois 62764

Affidavit of Availability

For the Letting of 4/28/2023

(Letting date)

Instructions: Complete this form by either typing or using black ink. "Authorization to Bid" will not be issued unless both sides of this form are completed in detail. Use additional forms as needed to list all work.

Part I. Work Under Contract

List below all work you have under contract as either a prime contractor or a subcontractor. It is required to include all pending low bids not yet awarded or rejected. In a joint venture, list only that portion of the work which is the responsibility of your company. The uncompleted dollar value is to be based upon the most recent engineer's or owners estimate, and must include work subcontracted to others. If no work is contracted, show **NONE**.

	2213	2215	2216	2220	
Contract Number					
Contract With	Maywood Sportsmen	Elk Grove	DuPage Co.	Elmhurst	
Estimated Completion Date	9/22	11/22	10/22	10/22	
Total Contract Price	533,440.00	5,779,000.00	5,388,504.00	1,520,000.00	Accumulated Totals
Uncompleted Dollar Value if Firm is the Prime Contractor	100,400.00	2,408,015.00	100,000.00	108,946.00	61,558,868.00
Uncompleted Dollar Value if Firm is the Subcontractor					2,473,903.00
Total Value of All Work					64,032,771.00

Part II. Awards Pending and Uncompleted Work to be done with your own forces.

List below the uncompleted dollar value of work for each contract and awards pending to be completed with your own forces. All work subcontracted to others will be listed on the reverse of this form. In a joint venture, list only that portion of the work to be done by your company. If no work is contracted, show **NONE**.

						Accumulated Totals
Earthwork (200)	0.00	0.00	0.00	0.00		5,880,000.00
Portland Cement Concrete Paving (420)	36,000.00	0.00				4,418,846.00
HMA Plant Mix (500/540)	42,000.00	400,000.00	0.00	30,000.00		3,768,166.00
HMA Paving						1,985,000.00
Clean & Seal Cracks/Joints						0.00
Aggregate Bases & Surfaces (300)	0.00	50,000.00	0.00	0.00		2,473,902.00
Highway,R.R. and Waterway Struct (425)						0.00
Drainage (600)				0.00		100,000.00
Electrical						0.00
Cover and Seal Coats						0.00
Concrete Construction (400/520)	15,000.00	560,000.00	0.00	0.00		6,582,643.00
Landscaping (240)						809,500.00
Fencing						0.00
Guardrail						0.00
Painting						0.00
Signing						0.00
Cold Milling, Planning & Rotomilling (270)	0.00	125,000.00	0.00	0.00		704,631.00
Demolition						0.00
Pavement Markings (Paint)						0.00
Other Construction (List)						1,058,759.00
(field office, trainees, allowances, etc.)						631,543.00
Mobilization		80,000.00	100,000.00	18,014.00		1,707,087.00
Totals	93,000.00	1,215,000.00	100,000.00	48,014.00	0.00	30,120,077.00

Disclosure of this information is **REQUIRED** to accomplish the statutory purpose as outlined in the "Illinois Procurement Code". Failure to comply will result in non-issuance of an "Authorization To Bid." This form has been approved by the State Forms Management Center.

Part III. Work Subcontracted to Others

For each contract described in Part I, list all the work you have subcontracted to others.

	2213	2215	2216	2216	2220
Subcontractor					
Type of Work	Pave. Marking	Preformed Mark	Non Spl Waste	Electrical	Landscaping
Subcontract Price	7,400.00	144,284.00	34,600.00	59,039.00	49,932.00
Amount Uncompleted	7,400.00	144,284.00	0.00	0.00	49,932.00
Subcontractor					
Type of Work		Retaining Wall	Sewer Clean	Landscaping	Sewer
Subcontract Price		498,905.00	90,749.00	36,034.00	182,789.00
Amount Uncompleted		200,000.00	90,749.00	0.00	0.00
Subcontractor					
Type of Work		Electrical	Sewer	Long. Joint Seal	Survey
Subcontract Price		241,969.00	292,394.00	213,035.00	14,990.00
Amount Uncompleted		150,000.00	40,000.00	0.00	5,000.00
Subcontractor					
Type of Work		Fence	Pave. Marking	Sewer	Traffic Control
Subcontract Price		81,120.00	54,998.00	134,226.00	12,000.00
Amount Uncompleted		81,120.00	54,998.00	0.00	6,000.00
Subcontractor					
Type of Work		Irrigation	Survey	Pave. Marking	Tree Removal
Subcontract Price		28,000.00	32,500.00	151,607.00	8,000.00
Amount Uncompleted		28,000.00	1,000.00	0.00	0.00
Subcontractor					
Type of Work		Landscaping	Traffic Control	Traffic Control	
Subcontract Price		279,515.00	162,494.00	121,966.00	
Amount Uncompleted		260,000.00	70,000.00	0.00	
Subcontractor					
Type of Work		Long. Joint Seal	Diamond Grind		
Subcontract Price		53,646.00	19,218.00		
Amount Uncompleted		53,646.00	19,218.00		
Total Uncompleted	7,400.00	917,050.00	275,965.00	0.00	60,932.00


I, being duly sworn, do hereby declare this affidavit is a true and correct statement relating to ALL uncompleted contracts of the undersigned for Federal, State, County, City and private work, including ALL subcontract work, ALL pending low bids not yet awarded or rejected and ALL estimated completion dates

Subscribed and sworn to before me

April 24, 2023


 Notary Public CJ Montalbano
 My commission expires: 4/5/2026

Type or Print Name Jay Landgraf Asst. Secretary
Officer or Director Title
 Signed 
 Company R.W. Dunteman Company
 Address 600 S. Lombard Road
Addison, IL 60101





**Illinois Department
of Transportation**

Bureau of Construction
2300 South Dirksen Parkway/Room 322
Springfield, Illinois 62764

Affidavit of Availability
For the Letting of 4/28/2023

(Letting date)

Instructions: Complete this form by either typing or using black ink. "Authorization to Bid" will not be issued unless both sides of this form are completed in detail. Use additional forms as needed to list all work.

Part I. Work Under Contract

List below all work you have under contract as either a prime contractor or a subcontractor. It is required to include all pending low bids not yet awarded or rejected. In a joint venture, list only that portion of the work which is the responsibility of your company. The uncompleted dollar value is to be based upon the most recent engineer's or owners estimate, and must include work subcontracted to others. If no work is contracted, show **NONE**.

	2221	2223	2225		
Contract Number			2022 RSW		
Contract With	Glen Ellyn	Glen Ellyn	Wheaton		
Estimated Completion Date	10/22	11/22	10/22		
Total Contract Price	2,880,474.00	4,508,341.00	4,093,807.00		Accumulated Totals
Uncompleted Dollar Value if Firm is the Prime Contractor	1,828,646.00	1,122,250.00	1,199,415.00		65,709,179.00
Uncompleted Dollar Value if Firm is the Subcontractor					2,473,903.00
					68,183,082.00

Part II. Awards Pending and Uncompleted Work to be done with your own forces.

List below the uncompleted dollar value of work for each contract and awards pending to be completed with your own forces. All work subcontracted to others will be listed on the reverse of this form. In a joint venture, list only that portion of the work to be done by your company. If no work is contracted, show **NONE**.

						Accumulated Totals
Earthwork (200)	0.00	0.00	0.00			5,880,000.00
Portland Cement Concrete Paving (420)		0.00	70,000.00			4,488,846.00
HMA Plant Mix (500/540)	750,000.00	40,000.00	350,000.00			4,908,166.00
HMA Paving						1,985,000.00
Clean & Seal Cracks/Joints						0.00
Aggregate Bases & Surfaces (300)	30,000.00	80,000.00	0.00			2,583,902.00
Highway, R.R. and Waterway Struct (425)						0.00
Drainage (600)						100,000.00
Electrical						0.00
Cover and Seal Coats						0.00
Concrete Construction (400/520)	120,000.00	150,000.00	150,000.00			7,002,643.00
Landscaping (240)			38,840.00			848,340.00
Fencing						0.00
Guardrail						0.00
Painting						0.00
Signing						0.00
Cold Milling, Planning & Rotomilling (270)	204,788.00	26,375.00	100,000.00			1,035,794.00
Demolition						0.00
Pavement Markings (Paint)						0.00
Other Construction (List)			0.00			1,058,759.00
(field office, trainees, allowances, etc.)						631,543.00
Mobilization	244,853.00	150,000.00				2,101,940.00
Totals	1,349,641.00	446,375.00	708,840.00	0.00	0.00	32,624,933.00

Disclosure of this information is **REQUIRED** to accomplish the statutory purpose as outlined in the "Illinois Procurement Code". Failure to comply will result in non-issuance of an "Authorization To Bid." This form has been approved by the State Forms Management Center.

Part III. Work Subcontracted to Others

For each contract described in Part I, list all the work you have subcontracted to others.

	2221	2221	2223	2225	2225
Subcontractor					
Type of Work	Bridge	Tree Removal	Sewer Lining	H/R Milling	Bit Prime
Subcontract Price	15,200.00	1,500.00	144,325.00	389,199.00	18,578.00
Amount Uncompleted	15,200.00	0.00	0.00	220,000.00	10,000.00
Subcontractor					
Type of Work	Electrical	Const. Video	Landscaping	Tree Removal	
Subcontract Price	2,750.00	5,800.00	162,952.00	1,020.00	
Amount Uncompleted	2,750.00	0.00	80,000.00	0.00	
Subcontractor					
Type of Work	Landscaping		Sewer	Sewer	
Subcontract Price	176,283.00		2,262,803.00	477,234.00	
Amount Uncompleted	176,283.00		560,000.00	0.00	
Subcontractor					
Type of Work	Sewer		Survey	Electrical	
Subcontract Price	408,095.00		34,995.00	25,316.00	
Amount Uncompleted	208,000.00		20,000.00	15,000.00	
Subcontractor					
Type of Work	Pave. Marking		Traffic Control	Landscape	
Subcontract Price	41,772.00		15,000.00	85,515.00	
Amount Uncompleted	41,772.00		10,000.00	85,515.00	
Subcontractor					
Type of Work	Survey		Tree Removal	Traffic	
Subcontract Price	39,995.00		33,589.00	309,791.00	
Amount Uncompleted	20,000.00		0.00	100,000.00	
Subcontractor					
Type of Work	Traffic Control		Const. Video	Striping	
Subcontract Price	26,159.00		5,875.00	60,060.00	
Amount Uncompleted	15,000.00		5,875.00	60,060.00	
Total Uncompleted	479,005.00	0.00	675,875.00	480,575.00	10,000.00


I, being duly sworn, do hereby declare this affidavit is a true and correct statement relating to ALL uncompleted contracts of the undersigned for Federal, State, County, City and private work, including ALL subcontract work, ALL pending low bids not yet awarded or rejected and ALL estimated completion dates

Subscribed and sworn to before me


April 24, 2023


 Notary Public C.J. Montalbano

My commission expires: 4/5/2026



Type or Print Name Jay Landgraf Asst. Secretary
Officer or Director Title

Signed 

Company R.W. Dunteman Company

Address 600 S. Lombard Road
Addison, IL 60101

Bureau of Construction
 2300 South Dirksen Parkway/Room 322
 Springfield, Illinois 62764

Instructions: Complete this form by either typing or using black ink. "Authorization to Bid" will not be issued unless both sides of this form are completed in detail. Use additional forms as needed to list all work.

Part I. Work Under Contract

List below all work you have under contract as either a prime contractor or a subcontractor. It is required to include all pending low bids not yet awarded or rejected. In a joint venture, list only that portion of the work which is the responsibility of your company. The uncompleted dollar value is to be based upon the most recent engineer's or owners estimate, and must include work subcontracted to others. If no work is contracted, show **NONE**.

	2231	2233	2235	2236		
Contract Number	61H51	61H77				
Contract With	IDOT	IDOT	Oak Park	Elk Grove Vil.		
Estimated Completion Date	50 WD	11/22	6/23	10/22		
Total Contract Price	521,372.00	829,750.00	3,199,000.00	1,165,600.00		Accumulated Totals
Uncompleted Dollar Value if Firm is the Prime Contractor	492,615.00	442,863.00	1,882,224.00	681,639.00		69,208,520.00
Uncompleted Dollar Value if Firm is the Subcontractor						2,473,903.00
Total Value of All Work						71,682,423.00

Part II. Awards Pending and Uncompleted Work to be done with your own forces.

List below the uncompleted dollar value of work for each contract and awards pending to be completed with your own forces. All work subcontracted to others will be listed on the reverse of this form. In a joint venture, list only that portion of the work to be done by your company. If no work is contracted, show **NONE**.

						Accumulated Totals
Earthwork (200)	108,112.00	0.00	122,000.00	65,000.00		6,175,112.00
Portland Cement Concrete Paving (420)			51,340.00	47,319.00		4,587,505.00
HMA Plant Mix (500/540)	115,291.00	200,000.00	450,000.00	8,570.00		5,682,027.00
HMA Paving						1,985,000.00
Clean & Seal Cracks/Joints						0.00
Aggregate Bases & Surfaces (300)	35,205.00	10,101.00	50,000.00	35,000.00		2,714,208.00
Highway,R.R. and Waterway Struct (425)						0.00
Drainage (600)						100,000.00
Electrical						0.00
Cover and Seal Coats						0.00
Concrete Construction (400/520)	47,031.00	0.00	300,000.00	150,000.00		7,499,674.00
Landscaping (240)			3,039.00			851,379.00
Fencing						0.00
Guardrail						0.00
Painting						0.00
Signing						0.00
Cold Milling, Planning & Rotomilling (270)	1,936.00	48,000.00	100,000.00			1,185,730.00
Demolition						0.00
Pavement Markings (Paint)						0.00
Other Construction (List)						1,058,759.00
(field office, trainees, allowances, etc.)						631,543.00
Mobilization	32,000.00	57,000.00	150,000.00			2,340,940.00
Totals	339,575.00	315,101.00	1,226,379.00	305,889.00	0.00	34,811,877.00

Disclosure of this information is **REQUIRED** to accomplish the statutory purpose as outlined in the "Illinois Procurement Code". Failure to comply will result in non-issuance of an "Authorization To Bid." This form has been approved by the State Forms Management Center.

Part III. Work Subcontracted to Others

For each contract described in Part I, list all the work you have subcontracted to others.

	2231	2233	2235	2236	2236
Subcontractor					
Type of Work	Bit Prime	Bit Prime	Video	Video	Traffic
Subcontract Price	6,064.00	30,864.00	14,384.00	3,800.00	109,484.00
Amount Uncompleted	6,064.00	20,000.00	0.00	0.00	89,000.00
Subcontractor					
Type of Work	Layout	Layout	Bit Prime	Bit Prime	Striping
Subcontract Price	7,000.00	10,980.00	73,138.00	1,810.00	22,895.00
Amount Uncompleted	7,000.00	5,000.00	73,138.00	1,810.00	22,895.00
Subcontractor					
Type of Work	Concrete	Landscape	Striping	Tree Clear	Layout
Subcontract Price	18,698.00	41,004.00	19,475.00	21,819.00	13,600.00
Amount Uncompleted	18,698.00	41,004.00	19,475.00	0.00	10,000.00
Subcontractor					
Type of Work	Sewer	Sewer	Sewer	Sewer	NSW
Subcontract Price	68,355.00	47,650.00	418,777.00	34,789.00	17,450.00
Amount Uncompleted	68,355.00	0.00	318,000.00	0.00	17,450.00
Subcontractor					
Type of Work	Landscape	Electrical	Electrical	Irrigation	
Subcontract Price	32,899.00	26,632.00	4,000.00	30,311.00	
Amount Uncompleted	32,899.00	10,000.00	4,000.00	30,311.00	
Subcontractor					
Type of Work	Traffic	Traffic/Signs	Landscape	Electrical	
Subcontract Price	15,528.00	64,526.00	161,232.00	32,877.00	
Amount Uncompleted	15,528.00	20,000.00	161,232.00	15,000.00	
Subcontractor					
Type of Work	Striping	Pavement Marking	Traffic	Landscape	
Subcontract Price	4,496.00	31,758.00	120,338.00	189,284.00	
Amount Uncompleted	4,496.00	31,758.00	80,000.00	189,284.00	
Total Uncompleted	153,040.00	127,762.00	655,845.00	236,405.00	139,346.00

I, being duly sworn, do hereby declare this affidavit is a true and correct statement relating to ALL uncompleted contracts of the undersigned for Federal, State, County, City and private work, including ALL subcontract work, ALL pending low bids not yet awarded or rejected and ALL estimated completion dates


Subscribed and sworn to before me

April 24, 2023


 Notary Public CJ Montalbano


My commission expires: 4/5/2026

(Notary Seal)



Printed 4/24/2023

Type or Print Name Jay Landgraf Asst. Secretary
 Officer or Director Title

Signed 

Company R.W. Dunteman Company

Address 600 S. Lombard Road
Addison, IL 60101



CONTRACT

Affidavit of Availability

For the Letting of 4/28/2023

(Letting date)

Bureau of Construction
2300 South Dirksen Parkway/Room 322
Springfield, Illinois 62764

Instructions: Complete this form by either typing or using black Ink. "Authorization to Bid" will not be issued unless both sides of this form are completed in detail. Use additional forms as needed to list all work.

Part I. Work Under Contract

List below all work you have under contract as either a prime contractor or a subcontractor. It is required to include all pending low bids not yet awarded or rejected. In a joint venture, list only that portion of the work which is the responsibility of your company. The uncompleted dollar value is to be based upon the most recent engineer's or owners estimate, and must include work subcontracted to others. If no work is contracted, show **NONE**.

	2237	2240	2241	2244	2250	
Contract Number						
Contract With	Wood Dale	ICC	Westmont	Oak Park	Western Springs	
Estimated Completion Date	5/23	10/24	7/23	6/23	7/23	
Total Contract Price	5,197,264.00	330,880.00	2,315,060.00	273,799.00	1,430,449.00	Accumulated Totals
Uncompleted Dollar Value if Firm is the Prime Contractor	3,801,497.00		2,315,060.00	273,799.00	1,430,449.00	77,029,325.00
Uncompleted Dollar Value if Firm is the Subcontractor		330,880.00				2,804,783.00
Total Value of All Work						79,834,108.00

Part II. Awards Pending and Uncompleted Work to be done with your own forces.

List below the uncompleted dollar value of work for each contract and awards pending to be completed with your own forces. All work subcontracted to others will be listed on the reverse of this form. In a joint venture, list only that portion of the work to be done by your company. If no work is contracted, show **NONE**.

						Accumulated Totals
Earthwork (200)	25,000.00		143,593.00		161,627.00	6,506,332.00
Portland Cement Concrete Paving (420)					266,695.00	4,854,200.00
HMA Plant Mix (500/540)	1,400,000.00		47,990.00			7,130,017.00
HMA Paving						1,985,000.00
Clean & Seal Cracks/Joints						0.00
Aggregate Bases & Surfaces (300)	100,000.00		56,564.00	3,400.00	37,982.00	2,912,154.00
Highway, R.R. and Waterway Struct (425)						0.00
Drainage (600)						100,000.00
Electrical						0.00
Cover and Seal Coats						0.00
Concrete Construction (400/520)	585,000.00	305,880.00	260,295.00	112,605.00	250,524.00	9,013,978.00
Landscaping (240)						851,379.00
Fencing						0.00
Guardrail						0.00
Painting						0.00
Signing						0.00
Cold Milling, Planning & Rotomilling (270)	393,477.00		8,860.00			1,587,867.00
Demolition						0.00
Pavement Markings (Paint)						0.00
Other Construction (Llist)					6,900.00	1,065,659.00
(field office, trainees, allowances, etc.)	31,224.00		407,350.00		16,360.00	1,085,477.00
Mobilization		25,000.00	164,000.00	29,000.00	120,000.00	2,878,940.00
Totals	2,534,701.00	330,880.00	1,088,452.00	145,005.00	859,088.00	39,770,003.00

Disclosure of this information is **REQUIRED** to accomplish the statutory purpose as outlined in the "Illinois Procurement Code". Failure to comply will result in non-issuance of an "Authorization To Bid." This form has been approved by the State Forms Management Center.

Part III. Work Subcontracted to Others

For each contract described in Part I, list all the work you have subcontracted to others.


	2237	2241	2244	2250	
Subcontractor					
Type of Work	Bit. Prime	Layout	Crack Repair	Landscape	
Subcontract Price	59,786.00	15,000.00	101,175.00	64,154.00	
Amount Uncompleted	59,786.00	15,000.00	101,175.00	64,154.00	
Subcontractor					
Type of Work	Tree Rem.	Tree Rem.	Traffic Control	Non-Spl Waste	
Subcontract Price	8,584.00	3,010.00	16,500.00	35,500.00	
Amount Uncompleted	0.00	3,010.00	16,500.00	35,500.00	
Subcontractor					
Type of Work	Sewer	Brick Paver	Pavt. Marking	Sewer	
Subcontract Price	881,395.00	171,551.00	11,119.00	372,494.00	
Amount Uncompleted	800,000.00	171,551.00	11,119.00	372,494.00	
Subcontractor					
Type of Work	Landscape	Sewer		Traffic Control	
Subcontract Price	35,393.00	187,137.00		78,000.00	
Amount Uncompleted	35,393.00	187,137.00		78,000.00	
Subcontractor					
Type of Work	Traffic	Electrical		Tree Clear	
Subcontract Price	387,250.00	446,248.00		20,013.00	
Amount Uncompleted	350,000.00	446,248.00		20,013.00	
Subcontractor					
Type of Work	Striping	Landscaping		Video	
Subcontract Price	11,617.00	184,517.00		1,200.00	
Amount Uncompleted	11,617.00	184,517.00		1,200.00	
Subcontractor					
Type of Work	Layout	Traffic & Striping			
Subcontract Price	13,950.00	219,145.00			
Amount Uncompleted	10,000.00	219,145.00			
Total Uncompleted	1,266,796.00	1,226,608.00	128,794.00	571,381.00	0.00

I, being duly sworn, do hereby declare this affidavit is a true and correct statement relating to ALL uncompleted contracts of the undersigned for Federal, State, County, City and private work, including ALL subcontract work, ALL pending low bids not yet awarded or rejected and ALL estimated completion dates

Subscribed and sworn to before me

April 24, 2023


 Notary Public CJ Montalbano
 My commission expires: 4/5/2026



Type or Print Name Jay Landgraf Asst. Secretary
Officer or Director Title
 Signed 
 Company R.W. Dunteman Company
 Address 600 S. Lombard Road
Addison, IL 60101



**Illinois Department
of Transportation**

Affidavit of Availability

For the Letting of 4/28/2023

(Letting date)

Bureau of Construction
2300 South Dirksen Parkway/Room 322
Springfield, Illinois 62764

Instructions: Complete this form by either typing or using black ink. "Authorization to Bid" will not be issued unless both sides of this form are completed in detail. Use additional forms as needed to list all work.

Part I. Work Under Contract

List below all work you have under contract as either a prime contractor or a subcontractor. It is required to include all pending low bids not yet awarded or rejected. In a joint venture, list only that portion of the work which is the responsibility of your company. The uncompleted dollar value is to be based upon the most recent engineer's or owners estimate, and must include work subcontracted to others. If no work is contracted, show **NONE**.

	2301	2302	2303	2304	2305	
Contract Number						
Contract With	Oak Park	Downers Grove	Oak Park	Wheaton	Trine Const.	
Estimated Completion Date	8/23	10/23	10/23	200 WD	6/23	
Total Contract Price	2,725,299.00	3,548,470.00	1,074,500.00	3,743,982.00	247,968.00	Accumulated Totals
Uncompleted Dollar Value if Firm is the Prime Contractor	2,725,299.00	3,548,470.00	1,074,500.00	3,743,982.00		88,121,576.00
Uncompleted Dollar Value if Firm is the Subcontractor					247,968.00	3,052,751.00
						91,174,327.00

Part II. Awards Pending and Uncompleted Work to be done with your own forces.

List below the uncompleted dollar value of work for each contract and awards pending to be completed with your own forces. All work subcontracted to others will be listed on the reverse of this form. In a joint venture, list only that portion of the work to be done by your company. If no work is contracted, show **NONE**.

						Accumulated Totals
Earthwork (200)	142,212.00	86,001.00	32,491.00	291,441.00	9,665.00	7,067,142.00
Portland Cement Concrete Paving (420)						4,854,200.00
HMA Plant Mix (500/540)	668,949.00	1,679,424.00	83,556.00	1,000,536.00	11,507.00	10,573,989.00
HMA Paving					995.00	1,985,995.00
Clean & Seal Cracks/Joints						0.00
Aggregate Bases & Surfaces (300)	2,900.00	48,914.00	3,570.00	120,386.00		3,087,924.00
Highway,R.R. and Waterway Struct (426)			20,800.00			20,800.00
Drainage (600)						100,000.00
Electrical						0.00
Cover and Seal Coats						0.00
Concrete Construction (400/520)	496,400.00	524,632.00	148,214.00	118,165.00	219,701.00	10,521,090.00
Landscaping (240)						851,379.00
Fencing						0.00
Guardrail						0.00
Painting						0.00
Signing						0.00
Cold Milling, Planning & Rotomilling (270)	213,120.00	525,381.00	21,816.00	224,264.00		2,572,448.00
Demolition						0.00
Pavement Markings (Paint)						0.00
Other Construction (List)						1,065,659.00
(field office, trainees, allowances, etc.)	72,746.00	3,400.00	50,000.00	2,000.00		1,213,622.00
Mobilization	163,461.00		59,804.00		6,100.00	2,908,305.00
Totals	1,759,787.00	2,867,752.00	420,251.00	1,756,792.00	247,968.00	46,822,553.00

Disclosure of this information is **REQUIRED** to accomplish the statutory purpose as outlined in the "Illinois Procurement Code". Failure to comply will result in non-issuance of an "Authorization To Bid." This form has been approved by the State Forms Management Center.

Part III. Work Subcontracted to Others

For each contract described in Part I, list all the work you have subcontracted to others.

	2301	2302	2303	2303	2304
Subcontractor					
Type of Work	Layout	Bit. Prime/LJS	Brick Paver	Striping	Bit. Prime
Subcontract Price	7,500.00	172,640.00	122,725.00	3,592.00	35,452.00
Amount Uncompleted	7,500.00	172,640.00	122,725.00	3,592.00	35,452.00
Subcontractor					
Type of Work	LJS / Bit. Prime	Landscape	Bit. Prime	Layout	Landscape
Subcontract Price	42,800.00	98,858.00	3,014.00	20,000.00	95,328.00
Amount Uncompleted	42,800.00	98,858.00	3,014.00	20,000.00	95,328.00
Subcontractor					
Type of Work	Sewer	Sewer	Masonry		Sewer
Subcontract Price	337,200.00	223,425.00	50,000.00		748,561.00
Amount Uncompleted	337,200.00	223,425.00	50,000.00		748,561.00
Subcontractor					
Type of Work	Electrical	Traffic Control	Sewer		Concrete
Subcontract Price	116,800.00	155,000.00	21,852.00		813,619.00
Amount Uncompleted	116,800.00	155,000.00	21,852.00		813,619.00
Subcontractor					
Type of Work	Landscape	Striping	Electrical		Traffic Control
Subcontract Price	178,200.00	15,895.00	381,195.00		292,221.00
Amount Uncompleted	178,200.00	15,895.00	381,195.00		292,221.00
Subcontractor					
Type of Work	Traffic	Layout	Landscape		Striping
Subcontract Price	21,265.00	15,000.00	26,916.00		2,009.00
Amount Uncompleted	210,265.00	15,000.00	26,916.00		2,009.00
Subcontractor					
Type of Work	Striping		Traffic Control		
Subcontract Price	72,747.00		24,955.00		
Amount Uncompleted	72,747.00		24,955.00		
Total Uncompleted	965,512.00	680,718.00	630,657.00	23,592.00	1,987,190.00

I, being duly sworn, do hereby declare this affidavit is a true and correct statement relating to ALL uncompleted contracts of the undersigned for Federal, State, County, City and private work, including ALL subcontract work, ALL pending low bids not yet awarded or rejected and ALL estimated completion dates

Subscribed and sworn to before me

April 24, 2023

CJ Montalbano
 Notary Public CJ Montalbano


My commission expires: 4/5/2026

Type or Print Name Jay Landgraf Asst. Secretary
Officer or Director Title

Signed *Jay Landgraf*

Company R.W. Dunteman Company

Address 600 S. Lombard Road
Addison, IL 60101





Bureau of Construction
2300 South Dirksen Parkway/Room 322
Springfield, Illinois 62764

Instructions: Complete this form by either typing or using black ink. "Authorization to Bid" will not be issued unless both sides of this form are completed in detail. Use additional forms as needed to list all work.

Part I. Work Under Contract

List below all work you have under contract as either a prime contractor or a subcontractor. It is required to include all pending low bids not yet awarded or rejected. In a joint venture, list only that portion of the work which is the responsibility of your company. The uncompleted dollar value is to be based upon the most recent engineer's or owners estimate, and must include work subcontracted to others. If no work is contracted, show **NONE**.

	2306	2307	2308	2309	2310	
Contract Number		62J30				
Contract With	Lombard	IDOT	J. Neri Co.	Addison	Addison	
Estimated Completion Date	10/23	10/23	11/23	8/23	6/23	
Total Contract Price	2,864,780.00	2,443,180.00	1,857,547.00	2,063,000.00	476,599.00	Accumulated Totals
Uncompleted Dollar Value if Firm is the Prime Contractor	2,864,780.00	2,443,180.00		2,063,000.00	476,599.00	95,969,135.00
Uncompleted Dollar Value if Firm is the Subcontractor			1,857,547.00			4,910,298.00
Total Value of All Work						100,879,433.00

Part II. Awards Pending and Uncompleted Work to be done with your own forces.

List below the uncompleted dollar value of work for each contract and awards pending to be completed with your own forces. All work subcontracted to others will be listed on the reverse of this form. In a joint venture, list only that portion of the work to be done by your company. If no work is contracted, show **NONE**.

						Accumulated Totals
Earthwork (200)	902,068.00	198,423.00		51,124.00	3,600.00	8,222,357.00
Portland Cement Concrete Paving (420)		56,662.00				4,910,862.00
HMA Plant Mix (500/540)	8,015.00	311,984.00	979,132.00	24,187.00	4,701.00	11,902,008.00
HMA Paving						1,985,995.00
Clean & Seal Cracks/Joints						0.00
Aggregate Bases & Surfaces (300)	52,728.00	44,661.00	15,754.00		7,110.00	3,208,177.00
Highway, R.R. and Waterway Struct (425)				86,884.00		107,684.00
Drainage (600)				60,000.00		160,000.00
Electrical						0.00
Cover and Seal Coats						0.00
Concrete Construction (400/520)	707,573.00	324,466.00	829,973.00	15,410.00	280,255.00	12,678,767.00
Landscaping (240)						851,379.00
Fencing						0.00
Guardrail						0.00
Painting						0.00
Signing						0.00
Cold Milling, Planning & Rotomilling (270)		62,301.00	13,282.00			2,648,031.00
Demolition						0.00
Pavement Markings (Paint)						0.00
Other Construction (List)			19,406.00			1,085,065.00
(field office, trainees, allowances, etc.)	211,330.00			70,154.00	1.00	1,495,107.00
Mobilization		190,879.00		259,813.00		3,358,997.00
Totals	1,881,714.00	1,189,376.00	1,857,547.00	567,572.00	295,667.00	52,614,429.00

Disclosure of this information is **REQUIRED** to accomplish the statutory purpose as outlined in the "Illinois Procurement Code". Failure to comply will result in non-issuance of an "Authorization To Bid." This form has been approved by the State Forms Management Center.

Part III. Work Subcontracted to Others

For each contract described in Part I, list all the work you have subcontracted to others.

	2306	2307	2307	2309	2310
Subcontractor					
Type of Work	Tree Removal	Bit. Prime/LJS	Striping	Masonry	Tree Removal
Subcontract Price	9,507.00	26,127.00	16,662.00	53,700.00	2,425.00
Amount Uncompleted	9,507.00	26,127.00	16,662.00	53,700.00	2,425.00
Subcontractor					
Type of Work	Brick Paver	Tree Removal	Non-Spl	Brick Paver	Concrete
Subcontract Price	302,262.00	8,055.00	73,400.00	296,670.00	94,300.00
Amount Uncompleted	302,262.00	8,055.00	73,400.00	296,670.00	94,300.00
Subcontractor					
Type of Work	Sewer	Sewer	Sewer Clean	Irrigation	Sewer
Subcontract Price	313,187.00	232,876.00	4,350.00	123,450.00	58,003.00
Amount Uncompleted	313,187.00	232,876.00	4,350.00	123,450.00	58,003.00
Subcontractor					
Type of Work	Electrical	Electrical		Electrical	Landscape
Subcontract Price	94,729.00	629,521.00		690,154.00	12,300.00
Amount Uncompleted	94,729.00	629,521.00		690,154.00	12,300.00
Subcontractor					
Type of Work	Landscape	Landscape		Landscape	Traffic Control
Subcontract Price	11,832.00	40,041.00		170,264.00	7,824.00
Amount Uncompleted	11,832.00	40,041.00		170,264.00	7,824.00
Subcontractor					
Type of Work	Traffic Control	Fence		Fence	Striping
Subcontract Price	247,000.00	16,076.00		160,490.00	2,830.00
Amount Uncompleted	247,000.00	16,076.00		160,490.00	2,830.00
Subcontractor					
Type of Work	Striping	Traffic Control		Striping	Non-Spl
Subcontract Price	4,549.00	206,696.00		700.00	3,250.00
Amount Uncompleted	4,549.00	206,696.00		700.00	3,250.00
Total Uncompleted	983,086.00	1,159,392.00	94,412.00	1,495,428.00	180,932.00

I, being duly sworn, do hereby declare this affidavit is a true and correct statement relating to ALL uncompleted contracts of the undersigned for Federal, State, County, City and private work, including ALL subcontract work, ALL pending low bids not yet awarded or rejected and ALL estimated completion dates


Subscribed and sworn to before me

April 24, 2023


 Notary Public CJ Montalbano


My commission expires: 4/5/2026

Type or Print Name Jay Landgraf Asst. Secretary
Officer or Director Title

Signed 

Company R.W. Dunteman Company

Address 600 S. Lombard Road
Addison, IL 60101




RETURN WITH BID

**BIDDER'S MATERIAL PROCUREMENT
CERTIFICATION FORM**


R. W. Dunteman Company _____ (Name of Bidder), having submitted a bid on a contract for the **MICHIGAN AVENUE AND VERMONT STREET IMPROVEMENTS** to the VILLAGE, hereby certifies that said BIDDER has contacted all necessary subcontractors, material suppliers, vendors, etc. and has confirmed that materials are available upon request to complete said project within the contract time stated in the bid documents: **substantial completion in 65 calendar days and final completion by September 15, 2023**. Below, the BIDDER shall disclose to the VILLAGE all material procurement delays known at the time of bid:

Subcontractor/Material Supplier/Vendor	Material	Projected Lead Time
None		

By: 
Authorized Agent of BIDDER
Roland W. Dunteman, President

Subscribed and sworn to before me this 25 day of April, 2023.


Notary Public



The VILLAGE reserves the right to reject any or all bids, and to waive technicalities in bidding. The VILLAGE reserves the right to reject the bid of any BIDDER who fails to complete this form. The VILLAGE reserves the right to terminate the contract at any time if the awarded BIDDER cannot complete the project by the completion date listed in the bid documents.

OWNER COPY

CONTRACT



OFFICE OF THE ILLINOIS SECRETARY OF STATE

Alexi Giannoulis
Secretary of State



Corporation/LLC Search/Certificate of Good Standing

Corporation File Detail Report

File Number	31215034
Entity Name	R. W. DUNTEMAN COMPANY
Status	ACTIVE

Entity Information	
Entity Type	CORPORATION
Type of Corp	DOMESTIC BCA
Incorporation Date (Domestic)	Thursday, 12 May 1949
State	ILLINOIS
Duration Date	PERPETUAL

Agent Information	
Name	ROLAND W DUNTEMAN
Address	600 S LOMBARD ADDISON, IL 60101
Change Date	Monday, 24 May 2004

Annual Report	
Filing Date	Thursday, 4 May 2023
For Year	2023

Officers	
President Name & Address	ROLAND DUNTEMAN 600 SOUTH LOMBARD RD ADDISON 60101
Secretary Name & Address	MATTHEW DUNTEMAN SAME

[Return to Search](#)

[File Annual Report](#)

[Adopting Assumed Name](#)

[Articles of Amendment Effecting A Name Change](#)

[Change of Registered Agent and/or Registered Office](#)

[Purchase Certificate of Good Standing](#)

(One Certificate per Transaction)

OWNER COPY

CONTRACT



CONTRACT

RW DUNTEMAN CO

Unique Entity ID CT6SK3SVVDU1	CAGE / NUAGE 0MR50	Purpose of Registration All Awards
Registration Status Active Registration	Expiration Date Jan 13, 2024	
Physical Address 600 S Lombard RD Addison, Illinois 60101-4206 United States	Mailing Address 600 South Lombard Road Addison, Illinois 60101-4206 United States	

Business Information

Doing Business as (blank)	Division Name (blank)	Division Number (blank)
Congressional District Illinois 08	State / Country of Incorporation Illinois / United States	URL https://www.rwdco.com

Registration Dates

Activation Date Jan 18, 2023	Submission Date Jan 13, 2023	Initial Registration Date May 3, 2001
--	--	---

Entity Dates

Entity Start Date Jan 1, 1927	Fiscal Year End Close Date Dec 22
---	---

Immediate Owner

CAGE (blank)	Legal Business Name (blank)
------------------------	---------------------------------------

Highest Level Owner

CAGE (blank)	Legal Business Name (blank)
------------------------	---------------------------------------

Executive Compensation

In your business or organization's preceding completed fiscal year, did your business or organization (the legal entity to which this specific SAM record, represented by a Unique Entity ID, belongs) receive both of the following: 1. 80 percent or more of your annual gross revenues in U.S. federal contracts, subcontracts, loans, grants, subgrants, and/or cooperative agreements and 2. \$25,000,000 or more in annual gross revenues from U.S. federal contracts, subcontracts, loans, grants, subgrants, and/or cooperative agreements?

No

Does the public have access to information about the compensation of the senior executives in your business or organization (the legal entity to which this specific SAM record, represented by a Unique Entity ID, belongs) through periodic reports filed under section 13(a) or 15(d) of the Securities Exchange Act of 1934 (15 U.S.C. 78m(a), 78o(d)) or section 6104 of the Internal Revenue Code of 1986?

Not Selected

Proceedings Questions

Is your business or organization, as represented by the Unique Entity ID on this entity registration, responding to a Federal procurement opportunity that contains the provision at FAR 52.209-7, subject to the clause in FAR 52.209-9 in a current Federal contract, or applying for a Federal grant opportunity which contains the award term and condition described in 2 C.F.R. 200 Appendix XII?

No

Does your business or organization, as represented by the Unique Entity ID on this specific SAM record, have current active Federal contracts and/or grants with total value (including any exercised/unexercised options) greater than \$10,000,000?

Not Selected

Within the last five years, had the business or organization (represented by the Unique Entity ID on this specific SAM record) and/or any of its principals, in connection with the award to or performance by the business or organization of a Federal contract or grant, been the subject of a Federal or State (1) criminal proceeding resulting in a conviction or other acknowledgment of fault; (2) civil proceeding resulting in a finding of fault with a monetary fine, penalty, reimbursement, restitution, and/or damages greater than \$5,000, or other acknowledgment of fault; and/or (3) administrative proceeding resulting in a finding of fault with either a monetary fine or penalty greater than \$5,000 or reimbursement, restitution, or damages greater than \$100,000, or other acknowledgment of fault?

Not Selected

OWNER COPY**CONTRACT**

Active Exclusions Records?

No

SAM Search Authorization

I authorize my entity's non-sensitive information to be displayed in SAM public search results:

Yes

Entity Types**Business Types**

Entity Structure

Corporate Entity (Not Tax Exempt)

Entity Type

Business or Organization

Organization Factors

(blank)

Profit Structure

For Profit Organization**Socio-Economic Types**

Check the registrant's Reqs & Certs, if present, under FAR 52.212-3 or FAR 52.219-1 to determine if the entity is an SBA-certified HUBZone small business concern. Additional small business information may be found in the SBA's Dynamic Small Business Search if the entity completed the SBA supplemental pages during registration.

Financial Information

Accepts Credit Card Payments

No

Debt Subject To Offset

No

EFT Indicator

0000

CAGE Code

0MR50**Electronic Funds Transfer**

Account Type

Checking

Routing Number

******0013**

Lock Box Number

(blank)

Financial Institution

JPMORGAN CHASE BANK, NA

Account Number

******1118****Automated Clearing House**

Phone (U.S.)

6309531500

Email

rdunteman@rwdco.com

Phone (non-U.S.)

(blank)

Fax

6309320994**Remittance Address****R.W. DUNTEMAN COMPANY****600 S Lombard RD****Addison, Illinois 60101****United States****Taxpayer Information**

EIN

******0857**

Type of Tax

Applicable Federal Tax

Taxpayer Name

R W Dunteman Company

Tax Year (Most Recent Tax Year)

2021

Name/Title of Individual Executing Consent

President ,

TIN Consent Date

Jan 13, 2023

Address

600 S Lombard RD**Addison, Illinois 60101**

Signature

ROLAND DUNTEMAN**Points of Contact****Accounts Receivable POC**

✎

Roland Dunteman, President**rdunteman@rwdco.com****6309531500**

OWNER COPY

CONTRACT

✎
Roland Dunteman
 rdunteman@rwdco.com
 6309531500

600 South Lombard Road
Addison, Illinois 60101
United States

Government Business

✎
Roland Dunteman
 rdunteman@rwdco.com
 6309531500

600 South Lombard Road
Addison, Illinois 60101
United States

Service Classifications

NAICS Codes

Primary	NAICS Codes	NAICS Title
Yes	237310	Highway, Street, And Bridge Construction

Size Metrics

IGT Size Metrics

Annual Revenue (from all IGTs)
 (blank)

Worldwide

Annual Receipts (in accordance with 13 CFR 121)	Number of Employees (in accordance with 13 CFR 121)
\$70,000,000.00	80

Location

Annual Receipts (in accordance with 13 CFR 121)	Number of Employees (in accordance with 13 CFR 121)
(blank)	(blank)

Industry-Specific

Barrels Capacity	Megawatt Hours	Total Assets
(blank)	(blank)	(blank)

Electronic Data Interchange (EDI) Information

This entity did not enter the EDI information

Disaster Response

Yes, this entity appears in the disaster response registry.

Bonding Levels	Dollars
(blank)	(blank)

States	Counties	Metropolitan Statistical Areas
Illinois	(blank)	(blank)

OWNER COPY

CONTRACT

INDEX
FOR
SUPPLEMENTAL SPECIFICATIONS
AND RECURRING SPECIAL PROVISIONS

Adopted January 1, 2023

This index contains a listing of SUPPLEMENTAL SPECIFICATIONS, frequently used RECURRING SPECIAL PROVISIONS, and LOCAL ROADS AND STREETS RECURRING SPECIAL PROVISIONS.

ERRATA Standard Specifications for Road and Bridge Construction
(Adopted 1-1-22) (Revised 1-1-23)

SUPPLEMENTAL SPECIFICATIONS

<u>Std. Spec. Sec.</u>	<u>Page No.</u>
202 Earth and Rock Excavation	1
204 Borrow and Furnished Excavation.....	2
207 Porous Granular Embankment	3
211 Topsoil and Compost	4
407 Hot-Mix Asphalt Pavement (Full-Depth)	5
420 Portland Cement Concrete Pavement	6
502 Excavation for Structures	7
509 Metal Railings	8
540 Box Culverts	9
542 Pipe Culverts	29
586 Granular Backfill for Structures	34
644 High Tension Cable Median Barrier	35
782 Reflectors	36
801 Electrical Requirements	38
821 Roadway Luminaires	40
1003 Fine Aggregates	41
1004 Coarse Aggregates	42
1020 Portland Cement Concrete	43
1030 Hot-Mix Asphalt	44
1067 Luminaire	45
1097 Reflectors	52

Check Sheet for Recurring Special Provisions

Local Public Agency	County	Section Number
Village of Villa Park	DuPage	

Check this box for lettings prior to 01/01/2023.

The Following Recurring Special Provisions Indicated By An "X" Are Applicable To This Contract And Are Included By Reference:

Check Sheet #	Recurring Special Provisions	Page No.
1	<input type="checkbox"/> Additional State Requirements for Federal-Aid Construction Contracts	53
2	<input type="checkbox"/> Subletting of Contracts (Federal-Aid Contracts)	56
3	<input type="checkbox"/> EEO	57
4	<input type="checkbox"/> Specific EEO Responsibilities Non Federal-Aid Contracts	67
5	<input type="checkbox"/> Required Provisions - State Contracts	72
6	<input type="checkbox"/> Asbestos Bearing Pad Removal	78
7	<input type="checkbox"/> Asbestos Waterproofing Membrane and Asbestos HMA Surface Removal	79
8	<input type="checkbox"/> Temporary Stream Crossings and In-Stream Work Pads	80
9	<input checked="" type="checkbox"/> Construction Layout Stakes	81
10	<input type="checkbox"/> Use of Geotextile Fabric for Railroad Crossing	84
11	<input type="checkbox"/> Subsealing of Concrete Pavements	86
12	<input type="checkbox"/> Hot-Mix Asphalt Surface Correction	90
13	<input type="checkbox"/> Pavement and Shoulder Resurfacing	92
14	<input type="checkbox"/> Patching with Hot-Mix Asphalt Overlay Removal	93
15	<input type="checkbox"/> Polymer Concrete	95
16	<input type="checkbox"/> Reserved	97
17	<input type="checkbox"/> Bicycle Racks	98
18	<input type="checkbox"/> Temporary Portable Bridge Traffic Signals	100
19	<input type="checkbox"/> Nighttime Inspection of Roadway Lighting	102
20	<input type="checkbox"/> English Substitution of Metric Bolts	103
21	<input type="checkbox"/> Calcium Chloride Accelerator for Portland Cement Concrete	104
22	<input type="checkbox"/> Quality Control of Concrete Mixtures at the Plant	105
23	<input checked="" type="checkbox"/> Quality Control/Quality Assurance of Concrete Mixtures	113
24	<input type="checkbox"/> Reserved	129
25	<input type="checkbox"/> Reserved	130
26	<input type="checkbox"/> Temporary Raised Pavement Markers	131
27	<input type="checkbox"/> Restoring Bridge Approach Pavements Using High-Density Foam	132
28	<input type="checkbox"/> Portland Cement Concrete Inlay or Overlay	135
29	<input type="checkbox"/> Portland Cement Concrete Partial Depth Hot-Mix Asphalt Patching	139
30	<input type="checkbox"/> Longitudinal Joint and Crack Patching	142
31	<input type="checkbox"/> Concrete Mix Design - Department Provided	144
32	<input type="checkbox"/> Station Numbers in Pavements or Overlays	145

OWNER COPY

Local Public Agency

County

CONTRACT

Section Number

Village of Villa Park

DuPage

The Following Local Roads And Streets Recurring Special Provisions Indicated By An "X" Are Applicable To This Contract And Are Included By Reference:

Local Roads And Streets Recurring Special Provisions

<u>Check Sheet #</u>			<u>Page No.</u>
LRS 1		Reserved	147
LRS 2	<input type="checkbox"/>	Furnished Excavation	148
LRS 3	<input checked="" type="checkbox"/>	Work Zone Traffic Control Surveillance	149
LRS 4	<input checked="" type="checkbox"/>	Flaggers in Work Zones	150
LRS 5	<input checked="" type="checkbox"/>	Contract Claims	151
LRS 6	<input type="checkbox"/>	Bidding Requirements and Conditions for Contract Proposals	152
LRS 7	<input type="checkbox"/>	Bidding Requirements and Conditions for Material Proposals	158
LRS 8		Reserved	164
LRS 9	<input type="checkbox"/>	Bituminous Surface Treatments	165
LRS 10		Reserved	169
LRS 11	<input type="checkbox"/>	Employment Practices	170
LRS 12	<input checked="" type="checkbox"/>	Wages of Employees on Public Works	172
LRS 13	<input type="checkbox"/>	Selection of Labor	174
LRS 14	<input type="checkbox"/>	Paving Brick and Concrete Paver Pavements and Sidewalks	175
LRS 15	<input checked="" type="checkbox"/>	Partial Payments	178
LRS 16	<input checked="" type="checkbox"/>	Protests on Local Lettings	179
LRS 17	<input checked="" type="checkbox"/>	Substance Abuse Prevention Program	180
LRS 18	<input type="checkbox"/>	Multigrade Cold Mix Asphalt	181
LRS 19	<input type="checkbox"/>	Reflective Crack Control Treatment	182

OWNER COPY

CONTRACT

**MICHIGAN AVENUE AND VERMONT STREET
IMPROVEMENTS
VILLAGE OF VILLA PARK**

INDEX OF SPECIAL PROVISIONS

TITLE	PAGE NO.
DEFINITIONS	1
LOCATION OF PROJECT	1
DESCRIPTION OF PROJECT	1
GENERAL SPECIAL PROVISIONS	2
QUALIFICATIONS OF BIDDERS.....	2
CDBG BIDDING REQUIREMENTS	5
BID PRICE LIMITATIONS.....	5
BIDS TO REMAIN SUBJECT TO ACCEPTANCE.....	5
SUBCONTRACTING	6
INSURANCE.....	6
PERMITS.....	7
INCREASED OR DECREASED QUANTITIES.....	7
MOBILIZATION.....	7
PORTABLE TOILET	8
PROGRESS SCHEDULE	8
WORKING DAYS.....	9
WORKING HOURS	9
PROGRESS MEETINGS	9
CONTRACT TIME	10
FAILURE TO COMPLETE THE WORK ON TIME.....	10
MONIES DUE TO OWNER.....	11
PAY REQUESTS	11
PARTIAL PAYMENTS	12
HOLIDAYS.....	12
PUBLIC CONVENIENCE AND SAFETY (D-1).....	12
CONFLICTS WITH UTILITIES	13
OPERATION OF WATER DISTRIBUTION FACILITIES	13
CONSTRUCTION SAFETY AND HEALTH STANDARDS	13

**MICHIGAN AVENUE AND VERMONT STREET
IMPROVEMENTS
VILLAGE OF VILLA PARK**

FINAL INSPECTION 14

MAINTENANCE WARRANTY 14

MAINTENANCE OF ROADWAYS 15

KEEPING ROADS OPEN TO TRAFFIC..... 15

WORK ADJACENT TO JEFFERSON MIDDLE SCHOOL..... 15

WINTER WORK..... 16

RESPONSIBILITY FOR VANDALISM..... 16

WORK ON COLLECTOR STREETS 16

USE OF FIRE HYDRANTS 17

TRENCH BACKFILL AND PIPE BEDDING..... 18

EXCAVATION AND BACKFILLING OF DRAINAGE AND UTILITY STRUCTURES..... 19

SALVAGE AND DISPOSAL OF EXISTING MATERIALS..... 19

FRAMES, GRATES AND LIDS 19

ADJUSTING RINGS 20

DATE OF MANUFACTURE 21

IRON, STEEL, COPPER, AND BRASS PRODUCTS..... 21

PROTECTION OF EXISTING DRAINAGE FACILITIES DURING CONSTRUCTION..... 21

ABANDON EXISTING WATER MAIN 22

ABANDON EXISTING SEWERS 22

EXISTING SEWER REMOVAL..... 23

WATER SYSTEM LEAK DETECTION TESTING..... 23

PLUGGING EXISTING MANHOLES AND PIPES 23

IEPA CLEAN CONSTRUCTION AND DEMOLITION DEBRIS (CCDD) 24

SOIL BORINGS AND WASTE DISPOSAL REPORTS..... 24

PRICE QUOTATIONS AND CHANGE ORDERS..... 24

MATERIAL AND EQUIPMENT STORAGE 25

CONSTRUCTION NOTICES 25

BITUMINOUS MATERIALS 25

TEST STRIPS..... 26

PORTLAND CEMENT CONCRETE PAVEMENTS AND SIDEWALKS..... 26

**MICHIGAN AVENUE AND VERMONT STREET
IMPROVEMENTS
VILLAGE OF VILLA PARK**

TREE CARE26

TREE DAMAGE.....26

DROP HAMMERS28

MATERIAL ORDERS.....28

PAY ITEM SPECIAL PROVISIONS.....29

PAY ITEM #1 – TREE TRUNK PROTECTION.....29

PAY ITEM #2 – TREE ROOT PRUNING29

PAY ITEM #5 – TRENCH BACKFILL.....29

PAY ITEM #8 – INLET FILTERS.....30

PAY ITEM #10 – BITUMINOUS MATERIALS (TACK COAT).....30

PAY ITEM #13 – PORTLAND CEMENT CONCRETE DRIVEWAY PAVEMENT31

PAY ITEM #14 – PORTLAND CEMENT CONCRETE SIDEWALK 5 INCH.....32

PAY ITEM #15 – DETECTABLE WARNINGS.....32

PAY ITEM #16 – PAVEMENT REMOVAL.....33

PAY ITEM #17 – DRIVEWAY PAVEMENT REMOVAL.....33

PAY ITEM #18 – COMBINATION CURB AND GUTTER REMOVAL34

PAY ITEM #19– SIDEWALK REMOVAL.....34

PAY ITEM #20-22 – DUCTILE IRON WATER MAIN.....35

PAY ITEM #23 & 24 – WATER VALVES.....39

PAY ITEM #25 – ADJUSTING SANITARY SEWERS, 8-INCH DIAMETER OR LESS40

PAY ITEM #26 – FIRE HYDRANT WITH AUXILIARY VALVE AND VALVE BOX41

PAY ITEM #27 & 28 – CATCH BASINS44

PAY ITEM #29 & 30 – VALVE VAULTS, TYPE A44

PAY ITEM #31 – COMBINATION CONCRETE CURB AND GUTTER, TYPE B-6.1245

PAY ITEM #32 – NON-SPECIAL WASTE DISPOSAL47

PAY ITEM #36 – VALVE VAULTS TO BE ABANDONED47

PAY ITEM #37 – EXPLORATION TRENCH, SPECIAL.....48

PAY ITEM #38 & 39 – WATER MAIN LINE STOP49

PAY ITEM #40 – SANITARY MANHOLES TO BE ADJUSTED.....50

PAY ITEM #41 – TRAFFIC CONTROL AND PROTECTION (SPECIAL)50

**MICHIGAN AVENUE AND VERMONT STREET
IMPROVEMENTS
VILLAGE OF VILLA PARK**

PAY ITEM #42 – HOT MIX ASPHALT DRIVEWAY PAVEMENT 51
PAY ITEM #43 – CONSTRUCTION LAYOUT 51
PAY ITEM #44 – DRAINAGE & UTILITY STRUCTURES TO BE ADJUSTED 54
PAY ITEM #45 – DRAINAGE STRUCTURE TO BE REMOVED 54
PAY ITEM #46 – CLASS B PATCHES, SPECIAL, 7” 55
PAY ITEM #47 – CONTINGENCY ALLOWANCE 56
PAY ITEM #48 – EARTH EXCAVATION (ROADWAY) 57
PAY ITEM #49 – PARKWAY RESTORATION – SODDING, SALT TOLERANT 57
PAY ITEM #50 – PARKWAY RESTORATION – TOPSOIL FURNISH AND PLACE, 4” 58
PAY ITEM #51 – PRE-CONSTRUCTION VIDEO RECORDING 58
PAY ITEM #52 – PROJECT SIGN 61
PAY ITEM #53 – SANITARY SERVICE CONNECTION 62
PAY ITEM #54 – SANITARY SERVICE REPLACEMENT 63
PAY ITEM #55 – SANITARY SEWER SERVICE CHECK VALVE 64
PAY ITEM #56 – SANITARY SEWER SERVICE CLEANOUT 66
PAY ITEM #57 – SEWER SERVICE FRAME AND LID 67
PAY ITEM #58 – SHUTDOWN WATER MAIN CONNECTION 68
PAY ITEM #59 - STORM SEWERS, PVC 69
PAY ITEM #60 – STORM SEWERS, RUBBER GASKET, CLASS A (RCP) 70
PAY ITEM #61 – TEMPORARY STONE 70
PAY ITEM #62 – TREE PRUNING 71
PAY ITEM #63 – VALVE BOXES TO BE ABANDONED 71
PAY ITEM #64 – WATER SERVICE (LEAD) – ASBESTOS ABATEMENT 72
PAY ITEM #65 – WATER SERVICE (LEAD) – INTERIOR RESTORATION 73
PAY ITEM #66 – WATER SERVICE CURB BOX 74
PAY ITEM #67 – WATER SERVICE LINE (PRIVATE) – LEAD SERVICE REPLACEMENT 75
PAY ITEM #68 & 69 – WATER SERVICE LINE (PUBLIC) 77
PAY ITEM #70 – WATER USAGE CREDIT 80
PAY ITEM #71 – WATER USAGE DEDUCTION 80
ADJUSTMENTS AND RECONSTRUCTIONS 82

**MICHIGAN AVENUE AND VERMONT STREET
IMPROVEMENTS
VILLAGE OF VILLA PARK**

FRICTION AGGREGATE (D-1)83

GROUND TIRE RUBBER (GTR) MODIFIED ASPHALT BINDER (D-1).....86

BDE SPECIAL PROVISIONS

LR 102-2

LR 105

LR 107-4

LR 107-7

LR 109

LR 1030-2

IDOT HIGHWAY STANDARDS

APPENDIX A – COMMUNITY DEVELOPMENT BLOCK GRANT (CDBG) FORMS

APPENDIX B – IRMA CONTRACTUAL INSURANCE GUIDELINES

APPENDIX C – VILLAGE OF VILLA PARK ORDINANCE 3733

APPENDIX D – IEPA LPC-663 FORM

APPENDIX E – SOIL BORINGS

APPENDIX F – VILLAGE OF VILLA PARK WATER WORK PROCEDURES

**MICHIGAN AVENUE AND VERMONT STREET
IMPROVEMENTS
VILLAGE OF VILLA PARK**

SPECIAL PROVISIONS

The following Special Provisions supplement the “Standard Specifications for Road and Bridge Construction”, adopted January 1, 2022 (referred to hereinafter as the “Standard Specifications”); the “Supplemental Specifications and Recurring Special Provisions”, adopted January 1, 2023; the “Illinois Manual on Uniform Traffic Control Devices For Streets and Highways”, latest edition (referred to hereinafter as the “IMUTCD”); and the “Standard Specifications for Water and Sewer Construction in Illinois”, latest edition (referred to hereinafter as the “Water and Sewer Specifications”). In case of conflict with any part or parts of said Specifications, these Special Provisions shall take precedence and shall govern. Where no conflict exists, the said Specifications shall apply to this Contract as if repeated in their entirety herein.

DEFINITIONS

Contractor. The individual, firm, partnership, joint venture, or corporation contracting with the Village of Villa Park for performance of prescribed work.

Department, Owner or Village. The Village of Villa Park, DuPage County, Illinois.

Engineer. The Resident Engineer who is the authorized representative of the Village of Villa Park in immediate charge of the engineering details of a construction project.

LOCATION OF PROJECT

This project is located on Michigan Avenue from Plymouth Street to Vermont Street and Vermont Street from Wisconsin Avenue to Michigan Avenue in the Village of Villa Park.

DESCRIPTION OF PROJECT

This project consists of the reconstruction of Michigan Avenue including pavement removal, aggregate base course, Hot-Mix Asphalt Binder Course, Hot-Mix Asphalt Surface Course, curb and gutter installation, sidewalk removal and replacement, driveway pavement removal and replacement and parkway restoration. The project will also consist of installing approximately 1,115 linear feet of 8” water main, including fire hydrants, valves and water services, adjusting sanitary services, and storm sewer removal and replacement.

**MICHIGAN AVENUE AND VERMONT STREET
IMPROVEMENTS
VILLAGE OF VILLA PARK**

GENERAL SPECIAL PROVISIONS

QUALIFICATIONS OF BIDDERS

Bidders will comply with all applicable Federal, State and local laws and requirements, and will further meet the qualifications prescribed in this and other applicable portions of these provisions.

Bidder, in submitting a Bid, certifies that Bidder is in compliance with all applicable Federal, State and local laws and requirements, and that Bidder further meets the qualifications prescribed in this and other applicable portions of these provisions. Engineer's determination as to the compliance and qualifications of the Bidder will be final, and Bidder, in submitting a Bid, agrees to be bound by that determination.

Bidder, in submitting a Bid, certifies that Bidder is in compliance with the following requirements and qualifications. Bidder further certifies that Bidder is able to provide written evidence of Bidder's compliance with the following requirements and qualifications. Bidder shall, upon request by Engineer, submit such written evidence within five (5) calendar days of the Engineer's request, as well as any other written evidence which Engineer may deem necessary for the purpose of evaluating Bidder's qualifications.

Failure of the Bidder to respond and/or submit any and all written evidence requested by the Engineer within five (5) calendar days from the request shall be cause for rejection of the Bid and the forfeiture of the Bid Bond which shall become the property of the Village, as liquidation of damages. Award may then be made to the next lowest responsible bidder, re-advertised and re-Bid, or otherwise, as the Engineer may decide is in the best interest of the Village.

- (a) Bidder shall be qualified to do business in the State of Illinois.
- (b) Bidder shall possess either a valid Federal Employer Tax Identification Number (FEIN) or a valid Social Security Number (SSN).
- (c) Bidder shall be able to provide a street address and description of the Bidder's place of business, and the mailing address of the business, if different from the street address.
- (d) Bidder shall be able to provide the number of years Bidder has been engaged in the contracting business under the present firm name, and the name of the state where incorporated.
- (e) Bidder shall be able to provide a list of the property and equipment available to the Bidder.

**MICHIGAN AVENUE AND VERMONT STREET
IMPROVEMENTS
VILLAGE OF VILLA PARK**

- (f) Bidder shall be able to provide a financial statement demonstrating that the Bidder has the financial resources to meet all obligations related to the Work.
- (g) Bidder shall maintain insurance policies with the coverages required by the Contract, and with the minimum limits of coverage required by the Contract. Bidder shall be able to provide current certificate(s) of insurance for the insurance policies held by Bidder, demonstrating that Bidder holds insurance policies with the coverages required by the contract, and with the minimum limits of coverage required by the Contract.
- (h) Bidder shall have constructed a minimum of three (3) projects of a similar nature in the immediate past five (5) years. Bidder shall be able to provide a list of all projects of a similar nature constructed by Bidder in the immediate past five (5) years, which list shall contain the minimum of three (3) such projects, which list shall provide a description and the location(s) of all such projects, and shall contain the Bidder's performance record and references, as well as the names and current contact information, including addresses and telephone numbers, of persons who acted as owners' representatives for those projects and who have knowledge of those projects, and whom Bidder agrees the Village may contact for the purpose of verifying Bidder's performance and references.
- (i) Bidder shall be able to provide a list of three (3) references (name, address and telephone number) with knowledge of the integrity and business practices of the bidder. Such references may not be persons who have been employed by Bidder as employees.
- (j) Bidder shall be able to provide a list of projects presently under Contract, the awarded Contract amount of each, the approximate adjusted Contract amount of each (if applicable), and the dollar amount or percent of completion of each.
- (k) Bidder shall be able to provide a list of Contracts which have resulted in lawsuits, whether against Bidder as a prime contractor, against Bidder as a subcontractor, or against Bidder as a party in any other capacity; or against subcontractors or suppliers performing work for Bidder or under Contract held by Bidder.
- (l) Bidder shall be able to provide a list of Contracts defaulted.
- (m) Bidder shall be able to provide a statement indicating whether Bidder has ever filed bankruptcy.
- (n) Bidder shall be able to provide a list of all officers of the firm, which list shall also indicate those officers who, while in the employ of the firm or in the

**MICHIGAN AVENUE AND VERMONT STREET
IMPROVEMENTS
VILLAGE OF VILLA PARK**

employ of previous firms, were associated with Contracts which resulted in lawsuits, Contracts defaulted, or firms which filed for bankruptcy.

- (o) Bidder shall maintain personnel guaranteed to be employed in the responsible charge of the Work, which personnel possess sufficient technical experience to ensure the satisfactory completion of the Work. Bidder shall be able to provide the names and technical experience of such personnel, as well as statements as to whether the personnel have or have not performed satisfactorily on other contracts of like nature and magnitude or comparable difficulty at similar rate of progress.
- (p) Bidder shall be able to provide a list of subcontractors and suppliers anticipated to be employed by Bidder for the purpose of completing the Work, including the firm name, street address and description of place of business; mailing address of business (if different); phone, fax and e-mail contact information of business; name of primary contact; and a list of any projects or contracts for which Bidder currently owes monies to said firm, which list shall include a description of the project or contract, the amount currently due to said firm, the period of time for which those monies have been owed, and the expected date of payment of those monies.
- (q) Bidder shall participate in active apprenticeship and training programs approved by and registered with the United States Department of Labor Bureau of Apprenticeship and Training for each of the trades of work contemplated under the Contract. Bidder shall be able to provide evidence of Bidder's participation in such apprenticeship and training programs.
- (r) Bidder shall only employ subcontractors who meet the requirements prescribed in this section and other sections of these specifications.
- (s) Bidder shall be able to provide such other information as may assist the Village in determining whether the Bidder is adequately prepared to fulfill the Contract.
- (t) Bidder shall provide documentation of registration with SAM via the sam.gov webpage with their bid.
- (u) Bidder shall provide a certificate of Good Standing with the Illinois Secretary of State with their bid.

These requirements and qualifications are not intended to discourage bidding, to make it difficult for qualified Bidders to submit Bids, or to discourage beginning contractors. The purpose of these requirements and qualifications is to allow the Village to obtain sufficient information about Bidder's financial state, available equipment, personnel, and previous work experience so that the Village may mitigate the hazards involved in

**MICHIGAN AVENUE AND VERMONT STREET
IMPROVEMENTS
VILLAGE OF VILLA PARK**

awarding contracts to parties who may not be qualified to perform the Work as specified.

A copy of Village of Villa Park Ordinance No. 3733, amending the requirements of bidders for construction projects, is provided as Appendix C

CDBG BIDDING REQUIREMENTS

This project is partially funded with a Community Development Block Grant (CDBG) through DuPage County. All bidders must submit completed/signed original copies of the DuPage County Community Development Commission (CDC) Conditions Form and Conflict of Interest Disclosure Form. In addition, all bidders shall familiarize themselves with the DuPage County CDC Federal Requirements Booklet located in Appendix A. As noted above, all bidders shall provide documentation of SAM registration and certificate of Good Standing with the Illinois Secretary of State with their bid.

BID PRICE LIMITATIONS

The bid price for TRAFFIC CONTROL AND PROTECTION, (SPECIAL) shall not exceed 5 percent of the total bid price. If the bid price for TRAFFIC CONTROL AND PROTECTION, (SPECIAL) exceeds 5 percent of the total bid price, the Village may reject the Bid.

The bid price for CONSTRUCTION LAYOUT shall not exceed 2 percent of the total bid price. If the bid price for CONSTRUCTION LAYOUT exceeds 2 percent of the total bid price, the Village may reject the Bid.

The bid price for PRE-CONSTRUCTION VIDEO RECORDING shall not exceed 1 percent of the total bid price. If the bid price for PRE-CONSTRUCTION VIDEO RECORDING exceeds 1 percent of the total bid price, the Village may reject the Bid.

Bidder, in submitting a Bid, certifies that the Bid is in compliance with these requirements. The Village's determination as to whether or not to reject a Bid that does not comply with these requirements will be final, and Bidder, in submitting a Bid, agrees to be bound by that determination.

BIDS TO REMAIN SUBJECT TO ACCEPTANCE

All bids shall remain subject to acceptance by the Village for a period of 60 calendar days from the date of the bid opening. The Village may extend the acceptance period by up to an additional 60 calendar days upon written notice to all bidders by the Village.

**MICHIGAN AVENUE AND VERMONT STREET
IMPROVEMENTS
VILLAGE OF VILLA PARK**

The Village may, in its sole discretion, release any bid and return the bid bond prior to the end of the acceptance period.

SUBCONTRACTING

Add the following to the end of the first paragraph of Article 108.01 of the Standard Specifications:

“Should Contractor fail to respond to such request for proof from Engineer or should Engineer determine that Contractor’s response to such request is not sufficient to prove that a proposed subcontractor has the experience, ability, and equipment the work requires, Engineer may prohibit the employ of said subcontractor.”

Add the following paragraph to the end of Article 108.01 of the Standard Specifications:

“The apparent low Bidder shall submit to Owner within 7 calendar days after the receipt of bids, a list of the names of Bidder’s proposed subcontractors and material suppliers along with a description of the work to be performed or the materials to be supplied by each.”

INSURANCE

Insurance and indemnification shall be in accordance with applicable sections of the Standard Specifications, and shall also be in accordance with the “IRMA Contractual Insurance Guidelines”, incorporated herein as Appendix B. The Contractor shall name the Village of Villa Park and the County of DuPage, its officials, agents, employees and volunteers as additional insureds. If a conflict is determined to exist between the requirements prescribed in the Standard Specifications and the requirements prescribed in the IRMA Contractual Insurance Guidelines, such conflict will be resolved as follows:

- a. If a particular type of insurance coverage is required by one standard but not by both, that type of insurance coverage will be required.
- b. If the minimum limits of insurance coverage required by one standard differ from those required by the other standard, the higher minimum limits of insurance coverage will prevail.
- c. If any other conflicts are determined to exist between the requirements prescribed in the two standards, the stricter of the two requirements will prevail. The Village will make the final determination as to what constitutes a stricter requirement.

**MICHIGAN AVENUE AND VERMONT STREET
IMPROVEMENTS
VILLAGE OF VILLA PARK**

Contractor shall provide a Certificate of Insurance prior to execution of Contract. Such Certificate of Insurance shall list the Village of Villa Park as Certificate Holder and shall also name the following entity or entities as additional insureds:

Village of Villa Park

Certificate of Insurance shall include a CG5036 Additional Insured Endorsement.

Should said Certificate of Insurance expire prior to final acceptance of the project, said certificate shall be automatically renewed and provided to the Village of Villa Park a minimum of 30 days prior to expiration.

PERMITS

The Contractor shall be responsible for completing all work in accordance with provisions of the project permits. No person shall construct, install, or repair any items within the Village limits unless such person has first obtained or verified to have been obtained by the Village the following permits:

1. Water main construction permit from the Illinois Environmental Protection Agency.
2. An Illinois EPA NPDES ILR10 Permit.

The Village of Villa Park shall be responsible for obtaining the above permits. All costs associated with constructing the work in accordance with all permits shall be included in the cost of the overall contract. No additional compensation shall be made.

INCREASED OR DECREASED QUANTITIES

The Village reserves the right to increase or decrease the amount of work shown in the plans in accordance with Section 109 of the Standard Specifications.

MOBILIZATION

Mobilization shall be in accordance with Section 671 of the Standard Specifications, except as modified herein.

Revise Article 671.02, Basis of Payment, to read:

“671.02 Basis of Payment. This work will not be paid for separately but shall be included in the unit bid prices of the items for which this work applies.”

**MICHIGAN AVENUE AND VERMONT STREET
IMPROVEMENTS
VILLAGE OF VILLA PARK****PORTABLE TOILET**

Contractor shall furnish a portable toilet meeting Federal, State and local health department requirements stocked with lavatory and sanitary supplies at all times. The portable toilet shall be provided at a location approved by the Engineer. The portable toilet shall be maintained in a clean and sanitary condition and shall be emptied as needed. This work will not be paid for separately but shall be included in the cost of the contract.

PROGRESS SCHEDULE

Revise Article 108.02 of the Standard Specifications to read:

After the award of the contract and prior to starting work, the Contractor shall submit to the Engineer a satisfactory progress schedule or critical path schedule which shall show the proposed sequence of work, and how the Contractor proposes to complete the various items of work within the number of calendar days set up in the contract or on or before the completion date specified in the contract.

Work will not be permitted to start until a progress schedule has been submitted and approved. The contract time will commence to run in accordance with the contract documents regardless of whether a progress schedule has been submitted or approved. If the contract time has commenced to run and a progress schedule has not been submitted, the contract time will continue to run until the day that a progress schedule is submitted. The contract time will be suspended upon submittal of a progress schedule and while such progress schedule is under review. The contract time will resume to run upon provision of a response by the Engineer to the submitted progress schedule, regardless of whether such response is approval or rejection.

The progress schedule shall be used as a basis for establishing the controlling item of construction operations and for checking the progress of the work. The controlling item shall be defined as the item which must be completed either partially or completely to permit continuation of progress. It shall be the responsibility of the Contractor to show the intended rate of production for each controlling item listed on the schedule during the period such item is controlling.

The Contractor shall confer with the Engineer at regular intervals in regard to the prosecution of the work according to the progress schedule or critical path schedule.

If at any time the actual progress is ten or more calendar days behind the proposed progress shown on the approved schedule, the Engineer will select the controlling item of work for the purpose of checking the progress of the work. In such cases the Contractor shall submit a satisfactory revised progress schedule or revised critical path schedule. The Engineer will continue to determine the controlling item until the

**MICHIGAN AVENUE AND VERMONT STREET
IMPROVEMENTS
VILLAGE OF VILLA PARK**

Contractor has submitted a satisfactory revised progress schedule or revised critical path schedule and such schedule has been approved.

Payment under this contract may be withheld if, at any time, a satisfactory and approved progress schedule is not in place.

WORKING DAYS

Remove Article 108.04 of the Standard Specifications in its entirety.

WORKING HOURS

Working hours will be between 7:00 A.M. and 5:00 P.M., Monday through Friday, excluding holidays as designated by the Contract.

Contractor will not permit the performance of Work outside these working hours without Owner's written consent, which may be given after prior written request to Engineer, except as otherwise required for the safety of persons or the Work or property at the Site or adjacent thereto, and except as otherwise stated in the Contract Documents.

If Contractor permits the performance of Work outside these working hours, Contractor will compensate Owner for the costs of inspection and other services provided by Engineer. Owner will determine the rates at which such inspection and other services are to be compensated. Owner will determine the interval or intervals at which billing will take place, and may, at Owner's discretion, submit invoices for payment to Contractor, or deduct the costs from any monies due or to become due to the Contractor from Owner.

PROGRESS MEETINGS

Construction progress meetings will be held on a weekly basis beginning when the contract time commences to run and continuing until the project achieves final completion. Owner may, at its discretion, reduce the frequency of such meetings or cancel any or all such meetings. Contractor's representative in responsible charge of the work shall be present at all scheduled progress meetings. If Contractor's representative is not present at one or more scheduled progress meetings, Contractor shall compensate Owner for the costs of attendance of such meetings by Owner's and Engineer's representatives. Owner will determine the rates at which such attendance is to be compensated. Owner will determine the interval or intervals at which billing will take place, and may, at Owner's discretion, submit invoices for payment to Contractor, or deduct the costs from any monies due or to become due to the Contractor from Owner.

**MICHIGAN AVENUE AND VERMONT STREET
IMPROVEMENTS
VILLAGE OF VILLA PARK**

CONTRACT TIME

The work shall achieve substantial completion within **65 calendar days** of the notice to proceed, and final completion by **September 15, 2023** unless additional time is granted in accordance with the specifications. All Contractor and Subcontractor closeout paperwork shall be completed and approved by **September 29, 2023**.

Substantial completion shall be defined as the completion of, at a minimum, underground utility work, roadway excavation, aggregate subgrade improvements, aggregate base course placement, concrete curb and gutter installation, binder course placement, surface course placement, driveway pavement placement, sidewalk removal and replacement, grading of parkways, placement of topsoil, and such other items of work as may be identified by the Engineer.

The work shall achieve final completion in accordance with the special provision FINAL INSPECTION.

No allowance will be made for delay or suspension of the work due to the fault of the Contractor.

FAILURE TO COMPLETE THE WORK ON TIME

Replace the table in Article 108.09 of the Standard Specifications with the following:

Schedule of Deductions for Each Day of Overrun in Contract Time			
Original Contract Amount		Daily Charges	
From More Than	To and Including	Calendar Day	Work Day
\$ 0	\$ 100,000	\$ 2,000	\$ 2,800
100,000	500,000	3,000	4,200
500,000	1,000,000	4,000	5,600
1,000,000	3,000,000	5,000	7,000
3,000,000	6,000,000	6,000	8,400
6,000,000	12,000,000	9,000	12,600
12,000,000	And over	25,000	35,000

Add the following paragraph to the end of Article 108.09 of the Standard Specifications:

**MICHIGAN AVENUE AND VERMONT STREET
IMPROVEMENTS
VILLAGE OF VILLA PARK**

“Liquidated damages will be charged for each day of overrun in substantial completion deadlines, final completion deadlines and closeout paperwork completion deadlines.”

MONIES DUE TO OWNER

Should Contractor be subject to fines, deductions, reimbursements, liquidated damages, or other monies due to Owner, the cost thereof may be deducted from any monies due or to become due the Contractor under this contract or any other contract between the Owner and the Contractor. Bidders and Contractor, in submitting Bids, acknowledge this requirement and agree to be bound by it.

PAY REQUESTS

The CONTRACTOR shall submit an updated construction schedule and updated certified payroll reports with each pay request. Failure to complete the updated schedule and updated certified payroll reports will result in the return of the pay request. **Certified payrolls shall be filled out weekly and shall be submitted to the Engineer within 10 days of the end of the work week for review. Failure to submit the documents on time may result in additional retainage being held on the next or subsequent pay requests until all paperwork is received.** Weekly payrolls will be verified by the Engineer and County CDC staff. All certified payrolls shall be completed using the U.S. Department of Labor Certified Payroll form. A sample of this form is provided in Appendix A.

Partial funding for this project will be from the Community Development Block Grant (CDBG). The Contractor shall submit pay requests monthly.

Included in the pay request documentation, the CONTRACTOR shall provide original or certified copies of all time sheets, billings, and other documentation used in the preparation of progress payment submittals. DuPage County’s processing of all requests for payment shall be contingent upon the submission of the required documentation by the CONTRACTOR, and all SUBCONTRACTORS, to DuPage County that fully complies with Federal labor standards, Uniform Relocation Act or other applicable Federal, State, County or local statutes, rules or regulations.

The CONTRACTOR is responsible for submitting to the ENGINEER all pay request information, certified payroll reports, and paperwork required by DuPage County for reimbursement to the Village. This includes proper paperwork from all SUBCONTRACTORS. This paperwork is the sole responsibility of the CONTRACTOR. The Engineer will review all submitted documentation prior to making a recommendation to the Village for payment and request for reimbursement from DuPage County. Any deficiency in the submittal noted during the Engineer’s or Village’s

**MICHIGAN AVENUE AND VERMONT STREET
IMPROVEMENTS
VILLAGE OF VILLA PARK**

review will be returned to the Contractor. The Contractor has one opportunity to correct the deficiencies prior to potentially being assessed a liquidated damage. If the deficiencies are not corrected with the first re-submittal then the pay request will not be presented to the Village until the deficiencies are corrected.

Should the Contractor fail to correct any deficiencies from their first re-submittal, the Village may hold additional retainage on the next or subsequent pay requests.

PARTIAL PAYMENTS

Add the following after the first paragraph of Article 109.07(a) of the Standard Specifications:

“Owner will deduct from the amount so determined for the completed work a sum of ten percent to be retained until the final payment. Owner may, at its discretion, reduce the percentage of such retention prior to the final payment, but in no event shall the amount retained be reduced to less than ten percent prior to substantial completion, nor shall such retention be reduced to less than two percent or less than \$5,000.00 prior to the final payment.

HOLIDAYS

Revise the list of legal holidays in Article 107.09 of the Standard Specifications to read:

- | | |
|------------------|----------------------------|
| New Year’s Day | Thanksgiving Day |
| Easter | <u>Thanksgiving Friday</u> |
| Memorial Day | <u>Christmas Eve</u> |
| Independence Day | Christmas Day |
| Labor Day | <u>New Year’s Eve</u> |

PUBLIC CONVENIENCE AND SAFETY (D-1)

Effective: May 1, 2012
Revised: July 15, 2012

Add the following to the end of the fourth paragraph of Article 107.09:

“If the holiday is on a Saturday or Sunday, and is legally observed on a Friday or Monday, the length of Holiday Period for Monday or Friday shall apply.”

Add the following sentence after the Holiday Period table in the fourth paragraph of Article 107.09:

**MICHIGAN AVENUE AND VERMONT STREET
IMPROVEMENTS
VILLAGE OF VILLA PARK**

“The Length of Holiday Period for Thanksgiving shall be from 5:00 AM the Wednesday prior to 11:59 PM the Sunday After”

Delete the fifth paragraph of Article 107.09 of the Standard Specifications:

“On weekends, excluding holidays, on roadways with Average Daily Traffic of 25,000 or greater, all lanes shall be open to traffic from 3:00 P.M. Friday to midnight Sunday except where structure construction or major rehabilitation makes it impractical.”

CONFLICTS WITH UTILITIES

Conflicts with utilities shall be in accordance with Article 107.40 of the Standard Specifications, except as modified herein.

Add the following after the first paragraph of Article 107.40 of the Standard Specifications:

“Unless otherwise specified in the contract documents, utility facilities which are encountered during construction operations and are not in direct conflict with a proposed utility to be constructed under this contract shall be left undisturbed in place and shall be protected by the Contractor against damage and the interruption of utility services as a result of construction operations.”

OPERATION OF WATER DISTRIBUTION FACILITIES

Contractor shall not operate any water distribution facilities, including, but not limited to, valves or hydrants. If Contractor requires the operation of such facilities, Contractor shall provide a minimum of 48 hours notice to the Village and the Village will operate such facilities.

CONSTRUCTION SAFETY AND HEALTH STANDARDS

It is a condition of this contract and shall be made a condition of each subcontract entered into pursuant to this contract that the Contractor and any Subcontractor shall not require any laborer or mechanic employed in performance of that contract to work in surroundings or under working conditions which are unsanitary, hazardous or dangerous to their health or safety, as determined under Federal Construction Safety and Health Standards.

**MICHIGAN AVENUE AND VERMONT STREET
IMPROVEMENTS
VILLAGE OF VILLA PARK**

FINAL INSPECTION

Final inspection shall be in accordance with Article 105.13 of the Standard Specifications, except as modified herein.

Revise the second paragraph of Article 105.13, Final Inspection, to read:

“If the inspection discloses any work, in whole or in part, as being unsatisfactory, the Engineer will give the Contractor the necessary instructions for correction of same, and the Contractor shall comply with such instructions within 14 calendar days of receipt of such instructions. The Contractor shall give the Engineer not less than 48 hours notice, in writing, prior to beginning any such corrective work. Upon completion of all corrective work, the Contractor shall give the Engineer notice in writing. Upon receipt of such notice, the Engineer will make another inspection which shall constitute the final inspection provided the work has been satisfactorily completed. In such event, the Engineer will notify the Contractor in writing of the date of final inspection.”

MAINTENANCE WARRANTY

The Contractor shall execute and deliver to the Village, before final payment will be issued, a written warranty, in a form satisfactory to the Village, which guarantees that all work is in accordance with the contract and will not be defective. This warranty shall guarantee all work for a period of 1 year from the date of final inspection.

The Contractor shall furnish a warranty bond in an amount equal to 10 percent of the final contract amount, or \$75,000, whichever is greater, by a surety satisfactory to the Village to guarantee Contractor’s warranty to repair defective work. Providing a warranty bond shall not be paid for separately but shall be included in the cost of the contract.

If, within the warranty period, the Village determines any work to be defective, a written notice of such deficiency will be sent to the Contractor by certified mail.

The Contractor shall, within 14 calendar days of receipt of the notice of deficiency, and without cost to the Village, correct or repair such defective work, or remove and replace the defective work in accordance with the contract requirements for the item or items in question.

If Contractor desires an extension of time to complete the corrective work, Contractor shall make such request in writing within 10 calendar days of receipt of the notice of deficiency. After the Contractor has filed a request for an extension of time, the Village will notify the Contractor, in writing, whether or not such extension will be approved.

Should the Contractor fail to complete the corrective work within the 14 calendar days or within such extended time as may have been allowed, the Contractor shall be liable and

**MICHIGAN AVENUE AND VERMONT STREET
IMPROVEMENTS
VILLAGE OF VILLA PARK**

shall pay to the Village the amount shown in the Schedule of Deductions for Each Day of Overrun in Contract Time, not as a penalty but as liquidated damages, for each day of overrun beyond the 14 calendar days or such extended time as may have been allowed.

MAINTENANCE OF ROADWAYS

Effective: September 30, 1985

Revised: November 1, 1996

Beginning on the date that work begins on this project, the Contractor shall assume responsibility for normal maintenance of all existing roadways within the limits of the improvement. This normal maintenance shall include all repair work deemed necessary by the Engineer, but shall not include snow removal operations. Traffic control and protection for maintenance of roadways will be provided by the Contractor as required by the Engineer.

If items of work have not been provided in the contract, or otherwise specified for payment, such items, including the accompanying traffic control and protection required by the Engineer, will be paid for in accordance with Article 109.04 of the "Standard Specifications".

KEEPING ROADS OPEN TO TRAFFIC

All roads shall remain open to traffic unless otherwise shown on the contract plans. When necessary to close one lane because of construction, the Contractor shall maintain one-way traffic during construction hours with the use of signs and flaggers as shown on the Traffic Control Standards. Two lanes of traffic will be maintained during nights and weekends when no construction activities are being carried on. The placement, maintenance and removal of temporary stone required for access shall be paid for in accordance with the special provision for TEMPORARY STONE. Any steel plates required to cover open holes provide access over curing concrete shall be included in the cost of the contract.

WORK ADJACENT TO JEFFERSON MIDDLE SCHOOL

The Contractor shall be responsible for coordinating work adjacent to Jefferson Middle School with the School District and may be asked to adjust the work schedule around school events. The Village will provide the Contractor with a School District event schedule at the pre-construction meeting. Jefferson Middle School will not be allowed to be without water service while school is in session. No separate payment shall be allowed for any water shutdowns that are required to take place outside of regular

**MICHIGAN AVENUE AND VERMONT STREET
IMPROVEMENTS
VILLAGE OF VILLA PARK**

school hours of operation. The schedule of all water main shutdowns shall be approved by the Village a minimum of 3 days in advance of a shutdown. School bus access to the Jefferson Middle School Drop-Off lot adjacent to Vermont Street shall be maintained at all times. This includes constructing the parking lot entrances in halves, if necessary.

WINTER WORK

If Contractor elects to begin any site work before or during winter, no additional compensation will be granted for any costs or delays incurred by the Contractor as a result of winter weather. The Contractor shall be responsible for the implementation and cost of any winter shutdown provisions which are deemed necessary by the Engineer. All driveways and sidewalk shall be permanently restored, and any trenches in the roadway shall be restored with temporary patching (at a minimum) prior to any winter shutdown unless approved in writing by the Engineer.

RESPONSIBILITY FOR VANDALISM

The Contractor shall be responsible for the protection of all equipment and materials. Any equipment or materials which are stolen, missing, damaged or vandalized shall be the Contractor's responsibility to repair or replace as needed at no additional cost to the contract.

The Contractor shall be responsible for the defacement of any concrete pours before they have set up. Concrete pavement, sidewalk, driveway, or curbing that has been defaced, in the opinion of the Engineer, shall be removed and replaced by the Contractor at Contractor's expense.

WORK ON COLLECTOR STREETS

Streets in the following list shall be defined as collector streets within and including the limits of the termini indicated. Streets that do not have termini identified shall be considered to be collector streets throughout their entire length within the limits of the Village of Villa Park.

Addison Road (St. Charles Road to Armitage Avenue)	Ardmore Avenue (IL Route 38 to Twin Lakes Park)	Armitage Avenue
Harrison Street (Ardmore Avenue to Villa Avenue)	Harvard Avenue (Jackson Street to St. Charles Road)	High Ridge Road
Highland Avenue (Ardmore Avenue to IL Route 83)	Jackson Street	Lincoln Avenue (Vermont Street to IL Route 64)

**MICHIGAN AVENUE AND VERMONT STREET
IMPROVEMENTS
VILLAGE OF VILLA PARK**

Madison Street	Pleasant Avenue	Plymouth Street
Riordan Road (Ardmore Avenue to Villa Avenue)	St. Charles Road	Summit Avenue (IL Route 38 to Kenilworth Avenue)
Sunset Drive (Westwood Avenue to Addison Road)	Vermont Street	Villa Avenue
Washington Street	Westmore Avenue (Terrace Street to IL Route 64)	

Where work takes place in or on a collector street as defined above, all trenches, excavations, street openings, and other work located within the limits of the pavement shall be either covered with steel plates or capped to finished grade with cold-mix asphalt at the end of each workday until and after such underground utility work is complete.

Upon completion of such underground utility work in or on a collector street, final pavement restoration shall be completed within 7 calendar days. Final pavement restoration shall be completed without additional costs for mobilization.

Engineer may, at Engineer's discretion, waive the requirement that surface course be place within the 7 calendar days, in which case Contractor shall place and maintain Bump signs at the location until final surface paving is completed.

USE OF FIRE HYDRANTS

Revise Article 107.18, Use of Fire Hydrants, of the Standard Specifications to read:

"107.18 Use of Fire Hydrants. If Contractor requires water for the completion of construction operations, and desires to obtain water from the Village, the Contractor shall make written application to the Village. If such application is approved by the Village, the Contractor shall obtain water from the fire hydrant located at 100 West Home Avenue, adjacent to the Village of Villa Park Fleet Maintenance Garage. Contractor's use of said hydrant and methods of obtaining water shall be in compliance with all applicable ordinances, rules, and regulations concerning such use. Contractor shall furnish all labor and equipment necessary to make a connection to said hydrant, and to obtain and transport water.

Prior to obtaining water, Contractor shall make written application to the Village for temporary use of a hydrant meter. If the application for temporary use of a hydrant meter is approved, the Contractor shall provide a deposit of three-thousand dollars (\$3,000.00) to the Village for the temporary use of said hydrant meter, which deposit will be held by the Village until such time that the meter is returned to the Village by the

**MICHIGAN AVENUE AND VERMONT STREET
IMPROVEMENTS
VILLAGE OF VILLA PARK**

Contractor in satisfactory condition. Contractor shall use said hydrant meter when obtaining water, and shall comply with all conditions for the use of said meter. Contractor shall return the hydrant meter to the Village within 24 hours of project completion and within 24 hours of any request by the Village that the hydrant meter be returned.

If Contractor makes application for temporary use of a hydrant meter and the application is not approved, Contractor shall make record of the quantity of water obtained, along with the date and time obtained, and shall report such information after each use to the Village of Villa Park Public Works Department, 11 West Home Avenue. If such use takes place outside of the normal working hours of the Public Works Department, Contractor shall report such information immediately upon the commencement of normal working hours.

Contractor shall not use, operate or obtain water from any hydrants other than the hydrant prescribed. Contractor shall not obtain water from the Village for construction operations or activities not under contract with the Village.

If a water main break occurs and the Village determines that the water main break is a result of Contractor's use of a hydrant, the Village may require the Contractor to repair the water main break in accordance with all applicable construction standards and requirements and at no cost to the contract, or may repair the water main break by other means and invoice the Contractor for reimbursement of the Village's costs.

Water usage will be measured according to the Special Provisions WATER USAGE DEDUCTION and WATER USAGE CREDIT."

TRENCH BACKFILL AND PIPE BEDDING

All trench backfill and pipe bedding materials furnished under this contract shall be virgin, non-recycled materials.

All trench backfill shall be crushed aggregate of CA-6 gradation. The aggregate material shall be placed in lifts not exceeding 8 in. in depth, loose measurement, and compacted by mechanical means to the satisfaction of the Engineer.

All pipes installed under this contract shall be placed on a bedding of crushed aggregate of CA-7 or CA-11 gradation having a minimum thickness of 4 in. The bedding shall be placed to a minimum of 12 in. above the top of the pipe and any fittings.

The cost of furnishing and installing pipe bedding materials will not be paid for separately but shall be included in the cost of items to which this work pertains.

**MICHIGAN AVENUE AND VERMONT STREET
IMPROVEMENTS
VILLAGE OF VILLA PARK****EXCAVATION AND BACKFILLING OF DRAINAGE AND UTILITY STRUCTURES**

Excavation, bedding and backfilling of drainage and utility structures which are constructed, reconstructed, or adjusted as a part of this contract will not be paid for separately but shall be included in the cost of the items to which this work pertains.

SALVAGE AND DISPOSAL OF EXISTING MATERIALS

Existing manufactured materials which are removed and are not to be reused, including, but not limited to, frames, grates, lids, castings, sign posts, sign panels, fire hydrants, valves, stops, and fittings, shall remain the property of the Village unless the Engineer waives this requirement as specified herein.

Existing manufactured materials which are removed and are not to be reused will be inspected by the Engineer. Materials which are determined by the Engineer to be in satisfactory condition shall remain the property of the Village and shall be delivered by the Contractor to the Village of Villa Park Public Works Department yard located at 51 South Ardmore Avenue in Villa Park. Delivery shall be made during the normal working hours of the Village of Villa Park Public Works Department and the Contractor shall coordinate the day, time, and other details of delivery with the Village.

Materials which are determined by the Engineer to be in unsatisfactory condition shall become the property of the Contractor and shall be removed from the site by the end of the workday and properly disposed of by the Contractor.

The delivery or disposal of materials will not be paid for separately but shall be included in the cost of all items that include removal of existing materials.

FRAMES, GRATES AND LIDS

Frames, grates, lids and all other castings furnished under this contract shall be in accordance with Section 602 and Section 604 of the Standard Specifications, except as modified herein.

Castings shall conform to ASTM A48 Class 30. Castings shall be free of cracks, holes, swells, cold shuts, and patches. Castings shall not be coated or painted.

Frames, grates, lids and other castings shall be furnished in accordance with the following:

Type 1 frames and closed lids shall be Neenah R-1713 self-sealing or approved equal.

**MICHIGAN AVENUE AND VERMONT STREET
IMPROVEMENTS
VILLAGE OF VILLA PARK**

Type 1 frames and open lids shall be Neenah R-1713 or approved equal.

Type 11 frames and grates located in barrier curb and gutter shall be Neenah R-3281-A with curb box or approved equal.

Type 11 frames and grates located in depressed curb and gutter shall be Neenah R-3281-A with depressed curb grate or approved equal.

All other castings not specified above shall be as shown on the plans or as directed by the Engineer. If any of the castings specified are not compatible in the field due to frame height or other constraints, the Contractor shall propose an alternate casting to the Engineer for approval and shall furnish the alternate casting if approved.

Frames, grates, lids and other castings located within curb ramps or crosswalks shall be substituted with ADA compliant castings.

All closed lid castings furnished under this contract shall be self-sealing, gasketed, watertight, and shall have machined bearing surfaces and concealed pick holes. The top surface of all closed lids shall be embossed with the words "VILLAGE OF VILLA PARK". The top surface of closed lids shall also be embossed with the word "SANITARY", "STORM", or "WATER" as appropriate.

Enviro-curb logos on curb boxes for Type 11 frames and grates shall have the words "DUMP NO WASTE" and "DRAINS TO RIVER" or "DRAINS TO WATERWAY" cast into the top of all curb boxes.

This work will not be paid for separately but shall be included in the cost of all pay items that include the furnishing of frames, grates, lids, or other castings.

ADJUSTING RINGS

All drainage and utility structures which are constructed, reconstructed, or adjusted as a part of this contract shall have adjusting rings installed between the topmost section of the structure and the casting.

Each structure shall be fitted with a minimum of one adjusting ring and a maximum of two adjusting rings. The topmost adjusting ring on each structure shall be rubber. The second adjusting ring on each structure, if needed, shall be precast concrete with steel reinforcement. The total height of all adjusting rings on a single structure shall be a minimum of 2 in. and a maximum of 12 in.

The mating faces of adjusting rings shall be smooth, parallel, and free of cracks, chips, spalling, or casting irregularities. Rubber mastic shall be installed between each joint.

**MICHIGAN AVENUE AND VERMONT STREET
IMPROVEMENTS
VILLAGE OF VILLA PARK**

Adjusting rings will not be paid for separately but shall be included in the cost of the items to which this work pertains.

DATE OF MANUFACTURE

Revise the second paragraph of Article 106.01 of the Standard Specifications to read:

“All materials to be permanently incorporated in the work, including, but not limited to, frames, grates, lids, castings, fire hydrants, pipe, drainage and utility structures, valves, stops, fittings, and hardware, shall have been manufactured no earlier than January 1 of the calendar year in which they are to be installed unless otherwise specifically prescribed in the contract documents.”

IRON, STEEL, COPPER, AND BRASS PRODUCTS

Revise the third paragraph of Article 106.01 of the Standard Specifications to read:

All iron, steel, copper, and brass products, which are to be incorporated into the work, shall be domestically manufactured or produced and fabricated, unless an exception is expressly permitted under Federal and/or State law and written permission is given by Owner. The Contractor shall obtain from the iron, steel, copper, or brass producer and/or fabricator, in addition to the mill analysis, a certification that all iron, steel, copper, or brass materials meet these domestic source requirements.

PROTECTION OF EXISTING DRAINAGE FACILITIES DURING CONSTRUCTION

Unless otherwise noted in the contract plans, the existing drainage facilities shall remain in use during the period of construction.

Locations of existing drainage structures and sewers, if shown on the contract plans, are approximate. Prior to commencement of work, the Contractor, at his/her own expense, shall determine the exact location of existing structures which are within the proposed construction site.

All drainage structures are to be kept free from any debris resulting from construction operations. All work and materials necessary to prevent accumulation of debris in the drainage structure resulting from construction operations shall be removed at the Contractor's own expense, and no extra compensation will be allowed.

Unless reconstruction or adjustment of an existing manhole, catch basin, or inlet is called for in the contract plans or ordered by the Engineer, the proposed work shall meet the existing elevations of these structures. Should reconstruction or adjustment of

**MICHIGAN AVENUE AND VERMONT STREET
IMPROVEMENTS
VILLAGE OF VILLA PARK**

a drainage structure be required by the Engineer in the field, the necessary work and payment shall be done in accordance with Section 602 and Article 104.02 respectively, of the Standard Specifications.

Existing frames and grates are to remain unless otherwise noted in the contract plans or as directed by the Engineer. Frames and grates that are missing or damaged prior to construction shall be replaced. The type of replacements frame or grate shall be determined by the Engineer, and replacement and payment for same shall be in accordance with Section 604 and Article 104.02 respectively, of the Standard Specifications unless otherwise noted in the plans or special provisions.

ABANDON EXISTING WATER MAIN

This work shall consist of the abandonment of portions of existing water main as shown on the plans and as directed by the Engineer to construct the proposed improvements.

Existing water main shall be abandoned only after all new water services have been transferred over to the new main and the new main is in operation.

Existing water main to be abandoned shall be drained of all water and shall be plugged at both ends with a minimum of two (2) feet of non-shrink concrete/mortar plugs to the satisfaction of the Engineer. Pumping access points shall be at the proposed excavation locations. Portions of water main required to be cut and removed to facilitate abandonment shall be included in the cost of SHUTDOWN WATER MAIN CONNECTION.

This work shall not be paid for separately, but shall be included in the cost of the proposed water main.

ABANDON EXISTING SEWERS

This work shall consist of the abandonment of portions of sewers as shown on the plans and as directed by the Engineer to construct the proposed improvements.

Existing sewers to be abandoned shall be drained of all water and shall be plugged at both ends with a minimum of two (2) feet of non-shrink concrete/mortar plugs to the satisfaction of the Engineer. Pumping access points shall be at the proposed excavation locations.

This work shall not be paid for separately, but shall be included in the cost of the proposed storm sewer.

**MICHIGAN AVENUE AND VERMONT STREET
IMPROVEMENTS
VILLAGE OF VILLA PARK**

non-shrink concrete mortar to the satisfaction of the engineer. The pipe shall be water-tight, and the inside of the pipe shall be free of excess material that might restrict flow.

All labor, materials, and equipment necessary to complete the work as specified herein shall not be paid for separately, but shall be included in the bid price of the pay item requiring the pipe removal or abandonment.

IEPA CLEAN CONSTRUCTION AND DEMOLITION DEBRIS (CCDD)

All removal or excavation items being disposed of at an uncontaminated soil fill operation or Clean Construction and Demolition Debris (CCDD) fill site shall meet the requirements of Public Act 96-1416. All costs associated with meeting these requirements shall be included in the unit price cost for the associated removal or excavation items in the contract. These costs shall include but are not limited to all required testing, lab analysis, certification by a licensed professional engineer, and State and local tipping fees.

A copy of signed Illinois Environmental Protection Agency Form LPC 663 can be found in Appendix D, and associated reports can be accessed on the Village of Villa Park Public Works Website (www.invillapark.com/196/Public-Works-Department).

The CONTRACTOR is required to submit copies of all dump debris tickets to the ENGINEER.

SOIL BORINGS AND WASTE DISPOSAL REPORTS

Soil borings and waste disposal characterization were performed on Michigan Avenue and Vermont Street by Testing Service Corporation. Summary reports of the pavement core, soil boring, and waste disposal characterization results can be found in Appendix E. The summary reports are for informational purposes only. Actual site conditions may vary.

PRICE QUOTATIONS AND CHANGE ORDERS

The CONTRACTOR will not be allowed a pre-established percentage rate for overhead and profit with any price quotation, whether initial or a change order. Cost-plus a percentage of cost and percentage of construction cost methods are prohibited from use on this project.

All bid unit prices stated in the Schedule of Prices on the Bid Package are firm and shall not be subject to escalation or change during the term of the Contract.

**MICHIGAN AVENUE AND VERMONT STREET
IMPROVEMENTS
VILLAGE OF VILLA PARK**

MATERIAL AND EQUIPMENT STORAGE

The project site may have limited access and boundary constraints, all of which the Contractor accepts full responsibility. Any staging area(s) for materials, equipment, or other which are required by the Contractor shall be the responsibility of the Contractor.

If necessary, the Contractor shall enter into a separate contract with a private property owner which is outside the scope of this contract.

CONSTRUCTION NOTICES

It shall be the CONTRACTOR's responsibility to distribute all construction notifications. This work will not be measured for payment but shall be included in the total contract cost. The construction notices shall be reviewed and approved by the ENGINEER prior to being distributed. Notices shall be issued at the following stages:

	<u>Activity</u>	<u>Notice Period Required</u>
1.	Prior to driveway removal.	3 consecutive days prior
2.	Prior to water and sanitary service Interruption.	2 consecutive days prior
3.	Prior to pavement/curb removal.	2 consecutive days prior
4.	Prior to paving.	2 consecutive days prior

The CONTRACTOR will also be responsible for distributing and/or redistributing notices in case of any delays due to inclement weather or for any other reason for extended stoppages (i.e. strikes) in the construction schedule.

Notices shall be considered distributed when all affected residents have received notices as well as a copy delivered and/or emailed to Public Works. The copy to Public Works shall be delivered the same day it is distributed to the residents.

Should the CONTRACTOR fail to distribute or post notices per the request of the VILLAGE, the CONTRACTOR shall not be allowed to start work on the given task until proper notification has been provided. No additional contract time will be allowed for compliance with this requirement.

BITUMINOUS MATERIALS

Prime coat will not be applied on aggregate bases as a part of this contract.

Tack coat shall be in accordance with the pay item special provision BITUMINOUS MATERIALS (TACK COAT).

**MICHIGAN AVENUE AND VERMONT STREET
IMPROVEMENTS
VILLAGE OF VILLA PARK****TEST STRIPS**

Test strips shall be in accordance with Section 406 and Section 1030 of the Standard Specifications, except as modified herein.

Remove all references to the payment of test strips and the payment of the HMA mixture in test strips from the Standard Specifications.

Test strips and the HMA mixture in test strips, if required, will not be measured for payment but shall be included in the unit bid prices of hot-mix asphalt binder courses and hot-mix asphalt surface courses.

PORTLAND CEMENT CONCRETE PAVEMENTS AND SIDEWALKS

Where forms are to be used for the installation of concrete, all such forms shall be wood.

Wood forms for all concrete installation shall be of a width that exceeds the required thickness of the concrete being installed.

TREE CARE

Tree care work shall be defined as all tree pruning, tree root pruning, tree planting, tree assessment, and tree remediation. All tree care work shall be in accordance with Section 201 of the Standard Specifications, except as modified herein.

All tree care work shall be performed by an ISA Certified Arborist or shall be performed under the direct supervision of an ISA Certified Arborist. The certified arborist shall submit a copy of their current and valid certificate to the Owner prior to any tree care work taking place. The certified arborist whose certificate is provided shall be on site at all times when tree care work is taking place. All such tree care work shall either be performed by the certified arborist or shall be performed under the direct supervision of the certified arborist.

TREE DAMAGE

If any trees are damaged during the project, the Contractor shall obtain and file with the Village a tree assessment of the damaged trees. The tree assessment shall detail the health and condition of the damaged trees and shall provide a recommendation for or against retention of each affected tree. The tree assessment will not be paid for.

**MICHIGAN AVENUE AND VERMONT STREET
IMPROVEMENTS
VILLAGE OF VILLA PARK**

When, in the opinion of the Village, a tree assessment obtained by the Contractor does not represent an independent evaluation, the Village may direct the Contractor to obtain a second tree assessment of the damaged trees and may provide the Contractor with a list of not less than two ISA Certified Arborists, from which list the Contractor shall select one for completion of the second tree assessment. The second tree assessment, if so directed, will not be paid for.

When multiple tree assessments are obtained, it will be the opinion of the Village as to which tree assessment is utilized for the purposes of addressing the remaining requirements of this section. Further references to the tree assessment in this section shall refer to the tree assessment selected by the Village.

If the tree assessment results in a recommendation for retention of an affected tree, the Contractor shall perform tree remediation of the affected tree as follows.

Trees subject to tree remediation will be fertilized and treated with Paclobutrazol. Treatment shall consist of air spading 2 holes for every 3 sq. ft. of area within the dripline of the tree to a depth of 12 in. to 18 in. and backfilling with Biochar.

If a tree subject to tree remediation is an Oak or an Elm species and the damage occurred between the dates of April 15 and October 15, then in addition to the Paclobutrazol treatment specified herein, the damage to the tree will be sealed in a manner approved by the Engineer.

The Owner may require the Contractor to perform additional methods of tree remediation or methods of tree remediation different from those listed if recommended by the tree assessment or deemed appropriate by the Owner.

Tree remediation will not be paid for.

If the tree assessment results in a recommendation against retention of an affected tree, the Contractor shall remove the affected tree. Should removal of the affected tree result in any additional damage to the site or result in the need for any additional restoration, Contractor shall repair or replace the damage or perform the restoration as deemed necessary by the Engineer. This work shall be in accordance with Article 201.04 of the Standard Specifications, except that the work will not be paid for.

If a tree is to be removed due to damage, a deduction will be applied to monies due or that might become due the Contractor. This Tree Damage Deduction will be applied as follows.

Trees to be removed due to damage will be measured per unit of diameter where one unit is equal to 1 in. The diameter will be measured at a point 4.5 ft. above the highest ground level at the base of the tree and will be determined by dividing the measured circumference of the tree by 3.1416.

**MICHIGAN AVENUE AND VERMONT STREET
IMPROVEMENTS
VILLAGE OF VILLA PARK**

If the tree had tree protection installed at the time of damage and if, in the opinion of the Village, the tree protection was correctly installed at the time of damage, the Tree Damage Deduction will be \$300 per unit of diameter of the tree.

If the tree did not have tree protection installed at the time of damage or if, in the opinion of the Village, the tree protection was not correctly installed at the time of damage, the Tree Damage Deduction will be \$800 per unit of diameter of the tree.

If a tree is to be removed due to damage, then in addition to the Tree Damage Deduction, Contractor shall also furnish and plant a tree of a species and caliper selected by the Owner at a location determined by the Owner. This work shall be in accordance with Section 253 of the Standard Specifications, except that the work will not be paid for.

DROP HAMMERS

The use of drop hammers or similar equipment will not be permitted.

MATERIAL ORDERS

The Contractor shall order all materials with long lead times within 5 working days from issuance of Notice of Award to minimize any project delays and meet project completion date. **Any issues procuring material shall be brought to the attention of the Village and Engineer immediately.**

**MICHIGAN AVENUE AND VERMONT STREET
IMPROVEMENTS
VILLAGE OF VILLA PARK**

PAY ITEM SPECIAL PROVISIONS

PAY ITEM #1 – TREE TRUNK PROTECTION

Description. All work shall be in accordance with the applicable portions of Section 201 of the Standard Specifications.

Materials. 2 in. x 8 in. x 8 ft boards banded continuously around each trunk to prevent scarring of trees shown on the plans or designated by the Engineer. For multistem trees, saplings, and shrubs to be protected within the area of construction, temporary fencing may be used for trunk protection.

Method of Measurement. This work will be measured for payment as each per tree and shall include furnishing, installing, and removing this item.

Basis of Payment. This work will be paid for at the contract unit price per each for TREE TRUNK PROTECTION.

PAY ITEM #2 – TREE ROOT PRUNING

Description. This work shall consist of performing tree root pruning. This work shall be in accordance with Section 201 of the Standard Specifications, except as modified herein.

Tree root pruning shall be considered tree care work and shall be in accordance with the special provision TREE CARE.

Tree root pruning shall be performed using an approved Vermeer Root Cutter mechanical root pruning saw or approved equal.

Fertilizer nutrients and supplemental watering will not be paid for separately, but shall be included in the cost of TREE ROOT PRUNING.

Method of Measurement. This work will be measured for payment as each per tree.

Basis of Payment. This work will be paid for at the contract unit price per each for TREE ROOT PRUNING.

PAY ITEM #5 – TRENCH BACKFILL

Description. The provisions of Section 208 of the "Standard Specifications for Road and Bridge Construction" shall be modified such that the material used for trench backfill

**MICHIGAN AVENUE AND VERMONT STREET
IMPROVEMENTS
VILLAGE OF VILLA PARK**

shall be crushed limestone. The trench backfill shall be compacted only by Method 1, as defined in Article 550.07 of the Standard Specifications, which states the material shall be deposited in uniform layers not exceeding 150 mm (8 in) thick (loose measure), and each layer shall be compacted by ramming or tamping with tools approved by the ENGINEER. Jetting of the trench will not be an acceptable method of compaction. Material used as trench backfill shall be virgin, non-recycled materials.

This work also includes the disposal of the surplus excavated material which is replaced by trench backfill. Such disposal shall be made according to Article 202.03.

Method of Measurement and Basis of Payment. This work shall be measured in place and paid for at the contract unit price per cubic yard for TRENCH BACKFILL.

PAY ITEM #8 – INLET FILTERS

Description. This work shall consist of installing, maintaining, and cleaning inlet filters as shown on the plans or as directed by the Engineer. This work shall be in accordance with Section 280 of the Standard Specifications, except as modified herein.

Inlet filters shall consist of metal frames with attached fabric bags. Contractor shall furnish inlet filters of appropriate sizes and shapes necessary to accommodate all different types of drainage structures encountered. The use of filter fabric without a frame will not be an acceptable material for inlet filters and will be rejected.

Contractor shall inspect and clean all inlet filters weekly, after every rainfall, and additionally as needed. Maintenance and cleaning of inlet filters will not be paid for separately but shall be included in the cost of this work.

Method of Measurement. This work will be measured for payment as each individual inlet filter installed and the unit of measurement will be each. No measurement will be made of maintenance and cleaning efforts. If an inlet filter is installed on multiple structures the inlet filter will only be measured for payment once.

Basis of Payment. This work will be paid for at the contract unit price per each for INLET FILTERS.

PAY ITEM #10 – BITUMINOUS MATERIALS (TACK COAT)

Description. This work shall consist of the preparation and application of bituminous tack coat on concrete or HMA bases prior to HMA placement. This work shall be in accordance with Section 406 of the Standard Specifications, except as modified herein.

**MICHIGAN AVENUE AND VERMONT STREET
IMPROVEMENTS
VILLAGE OF VILLA PARK**

Bituminous tack coat shall be placed at least one hour in advance of the placement of HMA, but no more than 48 hours in advance of the placement of HMA. If Contractor places tack coat more than 48 hours in advance of the placement of HMA, the tack coat will not be measured for payment, and Contractor will place tack coat again in accordance with this provision. Tack coat shall not be placed on weekends or on holidays unless permitted by the Engineer. Tack coat shall not be placed before weekends or holidays when placement of HMA is not expected to take place until after the weekend or holiday, unless permitted by the Engineer.

Basis of Payment. This work will be paid for at the contract unit price per pound for BITUMINOUS MATERIALS (TACK COAT).

PAY ITEM #13 – PORTLAND CEMENT CONCRETE DRIVEWAY PAVEMENT

Description. This work shall consist of placing Portland Cement Concrete driveway pavement on a compacted aggregate base course in accordance with Sections 351 and 423 of the Standard Specifications, and as specified herein.

Residential driveway installation shall include Portland Cement Concrete installed to a minimum thickness of 6-inches and the placement and compaction of 4-inches of Aggregate Base Course, Type B on a compacted subgrade. Commercial driveway installation shall include Portland Cement Concrete installed to a minimum thickness of 8-inches and the placement and compaction of 6-inches of Aggregate Base Course, Type B on a compacted subgrade. The installation of all Aggregate Base Course shall be included in the cost of this item.

If filling is required in the driveway subgrade, it shall consist of placing and compacting an approved granular material to the satisfactions of the ENGINEER. Any required filling shall be included in the cost of this item.

All framing shall be set to final grade of the pour. No angle irons will be allowed. No watering cans shall be allowed on site.

The finish of the driveway shall match the driveway behind of the sidewalk. Where the finish behind the sidewalk is "california" or "letter box", the contractor shall match this finish on the new apron. It shall be the contractor's responsibility to verify the finish at each location. Installation of this finish shall be considered included in the cost of this item.

Method of Measurement and Basis of Payment. This work shall be measured in place and paid for at the contract unit price per square yard for PORTLAND CEMENT CONCRETE DRIVEWAY PAVEMENT, thickness specified.

MICHIGAN AVENUE AND VERMONT STREET
IMPROVEMENTS
VILLAGE OF VILLA PARK**PAY ITEM #14 – PORTLAND CEMENT CONCRETE SIDEWALK 5 INCH**

Description. This work shall consist of placing Portland Cement Concrete sidewalk on a compacted subbase in accordance with Sections 311 and 424 of the Standard Specifications, and as specified herein.

Sidewalk installation shall include Portland Cement Concrete installed to a minimum thickness of 5-inches and the placement and compaction of 4-inches of Subbase Granular Material, Type B on a compacted subgrade. Subbase Granular Material shall be included in the cost of the sidewalk. If filling is required in the sidewalk subgrade, it shall consist of placing and compacting an approved granular material to the satisfaction of the ENGINEER. Sidewalk thickness shall be increased to 6-inches when placed adjacent to driveways. Increasing sidewalk thickness at driveways shall not be paid for separately, but included in the cost of this item.

All framing shall be set to final grade of the pour. No angle irons will be allowed. No watering cans shall be allowed on site.

Method of Measurement. Portland Cement Concrete Sidewalk 5-inch shall be measured for payment in place, and the area computed in square feet.

Basis of Payment. This work will be paid for at the contract unit price per square feet for PORTLAND CEMENT CONCRETE SIDEWALK 5 INCH.

PAY ITEM #15 – DETECTABLE WARNINGS

Description. This work shall consist of installing detectable warnings. This work shall be in accordance with Section 424 of the Standard Specifications, except as modified herein.

Detectable warnings shall be installed at curb ramps and other locations where pedestrians are required to cross a hazardous vehicular way. Detectable warnings shall also be installed at alleys and commercial entrances where permanent traffic control devices are present.

Materials. Detectable warnings shall be pre-cast tiles. Installation shall be cast-in-place. Surface mounted applications will not be permitted. Detectable warnings shall be red in color. Detectable warning tiles shall be either rectangular or radial in shape as shown on the plans or as directed by the Engineer. The product or products to be used for detectable warnings shall be approved by the Engineer prior to use.

Construction. Installation shall be according to the manufacturer's specifications and as directed by the Engineer.

MICHIGAN AVENUE AND VERMONT STREET
IMPROVEMENTS
VILLAGE OF VILLA PARK

Where a curb ramp is 5 ft. in width or less and a rectangular detectable warning tile is to be used, the installation shall consist of a single detectable warning tile. If a pre-cast detectable warning tile is not manufactured in the width of the curb ramp, a larger detectable warning tile shall be furnished and shall be cut to the width of the curb ramp.

Installation of multiple detectable warning tiles at a single curb ramp will only be permitted where a curb ramp exceeds 5 ft. in width or where radial detectable warning tiles are to be used. Where multiple detectable warning tiles are permitted at a single curb ramp, they shall be mechanically joined prior to installation.

Method of Measurement. Detectable warnings will be measured for payment in place and the area computed in square feet.

Basis of Payment. This work will be paid for at the contract unit price per square foot for DETECTABLE WARNINGS.

PAY ITEM #16 – PAVEMENT REMOVAL

Description. This work shall consist of the removal and disposal of existing pavement as shown on the plans or as directed by the Engineer. This work shall be completed in accordance with Sections 202 and 440 of the Standard Specifications, except as modified herein.

Pavement removal shall only include the removal of the existing asphalt pavement. Any excavation of the existing roadway subbase and/or subgrade required to install the proposed pavement section and proposed curb and gutter shall be measured and paid for as EARTH EXCAVATION (ROADWAY).

No additional compensation will be allowed due to the presence of paving/geotextile fabric encountered within the existing pavement. This item shall also include the removal of temporary stone placed above utility trenches prior to pavement reconstruction operations.

Method of Measurement. Pavement removal will be measured for payment in place and the area computed in square yards.

Basis of Payment. This work will be paid for at the contract unit price per square yard for PAVEMENT REMOVAL.

PAY ITEM #17 – DRIVEWAY PAVEMENT REMOVAL

Description. This work shall consist of the removal and disposal of existing driveway pavement, including all necessary excavation, as shown on the plans or as directed by

**MICHIGAN AVENUE AND VERMONT STREET
IMPROVEMENTS
VILLAGE OF VILLA PARK**

the Engineer. This work shall be completed in accordance with Sections 202 and 440 of the Standard Specifications, except as modified herein.

Driveway pavement removal shall include the removal of existing driveway pavement and base course to the lines and grades shown on the plans and as directed by the Engineer. All excavation required to remove the driveway base course and subgrade necessary to install the proposed driveway pavement to the lines and grades shown on the plans shall be included in this item.

Method of Measurement and Basis of Payment. This work shall be measured and paid for at the contract unit price per square yard for DRIVEWAY PAVEMENT REMOVAL.

PAY ITEM #18 – COMBINATION CURB AND GUTTER REMOVAL

Description. This work shall consist of the removal and disposal of existing curb and gutter, including all necessary excavation, as shown on the plans or as directed by the Engineer. This work shall be in accordance with Sections 202 and 440 of the Standard Specifications, except as modified herein.

Excavation will not be paid for separately but shall be included in the cost of this item. The Contractor shall excavate all material necessary to build the proposed curb and gutter subbase in accordance with Section 202 of the Standard Specifications. Excavated material will not be permitted to be stockpiled behind the curb.

Portions of the project limits have existing monolithic curb adjacent to concrete pavement. When monolithic curb is to be removed the curb removal shall be measured and paid for pre foot as COMBINATION CURB AND GUTTER REMOVAL. All saw cutting required to removal of monolithic curb shall be included in this item, regardless of the adjacent concrete pavement is to remain or be removed/replaced. If monolithic curb is to be removed adjacent to concrete pavement that is to remain in place, the Contractor shall saw cut a clean line approximately 1' from the face of the curb to facilitate the construction of new curb and gutter. All saw cutting shall be included in the cost of this item.

Method of Measurement and Basis of Payment. This work shall be measured and paid for at the contract unit price per lineal foot of COMBINATION CURB AND GUTTER REMOVAL.

PAY ITEM #19– SIDEWALK REMOVAL

Description. This work shall consist of the removal and disposal of existing sidewalk at locations shown on the plans or as directed by the Engineer. This work shall be

MICHIGAN AVENUE AND VERMONT STREET
IMPROVEMENTS
VILLAGE OF VILLA PARK

completed in accordance with Sections 202 and 440 of the Standard Specifications, except as modified herein.

Excavation will not be paid for separately but shall be included in the cost of this item. The Contractor shall excavate all material necessary to meet the lines and grades shown on the plans and as directed by the Engineer. Additional excavation required to comply with ADA requirements shall be included in the cost of this item.

Method of Measurement. Sidewalk removal will be measured for payment in place and the area computed in square feet.

Basis of Payment. This work will be paid for at the contract unit price per square foot for SIDEWALK REMOVAL.

PAY ITEM #20-22 – DUCTILE IRON WATER MAIN

Description. This work shall consist of constructing ductile iron water main. This work shall be in accordance with Section 561, Section 562, and Section 563 of the Standard Specifications and with the Water and Sewer Specifications, except as modified herein.

Materials. Water main pipe shall be ductile iron pipe conforming to ANSI/AWWA C151/A21.51, Class 52 standard thickness, with gasketed bell and spigot type push-on joints conforming to ANSI/AWWA C111/A21.11, of the diameter specified. Pipe shall have an interior cement mortar lining conforming to AWWA C104.

Water main fittings shall be ductile iron conforming to ANSI/AWWA C110/A21.10 and ANSI/AWWA C153/A21.53. Fittings shall have a cement mortar lining and tar coating conforming to ANSI/AWWA C104/A21.4. Fittings shall have a minimum rated working pressure of 150 psi. Fittings shall have mechanical joint end connections unless otherwise specified. Fittings shall include crosses, tees, bends, reducers, caps, and all other fittings as may be necessary.

Mechanical joint restraints shall be EBAA Iron, Inc., MEGALUG Mechanical Joint Restraints for Ductile Iron Pipe, or approved equal.

Tie rods shall be stainless steel threaded rods $\frac{3}{4}$ in. diameter.

All bolts, tie rods, nuts, washers, and other hardware and fasteners to be installed below grade shall be stainless steel. Bolts and tie rods shall be Type 304 stainless steel. Nuts and washers shall be Type 300 stainless steel.

Construction. Water main shall be constructed such that the minimum depth of cover of the water main from existing finished grade and proposed finished grade to the crown of the pipe shall be a minimum of 5.5 ft.

**MICHIGAN AVENUE AND VERMONT STREET
IMPROVEMENTS
VILLAGE OF VILLA PARK**

Where construction of water main at a minimum depth of cover of 5.5 ft will result in a conflict with an existing or proposed utility, the minimum depth of cover of the water main shall be increased so as to avoid such conflict and to provide a minimum vertical separation of 18 in. between the water main and the existing or proposed utility.

Water main shall be placed on a bedding of crushed aggregate of CA-7 or CA-11 gradation having a minimum thickness of 4 in. The bedding shall be placed to a minimum of 12 in. above the water main.

Thrust blocking of all fittings shall be in accordance with Article 41-2.08 of the Water and Sewer Specifications and the details in the plans.

Where there is a change in the vertical alignment of the water main, a minimum of two tie rods shall be installed between the mechanical joint restraint of the fitting at the bottom of the alignment change and the mechanical joint restraint of the fitting at the top of the alignment change.

Excavation and bedding will not be paid for separately but shall be included in the cost of this work.

Pressure Test. After the pipe has been laid and partially backfilled as specified herein, all newly-laid pipe, valved sections, and fire hydrants, unless otherwise expressly specified, shall undergo hydrostatic pressure testing.

The Contractor shall notify the Engineer and Owner a minimum of forty-eight hours prior to the beginning of testing. Pipe segments to be tested shall be subjected to a minimum pressure of 150 psi at the lowest elevation of the pipe section for a duration of not less than two hours. Water main testing shall be in accordance with the applicable portions of AWWA Standards C600 and C603, or as otherwise modified herein.

The water main shall be tested in segments to minimize water service disruption. The length of test segments shall be determined by the Engineer.

Valves will be turned on only under the supervision of the Village, and the Village will witness all pressure testing.

Each section of pipe to be tested, as determined by the Engineer, shall be slowly filled with water and the specified test pressure shall be applied by means of a pump connected to the pipe in a satisfactory manner. The pump pipe connection and all necessary apparatus, including gauges and meters, shall be furnished by the Contractor. Before applying the specified test pressure, all air shall be expelled from the pipe. To accomplish this, taps shall be made, if necessary, at points of highest elevations and afterwards tightly plugged. Any cracked or defective pipes, fittings, valves, or hydrants discovered in consequence of this pressure test shall be removed and replaced by the Contractor with sound material, and test shall be repeated until

MICHIGAN AVENUE AND VERMONT STREET
IMPROVEMENTS
VILLAGE OF VILLA PARK

satisfactory to the Engineer and the Village. The provisions of AWWA C600 and C603, where applicable, shall apply.

The pressure testing shall be accomplished with fire hydrant auxiliary valves open.

Leakage Test. A leakage test will not be performed.

Disinfection. Disinfection of water mains shall be completed in accordance with Section 41-2.15 of the Water and Sewer Specifications except as modified in this Special Provision.

The Owner shall be notified at least twenty-four hours before the disinfection procedure. Representatives of the Public Works Department must be present during the procedure.

Flushing. Sections of pipe to be disinfected shall first be flushed to remove any solids or contaminated material that may have become lodged in the pipe. If no hydrant is installed at the end of the main, then a tap should be provided large enough to develop a velocity of at least two and five-tenths (2.5) feet per second in the main. One two and one-half (2 1/2) inch hydrant opening will, under normal pressures, provide this velocity in pipe sized up to and including twelve (12) inches.

All taps required for chlorination or flushing purposes, or for temporary or permanent release of air, shall be provided for by the Contractor as part of the construction of water mains.

Requirement of Chlorine. A free chlorine residual of at least 50 ppm and no more than 400 ppm must be reached throughout the entire length and branch lines of the water main. After the super-chlorinated water has sat in the main for twenty-four hours, a chlorine residual test shall be taken to insure the residual has not dropped by over one-half.

Form of Applied Chlorine. Chlorine shall be applied by the method which follows, subject to the review of the Engineer.

Chlorination shall be made by the use of chlorine gas only. The dry gas shall be fed directly through proper devices for regulating the rate of flow and providing effective diffusion of the gas into the water within the pipe being treated. Chlorinating devices for feeding the chlorine gas must provide means for preventing the backflow of water into the chlorine. The chlorine gas shall be injected into the main at intervals of no more than 1,000 feet.

Point of Application. The preferred point of application of the chlorine gas is at the beginning of the pipe line extension or any valved section of it, and through a corporation stop inserted in the pipe. The water injector for delivering the chlorine-bearing water into the pipe should be supplied from a tap made on the pressure side of

**MICHIGAN AVENUE AND VERMONT STREET
IMPROVEMENTS
VILLAGE OF VILLA PARK**

the gate valve controlling the flow into the pipe line extension. Alternate points of application may be used subject to the review of the Engineer.

Preventing Reverse Flow. Valves shall be manipulated so that the strong chlorine solution in the line being treated will not flow back into the line supplying the water. Check valves may be used if desired.

Retention Period. Treated water shall be retained in the pipe at least twenty-four (24) hours. After this period, the chlorine residual at pipe extremities and at other representative points shall be at least twenty-five (25) mg/l.

Chlorinating Valves and Hydrants. In the process of chlorinating newly laid pipe, all valves or other appurtenances shall be operated while the pipe line is filled with the chlorinating agent and under normal operating pressure.

Final Flushing and Testing. Following chlorination, all treated water shall be thoroughly flushed from the newly laid pipe at its extremity until the replacement water throughout its entire length shows, upon test, a chlorine residual of less than one (1) mg/l. In the event chlorine is normally used in the source of supply, then the test shall show a residual of not in excess of that carried in the system.

Chlorinated water to be flushed into the combined sewer, not the storm sewer.

Contractor to notify the Village prior to discharging chlorinated water to the combined sewer.

At this time a water sample will be taken by the Contractor or his representative and sent to a state-certified water lab of his choice. Also at this time the Village will witness the sampling. The Contractor shall take two (2) samples, 24 hours apart with satisfactory results or the procedure shall be repeated.

Repetition of Flushing and Testing. Should the initial treatment result in an unsatisfactory bacterial test, the original chlorination procedure shall be repeated by the Contractor until satisfactory results are obtained. After water main passes chlorination testing, the corporation stop used to chlorinate the main shall be shut off and any piping removed.

All water main pipe, pipe fittings, joint materials, restraint devices and thrust blocks, hydrostatic pressure tests, leakage tests, disinfecting of the water main, excavation, bedding and select (common) backfill shall be included in the cost of the DUCTILE IRON WATER MAIN. All trench backfill, pavement removal and replacement and other surface restoration items as shown on the plans and specified herein shall be paid for separately.

MICHIGAN AVENUE AND VERMONT STREET
IMPROVEMENTS
VILLAGE OF VILLA PARK

This item shall also include any and all incidental items such as temporary plugs, corporation stops (for testing), water pumps, gauges, meters and laboratory test costs, and all other items necessary to complete this work as specified.

Method of Measurement. This work will be measured for payment in place in feet, regardless of the depth of the water main. The length measured will include stops and fittings. No separate measurement will be made of fittings, couplings, stops, or other components.

Basis of Payment. This work will be paid for at the contract unit price per foot for DUCTILE IRON WATER MAIN, of the diameter specified, measured in place.

PAY ITEM #23 & 24 – WATER VALVES

Description. This work shall consist of constructing water valves. This work shall be in accordance with applicable portions of Section 561 of the Standard Specifications and with the Water and Sewer Specifications, except as modified herein.

Materials. Water valves shall be AMERICAN Flow Control Series 2500 Ductile Iron Resilient Wedge Gate Valves conforming to ANSI/AWWA C515, with mechanical joint end connections, of the diameter specified, or approved equal. All exterior valve body bolting shall be Type 304 stainless steel.

Water main pipe shall be ductile iron pipe conforming to ANSI/AWWA C151/A21.51, Class 52 standard thickness, with push-on joints conforming to AWWA C111.

Water main couplings shall be Krausz Hymax Grip coupling restraints of the diameter required, or approved equal.

Mechanical joint restraints shall be EBAA Iron, Inc., MEGALUG Mechanical Joint Restraints for Ductile Iron Pipe, or approved equal.

Tie rods shall be stainless steel threaded rods $\frac{3}{4}$ in. diameter.

All bolts, tie rods, nuts, washers, and other hardware and fasteners to be installed below grade shall be stainless steel. Bolts and tie rods shall be Type 304 stainless steel. Nuts and washers shall be Type 300 stainless steel.

Valve vaults shall be precast reinforced concrete with a minimum diameter of 4 ft. for valves 8 in. diameter or less and with a minimum diameter of 5 ft. for valves 10 in. diameter or more. The cone section of the valve vault shall have a concentric opening. The openings in the valve vault shall be fitted with rubber pipe boots.

**MICHIGAN AVENUE AND VERMONT STREET
IMPROVEMENTS
VILLAGE OF VILLA PARK**

Construction. Water valves shall be installed in a precast reinforced concrete valve vault unless otherwise specified. The valve shall be placed on a solid concrete block resting on the bottom of the valve vault. The valve shall be placed so that the operating nut is centered under the opening of the valve vault.

Where a new water valve is to be installed on an existing water main, the existing water main shall be cut by an approved method and a section of existing water main of sufficient length shall be removed. The valve shall be joined on both ends to sections of new water main pipe of the proper length with mechanical joint restraints. The valve and pipe assembly shall be positioned in place between the two cut ends of the existing water main and the ends of the existing water main shall be joined to the valve assembly with water main couplings of the proper size. The labor, equipment and materials which are necessary to construct a new water valve on an existing water main will not be paid for separately but shall be included in the cost of this work.

Where an existing water valve is to be removed and replaced with a new water valve in substantially the same location, removal of the existing water valve will not be paid for separately but shall be included in the cost of this work.

Excavation, bedding, and backfilling will not be paid for separately but shall be included in the cost of this work.

Basis of Payment. This work will be paid for at the contract unit price per each for WATER VALVES, of the diameter specified.

PAY ITEM #25 – ADJUSTING SANITARY SEWERS, 8-INCH DIAMETER OR LESS

Description. This work shall consist of adjusting sanitary sewers of 8-inch diameter or less where the proposed utility is in direct conflict with the existing sanitary sewer or service, as determined by the ENGINEER, in accordance with Section 563 of the Standard Specifications and as specified herein.

Materials. Sanitary sewer shall be PVC, SDR 26 conforming to ASTM D2241. Connections to existing sanitary sewer main or service pipe shall be made with stainless steel non-shear mission couplings, gasket to meet ASTM C1173-91, 300 series stainless steel shear ring with a minimum thickness of 0.012", 316 grade stainless steel nut and bolt tightening clamps, shear ring and clamps to meet all requirements of ASTM A167-91, transitional sizes to utilize a one-piece gasket.

Construction Requirements. For instances where the existing sanitary sewer service pipe is excavated and found to be 4-inches in diameter, or less, the sewer service pipe shall be replaced with 6-inch PVC, SDR 26 between the wye or tee connection at the sewer main and the cleanout connection at the property line, or as otherwise directed by the Engineer. Connection to the existing 4-inch (or less) diameter sewer service pipe

MICHIGAN AVENUE AND VERMONT STREET
IMPROVEMENTS
VILLAGE OF VILLA PARK

shall be made using a transitional coupling in conformance with the requirements specified above.

Method of Measurement and Basis of Payment. This work will only be paid for if the Engineer determines the sanitary sewer or service line is in direct conflict with a utility or utilities being constructed under this contract. This work shall be measured and paid for at the contract unit price per foot for ADJUSTING SANITARY SEWERS, 8-INCH DIAMETER OR LESS.

PAY ITEM #26 – FIRE HYDRANT WITH AUXILIARY VALVE AND VALVE BOX

Description. This work shall consist of constructing fire hydrants with auxiliary valves and valve boxes. This work shall be in accordance with Section 564 of the Standard Specifications and with the Standard Specifications for Water and Sewer Construction in Illinois, except as modified herein.

Materials. Fire hydrants shall be AMERICAN Flow Control 5-¼" Waterous Pacer Traffic Model WB67-250 Fire Hydrant, conforming to ANSI/AWWA C502, with all stainless steel trim, above-ground breakable flanges, and auxiliary resilient wedge gate valve and valve box. Fire hydrants shall be fitted with DDP-arrangement nozzle sections with one 4-½ in. pumper nozzle and two 2-½ in. hose nozzles with National Standard threads and a National Standard operating nut.

Fire hydrants shall be factory painted red, prime coated with an epoxy, and finish coated with a two-part polyurethane top coat. Fire hydrants that are not factory painted red will be considered unacceptable and will be rejected.

Fire hydrants shall be furnished with bury depths that will allow the hydrants to be constructed with their ground rings positioned within ¼ in. of finished grade.

Where fire hydrants are to be constructed on existing water mains, Contractor may elect to construct trenches on the existing water main at the locations of proposed fire hydrants to investigate the depth of the existing water main and to determine the bury depths that will be required for the new hydrants prior to furnishing them. Such trenches shall be in accordance with, measured, and paid for as EXPLORATION TRENCH, SPECIAL.

Auxiliary valves shall be AMERICAN Flow Control Series 2500 Ductile Iron 250 psi AWWA Resilient Wedge Gate Valves conforming to ANSI/AWWA C515, with flanged x mechanical joint end connections, 6 in. diameter. All exterior valve body bolting shall be Type 304 stainless steel.

Valve boxes shall have a cover embossed with the word "WATER".

MICHIGAN AVENUE AND VERMONT STREET
IMPROVEMENTS
VILLAGE OF VILLA PARK

Valve box adaptors shall be Adaptor, Inc., Valve Box Adaptor II (VBA-II), or approved equal.

Valve box stabilizer grips shall be by BLR Enterprises, Inc., or approved equal.

Hydrant lead pipe shall be ductile iron pipe conforming to ANSI/AWWA C151/A21.51, Class 52 standard thickness, with push-on joints conforming to AWWA C111, 6 in. diameter.

Water main couplings shall be Krausz Hymax Grip coupling restraints of the diameter required, or approved equal.

Mechanical joint restraints shall be EBAA Iron, Inc., MEGALUG Mechanical Joint Restraints for Ductile Iron Pipe, or approved equal.

Tie rods shall be stainless steel threaded rods $\frac{3}{4}$ in. diameter.

All bolts, tie rods, nuts, washers, and other hardware and fasteners to be installed below grade shall be stainless steel. Bolts and tie rods shall be Type 304 stainless steel. Nuts and washers shall be Type 300 stainless steel.

Fire hydrant barrel extensions, if permitted, shall be AMERICAN Flow Control Waterous Series and shall be a maximum of 18 in.

Fire hydrant bags shall be polypropylene with a minimum thickness of 4 mils and orange in color with bold black print reading "NOT IN SERVICE". Bags shall include tie straps to firmly secure the bags to hydrants.

Construction. Where an existing fire hydrant is to be removed and replaced with a new fire hydrant with auxiliary valve and valve box in substantially the same location, the existing fire hydrant, auxiliary valve, valve box, hydrant lead pipe, and tee shall be excavated and exposed. The existing hydrant lead pipe shall be disconnected from the existing tee and the existing fire hydrant, auxiliary valve, valve box, and hydrant lead pipe shall be removed. The existing tee shall be capped/plugged and remain in place. Removal of the existing fire hydrant and related components will not be paid for separately but shall be included in the cost of this work.

Fire hydrants which are removed and are selected by the Engineer to be salvaged shall remain the property of the Village and shall be delivered by the Contractor to the Village of Villa Park Public Works Department yard located at 51 South Ardmore Avenue in Villa Park. Delivery shall be made during the normal working hours of the Village of Villa Park Public Works Department and the Contractor shall coordinate the day, time and other details of delivery with the Village. Fire hydrants which are not selected by the Engineer to be salvaged shall become the property of the Contractor and shall be removed from the site by the end of the workday and properly disposed of by the

**MICHIGAN AVENUE AND VERMONT STREET
IMPROVEMENTS
VILLAGE OF VILLA PARK**

Contractor. The delivery or disposal of fire hydrants will not be paid for separately but shall be included in the cost of this work.

The proposed fire hydrant shall be installed so that the standpipe is plumb. The center of the lowest nozzle shall be placed at least 18 in. but not more than 24 in. above finished grade. The breakable flanges shall be positioned 2 in. above finished grade. The nearest part of the hydrant shall be at least 3 ft. but not more than 8 ft. behind the back of curb. The nearest part of the hydrant shall be at least 3 ft. from all paved surfaces. Where hydrants are to be installed adjacent to a roadway they shall be placed so that the pumper nozzle faces the roadway and is perpendicular to the direction of travel of the roadway. Where hydrants are not to be installed adjacent to a roadway they shall be placed according to the plans or as directed by the Engineer.

Fire hydrants and auxiliary valves shall be set on a firm foundation of precast concrete blocks and shall be thrust blocked. Additional precast concrete bricks shall be placed under the auxiliary valve as needed. Thrust blocking shall consist of Class SI concrete cast in place against the fittings and the undisturbed earth on any side or sides of the excavation where thrust is expected to occur. A minimum of $\frac{1}{4}$ cu. yd. of concrete shall be used for the thrust blocking. The dimensions of the thrust blocking shall be determined by the Engineer. Thrust blocking may also consist of the placement of precast concrete blocks at the discretion of the Engineer. Additional precast concrete blocks shall be placed on the bottom, back and sides of the hydrant as directed by the Engineer to hold the hydrant solid and vertical. All blocks, bricks and thrust blocking shall be placed such that the pipe, joints, and fittings shall be accessible for future repair and so that the hydrant drain holes are not blocked.

Mechanical joint restraints shall be installed on all mechanical fittings. A minimum of two tie rods shall be installed between the fire hydrant barrel and the tee fitting on the water main. Valve box adaptors shall be installed. Valve box stabilizer grips shall be installed. Barrel extensions will only be permitted at the discretion of the Engineer.

Fire hydrants shall be braced and covered during backfilling. The area around the base of the hydrant shall be backfilled with a minimum of 1 cu. yd. of crushed aggregate of CA-1 gradation. The CA-1 aggregate shall be covered with polyethylene sheeting prior to further backfilling. Backfill material shall be placed in lifts not exceeding 6 in. in thickness, loose measurement, and compacted in a manner approved by the Engineer.

Fire hydrants which are damaged during backfilling or which paint coat is damaged or chipped during backfilling due to lack of covering or lack of adequate covering shall have their heads replaced by Contractor at no cost to Owner.

Fire hydrants not in service shall be covered with fire hydrant bags until the fire hydrants are in service.

**MICHIGAN AVENUE AND VERMONT STREET
IMPROVEMENTS
VILLAGE OF VILLA PARK**

Excavation, bedding, and backfilling (including trench backfill) of fire hydrants will not be paid for separately but shall be included in the cost of this work.

Method of Measurement. This work will be measured for payment as each fire hydrant with auxiliary valve and valve box installed. No separate measurement will be made of pipe, fittings, hardware, or any other components.

Basis of Payment. This work will be paid for at the contract unit price per each for FIRE HYDRANT WITH AUXILIARY VALVE AND VALVE BOX.

PAY ITEM #27 & 28 – CATCH BASINS

Description. This work shall consist of constructing catch basins at locations shown on the plans in accordance with the detail on the plan and Section 602 of the Standard Specifications, except as modified herein.

The CONTRACTOR is responsible for tying in all existing storm sewers to the proposed structure. Up to 5 feet of new sewer (if required) for each existing sewer tying into the proposed structure shall be considered included in the cost of this item. Connections to existing storm sewers should be made using non-shear mission couplings. The Contractor shall be responsible for verifying the size, inverts and locations of the existing sewers to be connected to the proposed structure. Any existing storm sewers that are damaged during construction shall be replaced in kind by the CONTRACTOR at no cost to the VILLAGE. The pipe, couplings, and trench backfill shall be included in the cost of the structure and will not be paid for separately.

Method of Measurement and Basis of Payment. This work shall be measured and paid for per each for CATCH BASINS, of the type, size and frame specified.

PAY ITEM #29 & 30 – VALVE VAULTS, TYPE A

Description. This work shall consist of constructing valve vaults for water mains and water services in accordance with Section 44 of the latest edition of the "Standard Specifications for Water and Sewer Main Construction in Illinois" and Section 602 of the STANDARD SPECIFICATIONS.

In addition to the requirements of Sections 44 – 2.02 and 44 – 3.01 and 602, valve vaults shall be constructed in accordance with the Village of Villa Park Standard Detail. All lids for valve vaults shall have the words "WATER" cast into them.

Preformed plastic gasket material shall be installed at all joints. All openings around the water main shall be filled with preformed plastic gasket material and sealed with non-

**MICHIGAN AVENUE AND VERMONT STREET
IMPROVEMENTS
VILLAGE OF VILLA PARK**

shrink hydraulic grout. The concrete base of the vault shall be set on a minimum of 4-inches of well compacted CA-11 or CA-7.

Excavation, bedding, and backfilling needed for the installation of valve vaults will not be paid for separately but shall be included in the cost of this work.

Measurement and Payment. This work will be paid for at the contract unit price each for VALVE VAULTS, TYPE A, of the diameter and frame specified.

PAY ITEM #31 – COMBINATION CONCRETE CURB AND GUTTER, TYPE B-6.12

Description. This work shall consist of the construction of combination concrete curb and gutter type B-6.12, including all necessary embankment as shown on the plans or as directed by the Engineer. This work shall be in accordance with the detail in the plans and Sections 606, 205, and 311 of the Standard Specifications, except as modified herein.

Backfill behind the proposed back of curb shall be in accordance with Section 205 of the Standard Specifications.

Combination concrete curb and gutter shall be constructed on a prepared base of mechanically compacted crushed aggregate of CA-6 gradation having a minimum compacted thickness of 4 in.

Wood forms shall be used. Forms constructed of steel or Masonite will not be permitted. Forms for radius sections of the combination concrete curb and gutter shall be constructed of 1 in. thick wood boards.

The height of the curb head may vary as shown on the plans or as directed by the Engineer. Variations in the height of the curb head will not be paid for separately but shall be included in the cost of this item.

Where combination concrete curb and gutter is constructed across driveways, alleys, sidewalk curb ramps, or other designated areas, the top of the curb shall be depressed according to the details shown on the plans or as directed by the Engineer. The transition from full height curb to depressed curb shall be made over a distance equal to at least four times the difference in height between the full height curb and the depressed curb.

Where combination concrete curb and gutter is constructed across sidewalk curb ramps, the depressed curb shall be in compliance with all applicable requirements of the Americans with Disabilities Act (ADA) and the Proposed Guidelines for Accessible Rights-of-Way (PROWAG).

**MICHIGAN AVENUE AND VERMONT STREET
IMPROVEMENTS
VILLAGE OF VILLA PARK**

Where combination concrete curb and gutter is to be constructed adjacent to existing PCC pavement that is not being reconstructed, the proposed curb shall be tied into the existing pavement with No. 6 tie bars spaced at 36" center to center. The tie bars shall be drilled into the existing pavement. No separate payment shall be made for furnishing or installing tie bars. A clean edge shall be cut in the existing PCC pavement along the proposed edge of payment prior to the placement of the proposed curb and gutter.

Where combination concrete curb and gutter is to be constructed adjacent to proposed sidewalk to be constructed, the combination concrete curb and gutter shall be constructed first and shall be constructed with an integral poured ledge. The ledge shall extend horizontally a minimum of 3 in. from the back of the curb head of the combination concrete curb and gutter. The ledge shall be positioned so that the vertical distance from the top of the ledge to the top of the curb head is equal to the thickness of the proposed sidewalk. The ledge shall extend vertically to the bottom edge of the combination concrete curb and gutter. The construction of the integral poured ledge will not be paid for separately but shall be included in the cost of this item.

Expansion joints shall be constructed at 60 ft. maximum centers. Expansion joints shall also be constructed at all construction joints, all points of curvature, all points of tangency, within 5' on either side of all curb structure castings, and at additional locations as directed by the Engineer. Expansion joints shall consist of a 1 in. thick preformed bituminous expansion joint filler that extends the full cross section of the combination concrete curb and gutter. Expansion joint filler material that is larger than the cross section of the combination concrete curb and gutter shall be cut to the exact cross section of the combination concrete curb and gutter. Expansion joints shall have two 18 in. long, No. 6 non-deformed epoxy-coated steel dowel bars placed at mid-depth. The dowel bars shall have a greased plastic expansion cap placed on one end of each dowel bar a minimum of 1 in. from the end of the dowel bar.

Where proposed combination concrete curb and gutter is to be constructed abutting existing combination concrete curb and gutter, the dowel bars shall be drilled into the existing combination concrete curb and gutter. This work will not be paid for separately but shall be included in the cost of this item.

Contraction joints shall be constructed at 15 ft. maximum centers. Where the location of a contraction joint coincides with the location of an expansion joint, the contraction joint may be omitted at the discretion of the Engineer. Contraction joints shall be tooled and sawed. Sawing of contraction joints shall commence as soon as the concrete has hardened sufficiently to permit sawing without excessive raveling, but in no case shall sawing commence less than 4 hours or more than 24 hours after the concrete is placed. Sawing of contraction joints shall be to a depth equal to 1/3 the thickness of the gutter flag and to a width of not less than 1/8 in. Contraction joints shall be sealed according to Article 420.12, except that joints shall be sealed with polysulfide or polyurethane joint sealant.

**MICHIGAN AVENUE AND VERMONT STREET
IMPROVEMENTS
VILLAGE OF VILLA PARK**

If Contractor fails to construct joints in accordance with the requirements of this provision and the curb cracks, the Contractor shall remove and replace the affected section of combination concrete curb and gutter extending the full length between the two adjacent joints on either side of the crack. This work will not be paid for but shall be at the Contractor's expense.

Upon removal of the forms from the back of the combination concrete curb and gutter, excavated areas behind the combination concrete curb and gutter shall be immediately backfilled. Areas where pavement or sidewalks are to be constructed shall be backfilled with crushed aggregate of CA-6 or CA-7 gradation and mechanically compacted. Areas where topsoil and sodding are to be placed shall be backfilled with non-organic material acceptable to the Engineer. This work will not be paid for separately but will be included in the cost of this item.

Basis of Payment. This work will be paid for at the contract unit price per foot for COMBINATION CONCRETE CURB AND GUTTER, TYPE B-6.12.

PAY ITEM #32 – NON-SPECIAL WASTE DISPOSAL

Description. This work shall consist of the satisfactory disposal of any Non-Special Waste encountered during construction in accordance with Section 669 of the Standard Specifications. In the event that contaminated waste is encountered, the disposal of the material shall be compensated for as NON-SPECIAL WASTE DISPOSAL.

This pay item is for contingency purposes only. The Village reserves the right to increase or reduce the quantity or to delete this pay item from the Contract. The Contractor is not entitled to compensation for any changes in quantities for this pay item.

Work required for the excavation, removal and disposal of uncontaminated material necessary for the construction of the proposed underground utilities shall be considered included in the cost of associated contract pay items.

Basis of Payment. This work shall be paid for at the Contract unit price per cubic yard for NON-SPECIAL WASTE DISPOSAL, which price shall be considered full compensation for all sampling, testing, documentation, coordination, handling and transportation necessary for the disposal of all contaminated material.

PAY ITEM #36 – VALVE VAULTS TO BE ABANDONED

Description. This work shall consist of abandoning valve vaults in accordance with Section 605 of the Standard Specifications, as shown on the plans and as designated by the Engineer.

**MICHIGAN AVENUE AND VERMONT STREET
IMPROVEMENTS
VILLAGE OF VILLA PARK**

The Contractor shall remove the frame and cone of the existing valve vault to an elevation of at least 3 feet below the existing ground, and fill the vault with compacted sand or flowable fill.

In paved areas, the void above the abandoned structure shall be backfilled with trench backfill to the top of the existing pavement as directed by the Engineer. Backfilling abandoned valve boxes in paved areas, shall have the cost of the backfill, including trench backfill, included in the cost of this item.

In unpaved areas, the void above the abandoned valve box shall be filled with suitable fill and a minimum of 4 inches of topsoil, and restored in accordance with PARKWAY RESTORATION – SODDING, SALT TOLERANT. Backfilling abandoned valve vaults in unpaved areas shall be paid as PARKWAY RESTORATION – TOPSOIL FURNISH AND PLACE, 4”.

Basis of Payment. The work specified above shall be paid for at the contract unit price each for VALVE VAULTS TO BE ABANDONED.

PAY ITEM #37 – EXPLORATION TRENCH, SPECIAL

Description. This work shall consist of constructing a trench for the purpose of locating and inspecting an existing utility or utilities. This work shall be in accordance with Section 213 of the Standard Specifications, except as modified herein.

The exploration trench may be used to locate any existing utility or utilities, including, but not limited to, water mains, water services, sewer mains, sewer services, field tiles, gas lines, underground electric lines, underground telephone lines, underground cable TV lines, underground communication lines, underground fiber optic lines, and other utilities as applicable.

The exploration trench may be used to locate existing utilities regardless of whether the utilities are public or private; known or unknown; or marked or unmarked. The exploration trench may also be used to inspect the condition of existing utilities, determine the material type or dimensions of existing utilities, and to verify clearances between multiple utilities.

The exploration trench shall be constructed at the locations shown on the plans or as directed by the Engineer. The depth of the exploration trench shall vary as necessary, but shall be sufficient to locate the utility or utilities under investigation. The width of the trench shall be sufficient to allow proper investigation of the entire trench.

Upon completion of the exploration trench, the trench shall be backfilled. All exploration trenches where the inner edge of the trench is within 2 ft of an existing or proposed edge of pavement, driveway, curb, gutter, curb and gutter, stabilized shoulder, or

**MICHIGAN AVENUE AND VERMONT STREET
IMPROVEMENTS
VILLAGE OF VILLA PARK**

sidewalk shall be backfilled with trench backfill in accordance with Section 208 of the Standard Specifications. Exploration trenches which do not require trench backfill shall be backfilled in accordance with Article 550.07 of the Standard Specifications. Backfilling of exploration trenches will not be measured for payment but shall be included in the cost of this work.

Method of Measurement. The exploration trench will be measured for payment in feet of actual trench constructed, regardless of the depth of the trench constructed. No additional measurement or compensation will be allowed for any delays or unforeseen circumstances arising from this work.

Basis of Payment. This work will be paid for at the contract unit price per foot for EXPLORATION TRENCH, SPECIAL.

Basis of Payment. This work will be paid for at the contract unit price per foot for EXPLORATION TRENCH, SPECIAL, regardless of the depth of the actual trench constructed.

PAY ITEM #38 & 39 – WATER MAIN LINE STOP

Description. This work shall consist of the placement of a self-contained unit of the size indicated on the plans for the purpose of installation of a valve and/or other connection with the existing water distribution system without interruption of service. This work shall be performed at the locations shown on the plans and as directed by the Engineer.

The line stop unit shall be a self-contained hydraulic (hand pump operated) ram. The line stopping device shall be of such a design, that when hydraulic pressure is applied, the rubber will expand and conform to the inside diameter of the pipe and tuberculation inside the main (if any) will be moved outside of the sealing area. The line stop shall be of the 'Short Stop' variety which will require removing only the top of the pipe during operation. All fittings shall employ an inside diameter thread, screw-type connection. After insertion of the plug, a screw-on cap shall be used and bolted down. The system shall be capable of containing a water pressure of 150 psi. The line stopping system shall be Hydra-Stop or approved equal. Shop drawings for line stop sleeves shall be submitted for approval by the Engineer prior to delivery to the job site.

This work shall include all excavation, saw cutting, legal disposal off-site of all excess material, trench backfill, labor, materials and equipment necessary to perform the work as herein specified.

Basis of Payment. This work will be paid for at the contract unit price each for WATER MAIN LINE STOP, of the diameter specified.

**MICHIGAN AVENUE AND VERMONT STREET
IMPROVEMENTS
VILLAGE OF VILLA PARK**

PAY ITEM #40 – SANITARY MANHOLES TO BE ADJUSTED

Description. This work shall consist of adjusting sanitary manholes with their existing frame, in accordance with Section 602 of the Standard Specifications and as specified herein.

At locations shown on the plans or as directed by the Engineer, sanitary manholes shall be adjusted with new frame and grates. New frame and grates will be paid for separately.

Each structure adjustment shall be limited to two adjustment rings. The CONTRACTOR shall place a continuous strip 3/8" thick of polyurethane sealer/adhesive between the PCC structure or PCC ring and the bottom of the rubber ring. The CONTRACTOR shall also place a continuous strip 3/8" thick of polyurethane sealer/adhesive between the top of the rubber ring and the bottom of the frame.

This item shall include the installation of a Certex internal manhole chimney seal to the existing frame conforming to ASTM C-923 or approved equal in accordance with Village Standards. If an internal chimney seal already exists, it shall be removed and replaced unless otherwise directed by the Engineer.

Hydraulic cement shall be used in the adjustment of said structure to seal the outside of the adjustment rings and under the frame.

Basis of Payment. This work will be measured and paid for at the contract unit price per each for SANITARY MANHOLES TO BE ADJUSTED.

PAY ITEM #41 – TRAFFIC CONTROL AND PROTECTION (SPECIAL)

Traffic control shall be in accordance with the applicable sections of the Standard Specifications, the "Illinois Manual on Uniform Traffic Control Devices for Streets and Highways", any special details and Highway Standards contained in the plans, and the Special Provisions contained herein.

Special attention is called to Article 107.09 of the Standard Specification and the following Highway Standards, Details, Quality Standard for Work Zone Traffic Control Devices, Recurring Special Provisions and Special Provisions contained herein, relating to traffic control.

If required, the Contractor shall submit a detour plan to the Engineer for approval prior to initiating the detour. The cost to establish a detour shall be included in the cost of this item.

**MICHIGAN AVENUE AND VERMONT STREET
IMPROVEMENTS
VILLAGE OF VILLA PARK**

The Contractor shall contact the VILLAGE at least 72 hours in advance of beginning work.

STANDARDS: 701301, 701501, 701801, 701901

DETAILS: Traffic Control and Protection for Sideroads, Intersections, and Driveways (TC-10), District One Typical Pavement Marking (TC-13)

SPECIAL PROVISIONS: Maintenance for Roadways, Work Zone Traffic Control, and Flaggers in Work Zones.

Basis of Payment. This work shall be paid for at the contract unit price per lump sum for TRAFFIC CONTROL AND PROTECTION (SPECIAL).

PAY ITEM #42 – HOT MIX ASPHALT DRIVEWAY PAVEMENT

Description. Work under this item consists of construction of new HMA driveway pavement at locations shown on the plans, or as directed by the ENGINEER, in accordance with Sections 301, 351, 406 and 423 of the Standard Specifications and as directed by the ENGINEER.

CONTRACTOR shall place embankment or excavate in accordance with Sections 202 and 205 of the Standard Specifications in order to achieve the required finished grades.

Residential driveway pavement shall consist of 1 lift of 2 ½” HMA Binder Course, IL-19.0, N50, and 1 lift of 1 ½” HMA Surface Course, Mix D, N50 for a total of 4” of HMA and 6” of mechanically compacted Aggregate Base Course, Type B.

All excavation, embankment, HMA Surface Course, HMA Binder Course, and aggregate base course will not be paid for separately but shall be included in this pay item. This shall include any excavation required to widen driveways to meet Village Standards.

Basis of Payment. This work shall be measured in place and paid for at the contract unit price per square yard for HOT-MIX ASPHALT DRIVEWAY PAVEMENT, thickness specified.

PAY ITEM #43 – CONSTRUCTION LAYOUT

The Contractor shall be required to furnish and place construction layout stakes for this project. The Engineer will provide adequate reference points to the centerline of survey and benchmarks as shown in the plans and listed herein. Any additional control points set by the Engineer will be identified in the field to the Contractor and all field notes will be kept in the office of the Resident Engineer.

**MICHIGAN AVENUE AND VERMONT STREET
IMPROVEMENTS
VILLAGE OF VILLA PARK**

The Contractor shall provide field forces, equipment and material to set all additional stakes for this project, which are needed to establish offset stakes, reference points, and any other horizontal or vertical controls, including supplementary benchmarks, necessary to secure a correct layout of the work. Stakes for line and grade of pavement and/or curb shall be set at sufficient station intervals (not to exceed 50 ft.) to assure substantial conformance to plan line and grade. The Contractor will not be required to set additional stakes to locate a utility line which is not included as a pay item in the contract nor to determine property lines between private properties.

The Contractor shall be responsible for having the finished work substantially conform to the lines, grades, elevations and dimensions called for in the plans. Any inspection or checking of the Contractor's layout by the Engineer and the acceptance of all or any part of it shall not relieve the Contractor of his/her responsibility to secure the proper dimension, grades and elevations of the several parts of the work. The Contractor shall exercise care in the preservation of stakes and benchmarks and shall have them reset at his/her expense when any are damaged, lost, displaced or removed or otherwise obliterated.

Responsibility of the Engineer

- a. The Engineer will locate and reference the baseline.

Locating and referencing the baseline of survey will consists of establishing and referencing the control points of the baseline of surveys such as PC's, PT's and as many POT's as are necessary to provide a line of sight.
- b. Benchmarks will be established along the project outside of the construction lines not exceeding 300 m (1,000 ft.) intervals horizontally and 6 m (20 ft.) vertically.
- c. Stakes set for (a) and (b) above will be identified in the field to the Contractor.
- d. The Engineer will make random checks of the Contractor's staking to determine if the work is in substantial conformance with the plans. Where the Contractor's work will tie into work that is being or will be done by others, checks will be made to determine if the work is in conformance with the proposed overall grade and horizontal alignment.
- e. The Engineer will make all arrangements and take all cross sections from which the various pay items are to be measured.
- f. Where the Contractor, in setting construction stakes, discovers discrepancies, the Engineer will check to determine their nature and make whatever revisions are necessary in the plans, including the recross-sectioning of the area involved. Any additional restaking required by the Engineer will be the

**MICHIGAN AVENUE AND VERMONT STREET
IMPROVEMENTS
VILLAGE OF VILLA PARK**

responsibility of the Contractor. The additional restaking done by the Contractor will be paid for in accordance with 109.04 of the Standard Specifications.

- g. It is not the responsibility of the Engineer, except as provided herein, to check the correctness of the Contractor's stakes; however, any errors that are apparent will be immediately called to the Contractor's attention and s(he) shall be required to make the necessary correction before the stakes are used for construction purposes.
- h. Where the plan quantities for excavation are to be used as the final pay quantities, the Engineer will make sufficient checks to determine if the work has been completed in substantial conformance with the plan cross sections.

Responsibility of the Contractor

- a. The Contractor shall establish from the given survey points and benchmarks all the control points necessary to construct the individual project elements. S(he) shall provide the Engineer adequate control in close proximity to each individual element to allow adequate checking of construction operations. This includes, but is not limited to, line and grade stakes, line and grade nails in form work, and/or filed or etched marks in substantially completed construction work.

It is the Contractor's responsibility to tie in baseline control points in order to preserve them during construction operations.

- b. The Contractor shall be responsible for locating and marking the limits of the project prior to the installation of silt fence.
- c. At the completion of the grading operations, the Contractor will be required to set stakes at 30 m (100 ft.) station intervals along each profile grade line. These stakes will be used for final cross sectioning by the Engineer.
- d. All work shall be in accordance with normally accepted self-checking surveying practices. Field notes shall be kept in standard survey field notebooks and those books shall become the property of the Engineer at the completion of the project. All notes shall be neat, orderly and in accepted form.

Basis of Payment: This item will be paid for at the contract lump sum price for CONSTRUCTION LAYOUT.

**MICHIGAN AVENUE AND VERMONT STREET
IMPROVEMENTS
VILLAGE OF VILLA PARK**

PAY ITEM #44 – DRAINAGE & UTILITY STRUCTURES TO BE ADJUSTED

Description. This work shall consist of adjusting catch basins, manholes, valve vaults, and inlets with their existing frame, in accordance with Section 602 of the Standard Specifications and as specified herein. The word STRUCTURE shall be understood to mean catch basin, manhole, valve vault, or inlet as the case may be.

At locations shown on the plans or as directed by the Engineer, structures shall be adjusted with new frame and grates. New frame and grates will be paid for separately.

Each structure adjustment shall be limited to two adjustment rings. The final ring and rings under 2" on all drainage adjustments shall be rubber. The CONTRACTOR shall place a continuous strip 3/8" thick of polyurethane sealer/adhesive between the PCC structure or PCC ring and the bottom of the rubber ring. The CONTRACTOR shall also place a continuous strip 3/8" thick of polyurethane sealer/adhesive between the top of the rubber ring and the bottom of the frame.

Hydraulic cement shall be used in the adjustment of said structure to seal the outside of the adjustment rings and under the frame.

Basis of Payment. This work will be measured and paid for at the contract unit price per each for DRAINAGE & UTILITY STRUCTURES TO BE ADJUSTED.

PAY ITEM #45 – DRAINAGE STRUCTURE TO BE REMOVED

Description. This work shall consist of removing and disposing of existing catch basins, inlets, or manholes in accordance with Section 605 of the Standard Specifications and as specified herein. The word STRUCTURE shall be understood to mean catch basins, inlets, manholes or valve vaults as the case may be.

Construction Requirements. In addition to the requirements of Article 605.03 of the Standard Specifications, the Contractor shall saw cut a square area around the structure to be removed of sufficient size to remove the structure. If the structure is not to be replaced, the hole left by removing the structure shall be backfilled with mechanically compacted CA-6. This backfill shall be included in the cost for DRAINAGE STRUCTURE TO BE REMOVED.

Method of Measurement and Basis of Payment. This work shall be measured and paid for at the contract unit price per each for DRAINAGE STRUCTURE TO BE REMOVED.

**MICHIGAN AVENUE AND VERMONT STREET
IMPROVEMENTS
VILLAGE OF VILLA PARK**

PAY ITEM #46 – CLASS B PATCHES, SPECIAL, 7”

Description. This work shall consist of the removal of the existing pavement, the necessary excavation, and the replacement with Portland Cement Concrete patches at designated locations. This work shall be in accordance with Section 442 of the Standard Specifications, except as modified herein.

Remove all references to a specified type or types of patches in the Standard Specifications.

All patches shall be saw cut full-depth prior to removal of the existing pavement. Saw cuts and pavement removal will not be paid for separately, but shall be included in the cost of this work. This work shall include the necessary excavation and removal of any temporary stone or existing subbase/subgrade as necessary to place the permanent patch and subbase granular material.

Removal and disposal of the existing steel reinforcement shall be included in the cost of this item.

Patches shall be constructed with 7” of Portland Cement Concrete placed on 4” subbase granular material (CA-6) in accordance with Sections 1020 and 311 of the Standard Specifications. All reinforcement shall be installed per the IDOT Highway Standards and Section 442 of the Standard Specifications and shall be included in the cost of this item.

When monolithic curb is located within a proposed Class B Patch, the removal and replacement of the monolithic curb shall be measured and paid for separately as COMBINATION CURB AND GUTTER REMOVAL and COMBINATION CONCRETE CURB AND GUTTER, TYPE B-6.12, respectively.

Class B Patches shall only be constructed across roadways and entrances one half at a time. Class B patches located within intersections shall be constructed so one lane of traffic is open in both the east/west and north/south directions at all times. The Contractor shall make every effort to minimize impacts to private driveway access. The use of steel plates will be allowed during concrete curing times, unless otherwise directed by the Engineer. Class B patches will be permitted to cure for a minimum of 72 hours.

Basis of Payment. This work will be paid for at the contract unit price per square yard for CLASS B PATCHES, SPECIAL, 7 INCH.

**MICHIGAN AVENUE AND VERMONT STREET
IMPROVEMENTS
VILLAGE OF VILLA PARK**

PAY ITEM #47 – CONTINGENCY ALLOWANCE

Description. A contingency allowance pay item is provided as a part of this contract for the purpose of facilitating the completion of unforeseen or additional work not included in the contract as awarded, and which is determined by the Engineer to be necessary and germane to the contract.

Use of the contingency allowance will be at the discretion of the Engineer. The Engineer may, at the Engineer’s discretion, use the contingency allowance for any of the following reasons:

- (a) Facilitate a temporary payment allowance to the Contractor for work completed under existing contract pay items and for which completed quantities exceed contract quantities;
- (b) Facilitate a temporary payment allowance to the Contractor for work completed beyond the scope of existing contract pay items; or
- (c) Facilitate a temporary payment allowance to the Contractor for the purchase of equipment, materials or such other requisition as Engineer determines to be necessary for the completion of the Work.

Such use of the CONTINGENCY ALLOWANCE will be further subject to approval by the Village. The Village’s decision with regard to use of the CONTINGENCY ALLOWANCE will be final.

- A. Any payments made to Contractor under the CONTINGENCY ALLOWANCE will be considered temporary, and will only be retained by Contractor until such time that an authorization of contract changes can be approved and incorporated into the contract.
- B. Contractor, in accepting payments made under the CONTINGENCY ALLOWANCE, agrees to the terms of this and other applicable special provisions. Contractor agrees to relinquish any monies and any claim to monies paid under the CONTINGENCY ALLOWANCE upon approval of an authorization of contract changes and payment for any work for which payment was previously made under the CONTINGENCY ALLOWANCE. Contractor further agrees to return any monies previously paid thereunder.
- C. The CONTINGENCY ALLOWANCE pay item for this contract has been established with a unit of measurement in dollars, a quantity of 50,000.00, and a contract unit price of one dollar (\$1.00), for a total CONTINGENCY ALLOWANCE contract price of fifty thousand dollars and no cents (\$50,000.00). Bidder, in submitting a bid, accepts the quantity, contract unit price, and total contract price of the CONTINGENCY ALLOWANCE.

**MICHIGAN AVENUE AND VERMONT STREET
IMPROVEMENTS
VILLAGE OF VILLA PARK**

Basis of Payment. This work will be paid for at the contract unit price per dollar for CONTINGENCY ALLOWANCE. The total bid amount for this item will be \$50,000.00.

PAY ITEM #48 – EARTH EXCAVATION (ROADWAY)

Description. Work under this item consists of the excavation required to install the proposed curb and gutter and pavement section accordance with Section 202 of the Standard Specifications and as directed by the ENGINEER.

This item shall include the excavation and disposal of all stone, earth, clay, soil, etc. required to install the proposed pavement section and curb and gutter (including proposed subbase). All other earth excavation shall be included in the cost requiring it (driveway replacement, sidewalk replacement, parkway restoration, etc.).

Any additional undercuts required beneath the proposed road and curb subbase shall be paid for separately.

Basis of Payment. This work shall be measured and paid for at the contract unit price per cubic yard for EARTH EXCAVATION (ROADWAY).

PAY ITEM #49 – PARKWAY RESTORATION – SODDING, SALT TOLERANT

Description. This work shall consist of fertilizing the areas to be sodded and furnishing and placing salt tolerant sod as specified in the plans. All work shall be in accordance with Sections 252 of the Standard Specifications, and as specified herein.

Excess spoil removed from parkways shall be immediately removed from the site and shall at no time be stored on the roadway. All sod shall be placed before the final roadway surface is installed.

Fertilizer nutrients shall be applied in accordance with Section 252.03 of the Standard Specifications and shall be included in the cost for PARKWAY RESTORATION – SODDING, SALT TOLERANT.

Topsoil shall be measured and paid for separately.

Method of Measurement and Basis of Payment. This work shall be measured in place and paid for at the contract unit price per square yard for PARKWAY RESTORATION – SODDING, SALT TOLERANT.

**MICHIGAN AVENUE AND VERMONT STREET
IMPROVEMENTS
VILLAGE OF VILLA PARK**

Video recordings will begin with an audio narrative which provides the current date and time, the name of the Village and name of project, and a description of both the starting location and the location or locations to be recorded, including street name or names, street addresses, and any additional information which may be necessary to describe the location and subject of viewing.

Video recordings will maintain viewer orientation by means of an audio commentary in the audio track of each video recording which provides an explanation of what is being viewed; and by videotaping landmarks and readily identifiable objects, including property addresses, street signs, or other appropriate objects, at appropriate intervals.

Pre-construction video recordings will be recorded at a rate of travel not exceeding 50 feet per minute, and zooming and panning rates will be controlled to provide clarity of features during playback. The finished product will be provided with bright, clear pictures and accurate colors free from distortion, tearing, rolls, or other forms of picture imperfection. The audio will have proper volume and clarity. All recordings will be performed at times of satisfactory visibility, and when no more than 10 percent of ground is obscured by snow, leaves, or other cover.

If any element within or portion of the project area is not adequately documented by the pre-construction video recording so as to definitively demonstrate its condition prior to the start of construction, Contractor will assume responsibility for the repair, restoration or replacement of that element or portion of the project area. Such repair, restoration or replacement will be to equal or better condition than previously existing, and will further comply with all standards and provisions which govern the work in question.

Schedule. Preconstruction video recording will be performed according to the following schedule:

- (a) Pre-construction video recording will be completed after a Notice to Proceed has been issued.
- (b) Pre-construction video recording will be completed after the Joint Utility Locating Information for Excavators (JULIE) request for the project area has cleared.
- (c) Pre-construction video recording will be completed before any equipment, materials, or other items are delivered to the site.
- (d) Pre-construction video recording will be completed no more than 7 chargeable days prior to the start of construction.
- (e) Pre-construction video recording will be completed, the required pre-construction video recording deliverables will be submitted to the Engineer, and the Engineer will review and issue written approval of the

**MICHIGAN AVENUE AND VERMONT STREET
IMPROVEMENTS
VILLAGE OF VILLA PARK**

pre-construction video recording before any activity other than utility locating will be permitted to start. Such activity will include, but not be limited to, delivery of materials and equipment, installation of traffic control and erosion control, and completion of construction layout and tree protection. No days will be charged against the contract time while the video is under review by the Engineer, including the day the deliverables are submitted and the day a response is provided. If the pre-construction video recording or any portions thereof are rejected, the contract time will commence to run until revisions are submitted.

- (f) Pre-construction video recording will be submitted to Engineer for review prior to commencement of any construction, and receive acceptance of recordings prior to commencement of construction. Any areas found not acceptable to the Owner will be re-recorded at no additional cost to the contract.

Deliverables. Video will be high-definition, with a minimum resolution of 1280 × 720 pixels per frame. Video will be filmed in a landscape aspect ratio. Video filmed in a portrait aspect ratio will be considered unacceptable and will be rejected.

Preconstruction video recordings will be provided as electronic files of .avi, .mp4, .m4v, .mkv, .wmv, or .mpg file format, or of such other file format as may be approved by Engineer. Preconstruction video recordings will be provided as independent digital container format files, which container files will include all video, audio, and other electronic information necessary to view the preconstruction video recording as intended.

Video DVD will be considered an unacceptable format for providing preconstruction video recordings, and will be rejected.

Pre-construction video recording electronic files will be provided on a portable electronic media device or devices of one of the following types: USB flash drive, SD flash memory card, CF flash memory card, data DVD, external hard drive, or such other portable electronic media device as may be approved by Engineer. Preconstruction video recording electronic files may also be provided via online file sharing, cloud storage, File Transfer Protocol (FTP), or other online or network file transfer methods if approved by Engineer.

Pre-construction video recording electronic files will be accompanied by corresponding logs which document the dates, times, and locations covered by each preconstruction video recording electronic file.

Contractor shall maintain copies of all items submitted to Engineer for Contractor's own use and record.

**MICHIGAN AVENUE AND VERMONT STREET
IMPROVEMENTS
VILLAGE OF VILLA PARK**

Method of Measurement. This work will be measured for payment on a lump sum basis. No measurement will be made of the individual components of this effort.

Basis of Payment. Pre-construction video recording will be paid for at the contract lump sum price for PRE-CONSTRUCTION VIDEO RECORDING.

PAY ITEM #52 – PROJECT SIGN

Description: This work shall consist of furnishing, fabricating and installing project sign(s) in accordance with Section 720 of the Standard Specifications. The layout of the sign and the location of the sign shall be coordinated and approved by the VILLAGE prior to fabrication. Shop drawings of the sign and assembly shall be submitted to the ENGINEER for approval. This work shall also include posting a jobsite bulletin board at the project site to remain for the duration of the project. The bulletin board shall include emergency contact information, directions to the nearest hospital, and all applicable equal opportunity notices for employees required by the County.

Materials: The sign shall be 3 feet high and 4 feet wide constructed from 0.125 in. thick aluminum sheeting. The minimum letter height shall be 2 inches. The sign shall be fabricated using Type AP white sheeting for the background with black vinyl or black opaque ink for the letters and symbols. The bottom of the sign shall be six feet above ground. The sign shall be mounted using two Type A sign posts in accordance with Section 729 of the Standard Specifications.

DuPage County CDBG Sign

The sign shall include the following language:

“Funding for this project has been provided, in part, by the DuPage Community Development Commission from the U.S. Department of Housing and Urban Development’s Community Development Block Grant Program.”

**MICHIGAN AVENUE AND VERMONT STREET
IMPROVEMENTS
VILLAGE OF VILLA PARK**



The sign shall be erected for the duration of construction. Upon completion of the project, the sign and posts shall be removed and shall remain property of the Village.

This item shall include all excavation, posts, restoration and all material, equipment, and labor required to complete the work specified herein.

Method of Measurement. This work will be measured for payment on a lump sum basis. No measurement will be made of the individual components of this effort.

Method of Measurement and Basis of Payment: This work shall be paid for at the contract lump sum price for PROJECT SIGN.

PAY ITEM #53 – SANITARY SERVICE CONNECTION

Description. This work shall consist of constructing a new sanitary sewer service connection at the locations shown on the plans, or as directed by the Engineer. This work shall be in accordance with Section 563 of the Standard Specifications and with the Standard Specifications for Water and Sewer Construction in Illinois, except as modified herein.

Materials. Tees / wyes shall be polyvinyl chloride (PVC).

Sanitary sewer main pipe shall be polyvinyl chloride (PVC) conforming to ASTM D-2241 with a Standard Dimension Ratio (SDR) equal to 26 and gasketed joints conforming to ASTM D-3212.

**MICHIGAN AVENUE AND VERMONT STREET
IMPROVEMENTS
VILLAGE OF VILLA PARK**

Sanitary sewer service line pipe shall be polyvinyl chloride (PVC) conforming to ASTM D-2241 with a Standard Dimension Ratio (SDR) equal to 26 and gasketed joints conforming to ASTM D-3212.

Pipe couplings shall be Fernco Shielded RC Series Couplings, Mission Rubber Company Flex-Seal ARC Sewer Repair Couplings, or approved equal. Pipe couplings shall be non-shear and shall be equipped with stainless steel bands.

Construction. The exact locations of existing sewer and sewer connections are to be verified in the field by the CONTRACTOR. The Village will not mark locations of existing sanitary services.

The CONTRACTOR shall install a new polyvinyl chloride tee fitting at the location of the connection to the existing sewer main, and shall remove and replace, if necessary, a sufficient length of existing service pipe to re-establish the service. All connections to existing pipes shall be made with non-shear mission couplings. The existing sanitary sewer main shall be cut by an approved method.

Excavation, bedding, and backfilling will not be paid for separately but shall be included in the cost of this work.

Method of Measurement. This work will be measured for payment as each sanitary sewer service connection installed.

Basis of Payment. This work will be paid for at the contract unit price per each for Sanitary Sewer Service Connection.

PAY ITEM #54 – SANITARY SERVICE REPLACEMENT

Description: This work shall consist of the complete removal or abandonment of existing service as directed by the ENGINEER and replacing and reconnecting a new PVC, SDR-26 (ASTM D2241) sanitary service to the existing sanitary sewer.

New sanitary service pipe should be cut in cleanly at the minimum distance from the conflicting improvement that provides for elimination of the conflict, or a location determined by the ENGINEER. A rubber, non-shear mission coupling with stainless steel bands should be used to effect the connection between new service and existing service pipes.

Sanitary services shall be connected to existing or proposed sanitary sewers where shown on the plans. The exact locations of existing sewer and sewer connections are to be verified in the field by the CONTRACTOR. The Village will not mark locations of existing sanitary services, and the locating of existing services shall be the responsibility of the CONTRACTOR. The slope from the right-of-way to the sewer connection shall be

**MICHIGAN AVENUE AND VERMONT STREET
IMPROVEMENTS
VILLAGE OF VILLA PARK**

continuous and constant, except as otherwise authorized by the ENGINEER. The CONTRACTOR shall be responsible for verifying the elevation and slope of the proposed service prior to the installation of each service.

The CONTRACTOR shall install a new polyvinyl chloride tee fitting at the location of the connection on the mainline sanitary sewer. When connecting sanitary services to existing mainline sewers, installation of this fitting shall be paid for as SANITARY SERVICE CONNECTION.

The services shall be replaced from the new fitting at the mainline sanitary sewer to the right-of-way line, using SDR-26 polyvinyl chloride pipe conforming to ASTM D2241 of the same diameter as the existing connection. The CONTRACTOR is to ensure positive flow from the right-of-way to the connection to the mainline sewer.

For instances where the existing sanitary sewer service pipe is excavated and found to be 4-inches in diameter, or less, the sewer service pipe shall be replaced with 6-inch PVC, SDR-26 between the wye or tee connection at the sewer main and the cleanout connection at the property line, or as otherwise directed by the Engineer. Connection to the existing 4-inch (or less) diameter sewer service pipe shall be made using a transitional coupling in conformance with the requirements specified above.

Existing services shall be removed or abandoned in accordance with ABANDON EXISTING SEWERS AND WATER MAIN or EXISTING SEWER REMOVAL. Any holes in existing manholes or pipes that result from abandoning or removing sanitary services shall be plugged in accordance with PLUGGING EXISTING MANHOLES AND PIPES.

Backfill shall be in accordance with Section 208 of the Standard Specifications and shall be paid for as TRENCH BACKFILL.

Method of Measurement and Basis of Payment. Pay limits for removal and replacement of sanitary services for this item shall extend from the connection at the sanitary main to the existing right-of-way. This work will be measured and paid for at the contract unit price per foot for SANITARY SERVICE REPLACEMENT, regardless of service diameter.

PAY ITEM #55 – SANITARY SEWER SERVICE CHECK VALVE

Description. This work shall consist of furnishing and installing a sewer service check valve on a new or existing sewer service line at the locations shown in the plans or as directed by the Engineer. This work shall be in accordance with Section 563 of the Standard Specifications and with the Water and Sewer Specifications, except as modified herein.

MICHIGAN AVENUE AND VERMONT STREET
IMPROVEMENTS
VILLAGE OF VILLA PARK

This work may consist of the standalone installation of a sewer service check valve on an existing sanitary sewer service line; the installation of a sewer service check valve on a new sanitary sewer service line in conjunction with the installation of the new sanitary sewer service line; the standalone installation of a sewer service check valve on an existing storm sewer service line; or the installation of a sewer service check valve on a new storm sewer service line in conjunction with the installation of the new storm sewer service line.

Materials. Sewer service check valves shall be RectorSeal Clean Check Extendable Backwater Valve, 6" PVC, Model #31805, or approved equal.

Sewer service check valve riser pipes shall be polyvinyl chloride (PVC) of the diameter and type required.

Sewer service line pipe shall be polyvinyl chloride (PVC) conforming to ASTM D-2241 with a Standard Dimension Ratio (SDR) equal to 26 and gasketed joints conforming to ASTM D-3212. Sewer service line pipe shall be of the same diameter as the sewer service line on which the sewer service check valve is to be installed. All supplied pipe shall be from the same manufacturer.

Pipe couplings shall be Fernco Shielded RC Series Couplings, Mission Rubber Company Flex-Seal ARC Sewer Repair Couplings, or approved equal. Pipe couplings shall be non-shear and shall be equipped with stainless steel bands.

Construction. The sewer service check valve shall be located a minimum of 12 in. behind the back of the public sidewalk. Where a sewer service check valve is installed in combination with a sewer service cleanout, the sewer service cleanout shall be located a minimum of 12 in. behind the back of the public sidewalk and the sewer service check valve shall be located on the building side of the sewer service cleanout immediately upstream of the sewer service cleanout. The height of the check valve riser pipe shall be such that the top of the sewer service check valve is ½ in. below finished grade.

The check valve shall be assembled and installed in accordance with the manufacturer's specifications. Contractor shall provide all materials, fittings, and adapters necessary to assemble the check valve and to connect it to the sewer service line.

Following installation, the check valve shall be tested by the Contractor to confirm that there is positive flow through the sewer service line and check valve towards the sewer main.

Excavation, bedding, and backfilling (including trench backfill) will not be paid for separately but shall be included in the cost of this work.

**MICHIGAN AVENUE AND VERMONT STREET
IMPROVEMENTS
VILLAGE OF VILLA PARK**

Method of Measurement. This work will be measured for payment as each sewer service check valve installed, regardless of the depth, whether the check valve is installed on an existing sewer service line or a new sewer service line, whether the cleanout is installed on a sanitary sewer service or a storm sewer service, or any other factors. No separate measurement will be made of pipe, fittings, couplings, or other components.

Basis of Payment. This work will be paid for at the contract unit price per each for SEWER SERVICE CHECK VALVE.

PAY ITEM #56 – SANITARY SEWER SERVICE CLEANOUT

Description. This work shall consist of furnishing and installing a sewer service cleanout on a new or existing sewer service line at the locations shown in the plans or as directed by the Engineer. This work shall be in accordance with Section 563 of the Standard Specifications and with the Water and Sewer Specifications, except as modified herein.

This work may consist of either the standalone installation of a sewer service cleanout on an existing sanitary sewer service line; the installation of a sewer service cleanout on a new sanitary sewer service line in conjunction with the installation of the new sanitary sewer service line; the standalone installation of a sewer service cleanout on an existing storm sewer service line; or the installation of a sewer service cleanout on a new storm sewer service line in conjunction with the installation of the new storm sewer service line.

Materials. Sewer service cleanouts shall be polyvinyl chloride (PVC) of the diameter and type required.

Sewer service cleanout riser pipes shall be polyvinyl chloride (PVC) of the diameter and type required.

Sewer service line pipe shall be polyvinyl chloride (PVC) conforming to ASTM D-2241 with a Standard Dimension Ratio (SDR) equal to 26 and gasketed joints conforming to ASTM D-3212. Sewer service line pipe shall be of the same diameter as the sewer service line on which the sewer service cleanout is to be installed. All supplied pipe shall be from the same manufacturer.

Pipe couplings shall be Fernco Shielded RC Series Couplings, Mission Rubber Company Flex-Seal ARC Sewer Repair Couplings, or approved equal. Pipe couplings shall be non-shear and shall be equipped with stainless steel bands.

**MICHIGAN AVENUE AND VERMONT STREET
IMPROVEMENTS
VILLAGE OF VILLA PARK**

Construction. The sewer service cleanout shall be located a minimum of 12 in. behind the back of the public sidewalk. The height of the cleanout riser pipe shall be such that the top of the sewer service cleanout is ½ in. below finished grade.

Excavation, bedding, and backfilling (including trench backfill) will not be paid for separately but shall be included in the cost of this work.

Method of Measurement. This work will be measured for payment as each sewer service cleanout installed, regardless of the depth, whether the cleanout is installed on an existing sewer service line or a new sewer service line, whether the cleanout is installed on a sanitary sewer service or a storm sewer service, or any other factors. No separate measurement will be made of pipe, fittings, couplings, or other components.

Basis of Payment. This work will be paid for at the contract unit price per each for SEWER SERVICE CLEANOUT.

PAY ITEM #57 – SEWER SERVICE FRAME AND LID

Description. This work shall consist of furnishing and installing a frame and lid on a new or existing sewer service cleanout or on a new or existing sewer service check valve at locations where such cleanout or check valve is located within proposed pavement, at the locations shown on the plans, or as directed by the Engineer. This work shall be in accordance with Section 563 of the Standard Specifications and with the Standard Specifications for Water and Sewer Construction in Illinois, except as modified herein.

Materials. Sewer service frames and lids shall be Neenah R-1975-A2 or approved equal.

Construction. The sewer service frame and lid shall be located such that no portion of the frame when plumb is less than 12 in. from any edge of the adjacent pavement. The height of the sewer service frame and lid shall be such that the top of the sewer service frame and lid is ¼ in. below the finished grade of the adjacent pavement.

Excavation, bedding, and backfilling will not be paid for separately but shall be included in the cost of this work.

Method of Measurement. This work will be measured for payment as each sewer service frame and lid installed.

Basis of Payment. This work will be paid for at the contract unit price per each for SEWER SERVICE FRAME AND LID.

**MICHIGAN AVENUE AND VERMONT STREET
IMPROVEMENTS
VILLAGE OF VILLA PARK**

PAY ITEM #58 – SHUTDOWN WATER MAIN CONNECTION

Description. This work shall consist of making non-pressure, cut-in connections to existing water mains. This work shall be in accordance with Section 561 and Section 563 of the Standard Specifications and with the Standard Specifications for Water and Sewer Construction in Illinois, except as modified herein.

Materials. Water main pipe shall be ductile iron pipe conforming to ANSI/AWWA C151/A21.51, Class 52 standard thickness, with gasketed bell and spigot type push-on joints conforming to ANSI/AWWA C111/A21.11, of the diameter required. Pipe shall have an interior cement mortar lining conforming to AWWA C104.

Water main fittings shall be ductile iron conforming to ANSI/AWWA C110/A21.10 or ANSI/AWWA C153/A21.53. Fittings shall be cement mortar lined and tar coated in accordance with AWWA C104. Fittings shall have mechanical joint end connections unless otherwise specified. Fittings shall include tees, crosses, reducers, and all other fittings as may be necessary to construct a connection to an existing water main.

Water main couplings shall be Krausz Hymax Grip coupling restraints of the diameter required, or approved equal.

Mechanical joint restraints shall be EBAA Iron, Inc., MEGALUG Mechanical Joint Restraints for Ductile Iron Pipe, or approved equal.

Tie rods shall be stainless steel threaded rods $\frac{3}{4}$ in. diameter.

All bolts, tie rods, nuts, washers, and other hardware and fasteners to be installed below grade shall be stainless steel. Bolts and tie rods shall be Type 304 stainless steel. Nuts and washers shall be Type 300 stainless steel.

Construction. The connection to the existing water main shall be accomplished by the use of fittings of the proper types and sizes, sections of new water main pipe of the proper lengths and diameters, water main couplings of the proper sizes, and mechanical joint restraints. The connection shall be made in the most direct configuration possible. The connection may be made to the existing water main or to existing valves or fittings.

All pipe and fittings shall be disinfected prior to their installation in accordance with the Water and Sewer Specifications.

The water main pipe and fittings shall be placed on a bedding of crushed aggregate of CA-7 or CA-11 gradation having a minimum thickness of 4 in. The bedding shall be placed to a minimum of 12 in. above the water main pipe and fittings.

MICHIGAN AVENUE AND VERMONT STREET
IMPROVEMENTS
VILLAGE OF VILLA PARK

Thrust blocking of all fittings shall be in accordance with Article 41-2.08 of the Water and Sewer Specifications and the details in the plans.

Excavation, bedding, and backfilling will not be paid for separately but shall be included in the cost of this work.

Method of Measurement. This work will be measured for payment as each connection made, regardless of the depth of the connection, the number or type of fittings required, the size of water main, or any other factors. No separate measurement will be made of pipe, fittings, couplings, hardware, or any other components.

Basis of Payment. This work will be paid for at the contract unit price per each for SHUTDOWN WATER MAIN CONNECTION.

PAY ITEM #59 - STORM SEWERS, PVC

Description. This work shall consist of constructing Polyvinyl chloride pipe storm sewers on granular bedding as shown on the plans in accordance with the detail in the plans, Section 550 of the Standard Specifications, and as specified herein. Storm Sewers shall have a standard dimension ratio (SDR) of 26, with push-on joints.

Materials. Storm sewers shall be polyvinyl chloride and shall conform to ASTM D-2241, SDR 26, with joints conforming to ASTM D-3212 or D-2855

Construction Requirements. Storm sewers shall be installed on a minimum of 4-inches of granular bedding. Once the pipe has been installed the Contractor shall place bedding to 12-inches over the crown of the pipe. Bedding material will not be paid for separately but shall be included in the cost of this item.

Connections to the existing drainage system (pipes or structures) and all material and equipment required to make the connections shall be included in the cost of this item. Connections to existing sewer pipe shall be made with Non-Shear couplings, Fernco Strongback RC Series or equal. The couplings shall be equipped with stainless steel bands.

Trench backfill shall be placed over the bedding material and shall be paid for as TRENCH BACKFILL.

Method of Measurement and Basis of Payment. This work shall be measured and paid for at the contract unit price per lineal feet for STORM SEWERS, PVC, of the diameter specified.

**MICHIGAN AVENUE AND VERMONT STREET
IMPROVEMENTS
VILLAGE OF VILLA PARK**

PAY ITEM #60 – STORM SEWERS, RUBBER GASKET, CLASS A (RCP)

Description. This work shall consist of constructing reinforced concrete pipe storm sewers on granular bedding as shown on the plans in accordance with the detail in the plans, Sections 550 and 1042 of the Standard Specifications, and as specified herein.

Materials. Storm sewers shall be reinforced concrete pipe in accordance with Section 1042 of the Standard Specifications with rubber gasket joints meeting ASTM C-443. Bedding material shall be crushed gravel or stone meeting gradation CA-7 or CA-11.

Construction Requirements. Storm sewers shall be installed on a minimum of 4-inches of granular bedding. Once the pipe has been installed the Contractor shall place bedding to 12-inches over the crown of the pipe. Bedding material will not be paid for separately but shall be included in the cost of this item.

Connections of proposed sewer to existing sewers shall be made with non-shear mission couplings or a method approved by the Engineer. Connections to the existing drainage system and all material and equipment required to make the connections shall be included in the cost of this item.

Trench backfill shall be placed over the bedding material and shall be paid for as TRENCH BACKFILL.

Method of Measurement and Basis of Payment. This work shall be measured and paid for at the contract unit price per lineal feet for STORM SEWERS, RUBBER GASKET, CLASS A (RCP), of the diameter specified.

PAY ITEM #61 – TEMPORARY STONE

Description. This work shall consist of furnishing, placing, compacting, maintaining, relocating and disposing of temporary stone for the purposes of maintaining vehicular/pedestrian access, property access and general safety throughout the site, as directed by the Engineer. TEMPORARY STONE shall be utilized to provide temporary access to driveways, sidewalks/curb ramps and roadways and shall be utilized to backfill all trenches and excavations at the end of each business day, in accordance with the Special Provision for PUBLIC CONVENIENCE AND SAFETY and as directed by the Engineer.

TEMPORARY STONE shall be constructed of aggregate in accordance with the applicable portions of Section 351 of the Standard Specifications and to the dimensions determined by the Engineer. The coarse aggregate shall be crushed stone or crushed gravel, gradation CA-6. HMA grindings shall also be acceptable.

**MICHIGAN AVENUE AND VERMONT STREET
IMPROVEMENTS
VILLAGE OF VILLA PARK**

Recycled CA-6 will be allowed for use as TEMPORARY STONE, but will not be allowed for use under curb and gutter, sidewalks, driveways, etc.

TEMPORARY STONE may not be reused as TRENCH BACKFILL without the prior approval of the Engineer.

Construction. This work shall be maintained and kept in a satisfactory condition. Any deficiencies will be reported to the Contractor by the Engineer and shall be restored to satisfactory condition within 1 hour. If the access and/or condition is not made satisfactory within the 1 hour, the Village will charge liquidated damages in the amount of \$300.00 per hour (minimum charge of two hours plus materials) from the time of initial notice until the correction is accepted.

Basis of Payment. This work will be paid for at the contract lump sum price for TEMPORARY STONE, which price shall be payment in full for furnishing, transporting, placing, maintaining and removing, reusing or disposing of the aggregate, as herein specified and as directed by the Engineer.

PAY ITEM #62 – TREE PRUNING

Description. This work shall consist of performing tree pruning. This work shall be in accordance with Section 201 of the Standard Specifications and the current ANSI A300 (Part 1) – Pruning standard, except as modified herein.

Tree pruning shall be considered tree care work and shall be in accordance with the special provision TREE CARE.

Method of Measurement. This work will be measured for payment as each per tree.

Basis of Payment. This work will be paid for at the contract unit price per each for TREE PRUNING.

PAY ITEM #63 – VALVE BOXES TO BE ABANDONED

Description. This work shall consist of abandoning valve boxes in accordance with Section 605 of the Standard Specifications, as shown on the plans and as designated by the Engineer.

The Contractor shall remove the top section of the existing valve box to an elevation of at least 3 feet below the existing ground, and fill the valve box with compacted sand or flowable fill.

**MICHIGAN AVENUE AND VERMONT STREET
IMPROVEMENTS
VILLAGE OF VILLA PARK**

In paved areas, the void above the abandoned structure shall be backfilled with trench backfill to the top of the existing pavement as directed by the Engineer. Backfilling abandoned valve boxes in paved areas, shall have the cost of the backfill, including trench backfill, included in the cost of this item.

In unpaved areas, the void above the abandoned valve box shall be filled with suitable fill and a minimum of 4 inches of topsoil, and restored in accordance with PARKWAY RESTORATION – SODDING, SALT TOLERANT. Backfilling abandoned valve boxes in unpaved areas shall be paid as PARKWAY RESTORATION – TOPSOIL FURNISH AND PLACE, 4”.

Basis of Payment. The work specified above shall be paid for at the contract unit price each for VALVE BOXES TO BE ABANDONED.

PAY ITEM #64 – WATER SERVICE (LEAD) – ASBESTOS ABATEMENT

Description. This pay item is a contingency item to be used in the event that asbestos is encountered during private lead service replacement work within building interiors. This work shall consist of removing and disposing friable and non-friable asbestos within the limits of the water service replacement and shall be done according to the requirements of the U.S. Environmental Protection Agency (USEPA), the Illinois Environmental Protection Agency (IEPA), Illinois Department of Health (IDPH) and the Occupational Safety and Health Administration (OSHA).

The work shall be performed by a Contractor or subcontractor prequalified with the Illinois Capital Development Board.

Asbestos abatement is anticipated to be limited to 3 square feet or less. Post asbestos abatement air testing will not be required. Asbestos abatement permitting will not be required. However, should extenuating circumstances require the asbestos abatement to exceed 3 square feet, the Village will compensate the Contractor accordingly for any permit fees and air testing as required by the State of Illinois. The Village shall be notified in advance of any abatement work anticipated to exceed 3 square feet.

Method of Measurement. The removal of asbestos shall be measured per Each property for WATER SERVICE (LEAD) – ASBESTOS ABATEMENT. No separate measurement shall be made for the labor, materials, equipment and proper disposal of asbestos material required for this work.

Basis of Payment. This work shall be paid for at the contract unit price per Each for WATER SERVICE (LEAD) – ASBESTOS ABATEMENT. Only one WATER SERVICE (LEAD) – ASBESTOS ABATEMENT each will be eligible for payment per address.

MICHIGAN AVENUE AND VERMONT STREET
IMPROVEMENTS
VILLAGE OF VILLA PARK

PAY ITEM #65 – WATER SERVICE (LEAD) – INTERIOR RESTORATION

Description. This work consists of the interior restoration of buildings to repair any damages caused by the lead water service replacement work.

General. Interior restoration shall include removal, disposal, and replacement of structural components of the flooring and/or walls as well as restoration of flooring materials, drywall, trim, paint, etc. The interior of each building shall be restored to preconstruction conditions or better. Contractor shall be responsible for documenting the pre-project condition of each building.

Videotaping (Interior and Exterior). The Contractor shall prepare preconstruction and post-construction video documentation of all home interior and exterior features that will be affected by lead water service replacements.

Video Requirements. Video camera recorders shall be HD format equipment. Preconstruction and post-construction video documentation shall consist of a series of high-resolution color audio-video tapes. All pertinent exterior features within the construction's zone of influence shall be shown in sufficient detail to document their preconstruction and post-construction condition. Features to be shown shall include but not be limited to pavements, curbs, driveways, sidewalks, landscape retaining walls, buildings, landscaping trees, shrubbery, fences, light posts, etc. View orientation shall be maintained by audio commentary on the audio track of each video to help explain what is being viewed. The Contractor will be held liable for any damages that are not shown on the pre-construction video.

For interior videotaping, the Contractor shall document all areas affected by the proposed work including existing foundation or slab cracks, or other existing damage. Video shall also be obtained following restoration of the building interior.

Deliverable. The Contractor shall provide two thumb drives each of the preconstruction and post-construction videos to the Engineer. Any video(s) that is/are deemed incomplete (or of poor quality) by the Engineer shall be corrected by the Contractor.

All labor, materials and equipment necessary to completely restore the interior of buildings with interior lead service replacement work to preconstruction conditions or better as specified shall be included in this item. All pre and post construction videotaping shall be included in this item.

Method of Measurement and Basis of Payment. This work shall be paid for at the contract unit price per each building/residence as WATER SERVICE (LEAD) – INTERIOR RESTORATION.

**MICHIGAN AVENUE AND VERMONT STREET
IMPROVEMENTS
VILLAGE OF VILLA PARK**

PAY ITEM #66 – WATER SERVICE CURB BOX

Description. This work shall consist of furnishing and installing water service curb boxes. This work shall be in accordance with Section 561, Section 562, Section 563, and Section 565 of the Standard Specifications and with the Water and Sewer Specifications, except as modified herein.

This work may consist of either the standalone installation of a water service curb box on an existing water service, or the installation of a water service curb box on a new water service in conjunction with the installation of the new water service.

Materials. Curb boxes shall be Mueller extension type curb box Model H-10302 with Minneapolis pattern base, 1-½ in. inside diameter, and 2-½ in. base tapping diameter.

All bolts, tie rods, nuts, washers, and other hardware and fasteners to be installed below grade shall be stainless steel. Bolts and tie rods shall be Type 304 stainless steel. Nuts and washers shall be Type 300 stainless steel.

All materials furnished as a part of this work shall comply with the latest requirements of the Federal Safe Drinking Water Act.

Construction. The water service curb box shall be placed on a bedding of crushed aggregate of CA-7 or CA-11 gradation having a minimum thickness of 4 in. The bedding shall be placed to a minimum of 12 in. above the water service line and fittings.

Contractor shall furnish and install a new curb box. Contractor shall remove the existing curb box if present. Contractor shall install a piece of lath or timber marked with blue paint adjacent to the new curb box to identify its location until final restoration takes place. Contractor shall adjust the new curb box to finished grade immediately before the placement of sodding or seeding, or the completion of any other final restoration measures. Contractor shall remove the lath or timber after the completion and acceptance of final restoration measures.

Excavation, bedding, and backfilling will not be paid for separately but shall be included in the cost of this work.

Method of Measurement. This work will be measured for payment as each water service curb box installed, regardless of the depth of the connection, the number or type of fittings required, or any other factors. No separate measurement will be made of fittings, couplings, hardware, or any other components.

Basis of Payment. This work will be paid for at the contract unit price per each for WATER SERVICE CURB BOX.

**MICHIGAN AVENUE AND VERMONT STREET
IMPROVEMENTS
VILLAGE OF VILLA PARK**

PAY ITEM #67 – WATER SERVICE LINE (PRIVATE) – LEAD SERVICE REPLACEMENT

Description. This work shall consist of the replacement of lead water services on the private side of the curb stop as designed herein.

General. Where existing lead services are encountered on private property, exterior private water services shall be completely replaced regardless of whether the existing service is located in the front yard or side yard. For any property where an existing private lead water service is encountered, the service shall be replaced as follows:

- A) Where the water meter is located inside the house, the private service shall be replaced from the b-box to the existing shut-off valve or 18-inches inside of the house. If there is no shut-off valve, the Contractor shall install a valve that meets the requirements of the current Illinois Plumbing Code. Water meters shall not be replaced.
- B) Where the water meter is located outside the house, the lead service shall be replaced from the b-box, thru the meter, to the nearest interior shut off valve or 18 inches inside of the house, whichever is closer. If there is no shut-off valve, the contractor shall install a valve that meets the requirements of current Illinois Plumbing Code. The water meter shall not be replaced.

Construction Requirements. All work shall be performed in accordance with ANSI/AWWA Standard C810-17, Replacement and Flushing of Lead Service Lines and the Illinois Plumbing Code.

The Contractor shall install the water service pipe to the water meter by method of trenchless installation. The water service shall be one continuous length. The use of couplings, joints, etc. will not be allowed. If the Contractor plans on using the pipe pulling method, he/she shall have a horizontal directional drill on site in the event the pipe pulling method is unsuccessful. Upon approval of the Engineer, the Contractor may install the water service pipe in an open trench. If an open trench is utilized, the trench shall be backfilled with excavated material. The excavated material shall be compacted in 12-inch lifts to the satisfaction of the Engineer.

The water service material shall be 1-inch diameter Type K copper Splicing of the water service pipe will not be permitted.

Coring of concrete floor slabs and foundation walls shall comply with the following:

Coring of Concrete Floor Slabs

For buildings without basements, the Contractor shall core drill the concrete floor slab to allow for penetration of the water service pipe. The use of breakers or concrete saws to

**MICHIGAN AVENUE AND VERMONT STREET
IMPROVEMENTS
VILLAGE OF VILLA PARK**

cut through the floor slab will not be allowed. The Contractor shall exercise caution to prevent damage to the floor slab caused by the coring operation. After all work is completed, the cored hole shall be completely sealed with hydraulic cement to prevent water infiltration. The hydraulic cement shall be a high-quality, engineer approved material.

Coring of Foundation Walls

For houses with basements, the service will be installed through the foundation/basement wall in lieu of the basement floor unless otherwise directed by the Engineer. The Contractor will be allowed to core drill through the basement wall as part of the same trenchless installation operation of the private service. If the Contractor is unable to perform this task, either by lack of satisfactory performance (as determined by the Village) or existing condition limitations, the service will be installed through the basement wall as follows:

An exterior pit shall be hand excavated. Hydro excavation will not be allowed. The Contractor shall core drill the existing foundation wall to allow for the penetration of the water service pipe.

The interior and exterior of the cored hole shall be completely sealed with hydraulic cement to prevent water infiltration. The hydraulic cement shall be a high-quality, engineer approved material. If the cored hole is exposed on the outside of the building, a coating of roof cement shall be added to the exterior of the foundation wall and should completely coat the seams of the cored hole. The Contractor shall exercise caution to prevent damage to the foundation caused by the coring operation. Upon completion of all work, the exterior pit shall be backfilled with excavated material compacted in 12-inch lifts.

The existing water meter shall remain and shall not be removed. All material necessary to connect the new water service to the existing plumbing shall be provided and installed by the Contractor's licensed plumber. All interior water service pipe material shall be type "L" copper pipe; 1-inch diameter on the upstream side of the meter; ¾-inch size (or match existing) on the downstream side of the meter, as necessary. The Contractor is responsible for any modifications to the interior plumbing necessary to install the new water service.

The Contractor shall be responsible for removing and properly disposing of any debris generated by the work on the interior and exterior of the home, including any obsolete lead plumbing material generated by the internal plumbing work. If it is necessary to move fixtures to complete the work, they shall be placed in their original location after completion of the work.

This work shall also include abandoning the exterior lead water service. The lead water service line shall be cut, capped, and abandoned in place

MICHIGAN AVENUE AND VERMONT STREET
IMPROVEMENTS
VILLAGE OF VILLA PARK

Restoration. All landscape and hardscape removal and restoration shall be included in this item. This shall include, but not be limited to, removal and replacement of existing decks, sidewalks, patios, decorative landscaping, grassed areas, walkways, trees, bushes etc., required to install the private water service. No separate payment shall be allowed for these items and the Village's intent is to minimize private property impacts through the use of trenchless installations. All private property shall be restored to pre-construction conditions or better. All grassed areas shall be restored with a minimum of 4" of topsoil and sodding, unless otherwise directed by the Engineer. Sodding (including supplemental watering) shall be completed as specified for PARKWAY RESTORATION – SODDING, SALT TOLERANT and PARKWAY RESTORATION – TOPSOIL FURNISH AND PLACE, 4", except that the work shall be included in the cost of WATER SERVICE LINE (PRIVATE) – LEAD SERVICE REPLACEMENT and will not be paid for separately.

The private water layout shall be approved by the Engineer prior to installation. The bid price for this item shall include the cost of all work to be done on private property for each private water service.

The public portion of the water service (i.e. portion located with the public ROW) shall be installed and paid for in accordance with the special provision for WATER SERVICE LINE (PUBLIC).

Basis of Payment. This work shall be paid for at the contract unit price per foot for WATER SERVICE LINE (PRIVATE) – LEAD SERVICE REPLACEMENT.

PAY ITEM #68 & 69 – WATER SERVICE LINE (PUBLIC)

Description. This work shall consist of installing new copper water service connections and lines, complete in place from the water main to the existing water service line behind the curb stop, as shown on the plans or as directed by the Engineer. This work shall be in accordance with Section 561, Section 562, Section 563, and Section 565 of the Standard Specifications and with the Water and Sewer Specifications, except as modified herein.

Short water services shall be defined as those services for properties which are located adjacent to the half of the right-of-way where the water main is located. Long water services shall be defined as those services for properties which are located adjacent to the half of the right-of-way opposite where the water main is located.

Materials. Water service line pipe shall be Type "K" seamless copper water tubing conforming to ASTM B88, of the diameter specified. The pipe shall be marked with the manufacturer's name or trademark and with markings indicating the type of the pipe.

MICHIGAN AVENUE AND VERMONT STREET
IMPROVEMENTS
VILLAGE OF VILLA PARK

Corporation stops shall be Mueller 300 Ball Corporation Valve Model B-25000 with AWWA taper (Mueller "CC") thread inlet and copper flare straight connection outlet.

Curb stops shall be Mueller 300 Ball Curb Valve Model B-25154 with copper flare nuts on both ends, quarter turn check, and Minneapolis pattern thread top.

Curb boxes shall be in accordance with the special provision WATER SERVICE CURB BOX.

Water service line couplings shall be Mueller H-15400 straight three-part unions with copper flare nuts on both ends, conforming to ANSI/AWWA C800, of the size needed.

All materials furnished as a part of this work shall comply with the latest requirements of the Federal Safe Drinking Water Act.

Construction. Where an existing water service is to be replaced, the contractor shall expose and remove the existing corporation stop. The contractor shall furnish a Smith-Blair circle repair sleeve of the appropriate diameter and of sufficient length and shall install it on the water main.

The Engineer may direct that the existing corporation stop does not need to be removed. In such instances, the existing corporation stop shall be turned off, the existing water service line pipe shall be disconnected from the corporation stop, and a threaded cap of the appropriate diameter and thread size shall be furnished and installed on the existing corporation stop.

Where sleeves are to be installed, such installation shall be completed with the main shut off and not under pressure.

Water services that are 1 in. in diameter shall be direct tapped. Water services that are 1 ½ in. to 3 in. in diameter shall be constructed with a tapping saddle. Water services that are 4 in. in diameter or larger shall not be constructed with copper tubing but shall be constructed with ductile iron pipe of the appropriate diameter.

Contractor shall make a new connection to the water main using a tapping machine satisfactory to the Engineer. Contractor shall furnish and install a new corporation stop of the appropriate diameter on the water main. The Engineer may require that the Contractor furnish and install a tapping sleeve of the appropriate size if needed.

Contractor shall install a new water service line pipe from the corporation stop to the location of the existing curb box, or to such other location as shown in the plans or as directed by the Engineer. A single piece of copper water tubing of sufficient length to extend the full distance from the water main to the curb stop shall be utilized. Splicing of multiple sections of copper water tubing will not be permitted.

**MICHIGAN AVENUE AND VERMONT STREET
IMPROVEMENTS
VILLAGE OF VILLA PARK**

The new water service line and all components shall be installed a minimum of 5.5 ft. below finished grade. Where other utilities are encountered, the new water service line shall be located so that a minimum of 18 in. of clearance exists in all directions between the new water service line and all other utilities. Where the new water service line crosses other utilities, if installation of the new water service line above the utility being crossed would result in any portion of the new water service line being less than 5.5 ft. below finished grade, the new water service line shall be installed below the utility being crossed.

The new water service line and all components shall be placed on a bedding of crushed aggregate of CA-7 or CA-11 gradation having a minimum thickness of 4 in. The bedding shall be placed to a minimum of 12 in. above the water service line.

Contractor shall furnish and install a new curb stop of the appropriate diameter. Contractor shall connect the new curb stop to the existing water service line behind the curb stop. If the existing water service line behind the curb stop is of a different material or diameter than the new water service line being installed, a section of new copper water service line shall be installed behind the curb stop. The existing water service line shall then be cut by an approved method, and the end of the existing water service line shall be joined to the new water service line with a water service line coupling of the appropriate type and size.

In addition to all materials listed, Contractor shall also furnish and install all other necessary fittings, adapters, hardware, and materials necessary to complete the work as described.

If the new service is replacing an existing service, the existing service shall be removed and disposed of, regardless of the existing service material. This includes the removal and disposal of existing lead service lines.

Excavation, bedding, and backfilling (including trench backfill) of water service connections and lines will not be paid for separately, but shall be included in the cost of this work.

Method of Measurement. This work will be measured for payment as each water service connection and line installed, regardless of the length of the water service line, the depth of the water service line, conflicts with other utilities, or any other factors. No separate measurement will be made of pipe, fittings, couplings, stops, valves, or other components.

Basis of Payment. This work will be paid for at the contract unit price per each for WATER SERVICE LINE, LONG SIDE, 1" (PUBLIC) or WATER SERVICE LINE, SHORT SIDE, 1" (PUBLIC).

**MICHIGAN AVENUE AND VERMONT STREET
IMPROVEMENTS
VILLAGE OF VILLA PARK**

PAY ITEM #70 – WATER USAGE CREDIT

Description. Pay items are provided as a part of this contract for the purpose of documenting the quantity of water obtained from the Village by the Contractor.

If the Contractor elects to obtain water from the Village, the Contractor shall comply with the Special Provision USE OF FIRE HYDRANTS. The quantity of water obtained from the Village by the Contractor shall be deducted from the contract as WATER USAGE DEDUCTION, and shall be credited to the contract as WATER USAGE CREDIT.

The WATER USAGE CREDIT pay item for this contract has been established with a unit of measurement in thousands of gallons (TGAL), a quantity of one-hundred (100.00), and a contract unit price of eight dollars and eighty-five cents (\$8.85), for a total WATER USAGE CREDIT contract price of eight-hundred eighty-five dollars and no cents (\$885.00). Bidder, in submitting a bid, accepts the quantity, contract unit price, and total contract price of the WATER USAGE CREDIT pay item.

Method of Measurement. Water usage will be measured as the actual quantity of water obtained from the Village by the Contractor, which quantity shall be rounded up to the nearest 1,000 gallons.

Basis of Payment. The water usage credit will be paid for at the contract unit price per thousand gallons (TGAL) for WATER USAGE CREDIT. The quantity paid for as WATER USAGE CREDIT will be equal to the quantity deducted as WATER USAGE DEDUCTION.

PAY ITEM #71 – WATER USAGE DEDUCTION

Description. Pay items are provided as a part of this contract for the purpose of documenting the quantity of water obtained from the Village by the Contractor.

If the Contractor elects to obtain water from the Village, the Contractor shall comply with the Special Provision USE OF FIRE HYDRANTS. The quantity of water obtained from the Village by the Contractor shall be deducted from the contract as WATER USAGE DEDUCTION, and shall be credited to the contract as WATER USAGE CREDIT.

The WATER USAGE DEDUCTION pay item for this contract has been established with a unit of measurement in thousands of gallons (TGAL), a quantity of one-hundred (100.00), and a contract unit price of a deduction of eight dollars and eighty-five cents (\$8.85), for a total WATER USAGE DEDUCTION contract price of a deduction of eight-hundred eighty-five dollars and no cents (\$885.00). Bidder, in submitting a bid, accepts the quantity, contract unit price, and total contract price of the WATER USAGE DEDUCTION pay item.

**MICHIGAN AVENUE AND VERMONT STREET
IMPROVEMENTS
VILLAGE OF VILLA PARK**

Method of Measurement. Water usage will be measured as the actual quantity of water obtained from the Village by the Contractor, which quantity shall be rounded up to the nearest 1,000 gallons.

Basis of Payment. The water usage deduction will be deducted at the contract unit price per thousand gallons (TGAL) for WATER USAGE DEDUCTION. The quantity deducted as WATER USAGE DEDUCTION will be equal to the quantity paid for as WATER USAGE CREDIT.

**MICHIGAN AVENUE AND VERMONT STREET
IMPROVEMENTS
VILLAGE OF VILLA PARK**

ADJUSTMENTS AND RECONSTRUCTIONS

Effective: March 15, 2011

Revise the first paragraph of Article 602.04 to read:

“602.04 Concrete. Cast-in-place concrete for structures shall be constructed of Class SI concrete according to the applicable portions of Section 503. Cast-in-place concrete for pavement patching around adjustments and reconstructions shall be constructed of Class PP-1 concrete, unless otherwise noted in the plans, according to the applicable portions of Section 1020.”

Revise the third, fourth and fifth sentences of the second paragraph of Article 602.11(c) to read:

“Castings shall be set to the finished pavement elevation so that no subsequent adjustment will be necessary, and the space around the casting shall be filled with Class PP-1 concrete, unless otherwise noted in the plans, to the elevation of the surface of the base course or binder course. HMA surface or binder course material shall not be allowed. The pavement may be opened to traffic according to Article 701.17(e)(3)b.”

Revise Article 603.05 to read:

“603.05 Replacement of Existing Flexible Pavement. After the castings have been adjusted, the surrounding space shall be filled with Class PP-1 concrete, unless otherwise noted in the plans, to the elevation of the surface of the base course or binder course. HMA surface or binder course material shall not be allowed. The pavement may be opened to traffic according to Article 701.17(e)(3)b.”

Revise Article 603.06 to read:

“603.06 Replacement of Existing Rigid Pavement. After the castings have been adjusted, the pavement and HMA that was removed, shall be replaced with Class PP-1 concrete, unless otherwise noted in the plans, not less than 9 in. (225 mm) thick. The pavement may be opened to traffic according to Article 701.17(e)(3)b.

The surface of the Class PP concrete shall be constructed flush with the adjacent surface.”

Revise the first sentence of Article 603.07 to read:

“603.07 Protection Under Traffic. After the casting has been adjusted and the Class PP concrete has been placed, the work shall be protected by a barricade and two lights according to Article 701.17(e)(3)b.”

**MICHIGAN AVENUE AND VERMONT STREET
IMPROVEMENTS
VILLAGE OF VILLA PARK**

FRICITION AGGREGATE (D-1)

Effective: January 1, 2011
Revised: December 1, 2021

Revise Article 1004.03(a) of the Standard Specifications to read:

“1004.03 Coarse Aggregate for Hot-Mix Asphalt (HMA). The aggregate shall be according to Article 1004.01 and the following.

(a) Description. The coarse aggregate for HMA shall be according to the following table.

Use	Mixture	Aggregates Allowed
Class A	Seal or Cover	<u>Allowed Alone or in Combination</u> ^{5/} : Gravel Crushed Gravel Carbonate Crushed Stone Crystalline Crushed Stone Crushed Sandstone Crushed Slag (ACBF) Crushed Steel Slag Crushed Concrete
HMA Low ESAL	Stabilized Subbase or Shoulders	<u>Allowed Alone or in Combination</u> ^{5/} : Gravel Crushed Gravel Carbonate Crushed Stone Crystalline Crushed Stone Crushed Sandstone Crushed Slag (ACBF) Crushed Steel Slag ^{1/} Crushed Concrete
HMA High ESAL Low ESAL	Binder IL-19.0 or IL-19.0L SMA Binder	<u>Allowed Alone or in Combination</u> ^{5/} ^{6/} : Crushed Gravel Carbonate Crushed Stone ^{2/} Crystalline Crushed Stone Crushed Sandstone Crushed Slag (ACBF) Crushed Concrete ^{3/}

**MICHIGAN AVENUE AND VERMONT STREET
IMPROVEMENTS
VILLAGE OF VILLA PARK**

Use	Mixture	Aggregates Allowed	
HMA High ESAL Low ESAL	C Surface and Binder IL-9.5 IL-9.5FG or IL-9.5L	<u>Allowed Alone or in Combination</u> ^{5/} : Crushed Gravel Carbonate Crushed Stone ^{2/} Crystalline Crushed Stone Crushed Sandstone Crushed Slag (ACBF) Crushed Steel Slag ^{4/} Crushed Concrete ^{3/}	
HMA High ESAL	D Surface and Binder IL-9.5 or IL-9.5FG	<u>Allowed Alone or in Combination</u> ^{5/} : Crushed Gravel Carbonate Crushed Stone (other than Limestone) ^{2/} Crystalline Crushed Stone Crushed Sandstone Crushed Slag (ACBF) Crushed Steel Slag ^{4/}	
		<u>Other Combinations Allowed:</u>	
		<i>Up to...</i>	<i>With...</i>
		25% Limestone	Dolomite
		50% Limestone	Any Mixture D aggregate other than Dolomite
75% Limestone	Crushed Slag (ACBF) or Crushed Sandstone		
HMA High ESAL	E Surface IL-9.5 SMA Ndesign 80 Surface	<u>Allowed Alone or in Combination</u> ^{5/} ^{6/} : Crushed Gravel Crystalline Crushed Stone Crushed Sandstone Crushed Slag (ACBF) Crushed Steel Slag No Limestone.	
		<u>Other Combinations Allowed:</u>	

**MICHIGAN AVENUE AND VERMONT STREET
IMPROVEMENTS
VILLAGE OF VILLA PARK**

Use	Mixture	Aggregates Allowed	
		<i>Up to...</i>	<i>With...</i>
		50% Dolomite ^{2/}	Any Mixture E aggregate
		75% Dolomite ^{2/}	Crushed Sandstone, Crushed Slag (ACBF), Crushed Steel Slag, or Crystalline Crushed Stone
		75% Crushed Gravel ^{2/}	Crushed Sandstone, Crystalline Crushed Stone, Crushed Slag (ACBF), or Crushed Steel Slag
HMA High ESAL	F Surface IL-9.5 SMA Ndesign 80 Surface	<u>Allowed Alone or in Combination</u> ^{5/} ^{6/}	
		Crystalline Crushed Stone Crushed Sandstone Crushed Slag (ACBF) Crushed Steel Slag No Limestone.	
		<u>Other Combinations Allowed:</u>	
		<i>Up to...</i>	<i>With...</i>
		50% Crushed Gravel ^{2/} or Dolomite ^{2/}	Crushed Sandstone, Crushed Slag (ACBF), Crushed Steel Slag, or Crystalline Crushed Stone

- 1/ Crushed steel slag allowed in shoulder surface only.
- 2/ Carbonate crushed stone (limestone) and/or crushed gravel shall not be used in SMA Ndesign 80.
- 3/ Crushed concrete will not be permitted in SMA mixes.

**MICHIGAN AVENUE AND VERMONT STREET
IMPROVEMENTS
VILLAGE OF VILLA PARK**

- 4/ Crushed steel slag shall not be used as binder.
- 5/ When combinations of aggregates are used, the blend percent measurements shall be by volume.”
- 6/ Combining different types of aggregate will not be permitted in SMA Ndesign 80.”

GROUND TIRE RUBBER (GTR) MODIFIED ASPHALT BINDER (D-1)

Effective: June 26, 2006
Revised: December 1, 2021

Add the following to the end of article 1032.05 of the Standard Specifications:

“(c) Ground Tire Rubber (GTR) Modified Asphalt Binder. A quantity of 10.0 to 14.0 percent GTR (Note 1) shall be blended by dry unit weight with a PG 64-28 to make a GTR 70-28 or a PG 58-28 to make a GTR 64-28. The base PG 64-28 and PG 58-28 asphalt binders shall meet the requirements of Article 1032.05(a). Compatible polymers may be added during production. The GTR modified asphalt binder shall meet the requirements of the following table.

Test	Asphalt Grade 70-28	GTR	Asphalt Grade GTR 64-28
Flash Point (C.O.C.), AASHTO T 48, °F (°C), min.	450 (232)		450 (232)
Rotational Viscosity, AASHTO T 316 @ 275 °F (135 °C), Poises, Pa·s, max.	30 (3)		30 (3)
Softening Point, AASHTO T 53, °F (°C), min.	135 (57)		130 (54)
Elastic Recovery, ASTM D 6084, Procedure A (sieve waived) @ 77 °F, (25 °C), aged, ss, 100 mm elongation, 5 cm/min., cut immediately, %, min.	65		65

Note 1. GTR shall be produced from processing automobile and/or light truck tires by the ambient grinding method. GTR shall not exceed 1/16 in. (2 mm) in any dimension and shall contain no free metal particles or other materials. A mineral powder (such as talc) meeting the requirements of AASHTO M 17 may be added, up to a maximum of four percent by weight of GTR to reduce sticking and caking of the GTR particles. When tested in accordance with Illinois modified AASHTO T 27, a 50 g sample of the GTR shall conform to the following gradation requirements:

**MICHIGAN AVENUE AND VERMONT STREET
IMPROVEMENTS
VILLAGE OF VILLA PARK**

Sieve Size	Percent Passing
No. 16 (1.18 mm)	100
No. 30 (600 μm)	95 ± 5
No. 50 (300 μm)	> 20

Add the following to the end of Note 1. of article 1030.03 of the Standard Specifications:

“A dedicated storage tank for the Ground Tire Rubber (GTR) modified asphalt binder shall be provided. This tank must be capable of providing continuous mechanical mixing throughout by continuous agitation and recirculation of the asphalt binder to provide a uniform mixture. The tank shall be heated and capable of maintaining the temperature of the asphalt binder at 300 °F to 350 °F (149 °C to 177 °C). The asphalt binder metering systems of dryer drum plants shall be calibrated with the actual GTR modified asphalt binder material with an accuracy of ± 0.40 percent.”

HOT-MIX ASPHALT BINDER AND SURFACE COURSE (D-1)

Effective: November 1, 2019

Revised: December 1, 2021

Revise Article 1004.03(c) to read:

“(c) Gradation. The coarse aggregate gradations shall be as listed in the following table.

Use	Size/Application	Gradation No.
Class A-1, A-2, & A-3	3/8 in. (10 mm) Seal	CA 16 or CA 20
Class A-1	1/2 in. (13 mm) Seal	CA 15
Class A-2 & A-3	Cover Coat	CA 14
HMA High ESAL	IL-19.0;	CA 11 ^{1/}

**MICHIGAN AVENUE AND VERMONT STREET
IMPROVEMENTS
VILLAGE OF VILLA PARK**

	Stabilized Subbase IL-19.0	
	SMA 12.5 ^{2/}	CA 13 ^{4/} , CA 14, or CA 16
	SMA 9.5 ^{2/}	CA 13 ^{3/4/} or CA 16 ^{3/}
	IL-9.5	CA 16, CM 13 ^{4/}
	IL-9.5FG	CA 16
HMA Low ESAL	IL-19.0L	CA 11 ^{1/}
	IL-9.5L	CA 16

CA 16 or CA 13 may be blended with the CA 11.

The coarse aggregates used shall be capable of being combined with the fine aggregates and mineral filler to meet the approved mix design and the mix requirements noted herein.

The specified coarse aggregate gradations may be blended.

CA 13 shall be 100 percent passing the 1/2 in. (12.5mm) sieve.”

Revise Article 1004.03(e) of the Supplemental Specifications to read:

“(e) Absorption. For SMA the coarse aggregate shall also have water absorption ≤ 2.0 percent.”

Revise the “High ESAL” portion of the table in Article 1030.01 to read:

**MICHIGAN AVENUE AND VERMONT STREET
IMPROVEMENTS
VILLAGE OF VILLA PARK**

"High ESAL	Binder Courses	IL-19.0, IL-9.5, IL-9.5FG, IL-4.75, SMA 12.5, Stabilized Subbase IL-19.0
	Surface Courses	IL-9.5, IL-9.5FG, SMA 12.5, SMA 9.5"

Revise Note 2. and add Note 6 to Article 1030.02 of the Standard Specifications to read:

"Item	Article/Section
(g) Performance Graded Asphalt Binder (Note 6)	1032
(h) Fibers (Note 2)	

Note 2. A stabilizing additive such as cellulose or mineral fiber shall be added to the SMA mixture according to Illinois Modified AASHTO M 325. The stabilizing additive shall meet the Fiber Quality Requirements listed in Illinois Modified AASHTO M 325. Prior to approval and use of fibers, the Contractor shall submit a notarized certification by the producer of these materials stating they meet these requirements. Reclaimed Asphalt Shingles (RAS) may be used in Stone Matrix Asphalt (SMA) mixtures designed with an SBA polymer modifier as a fiber additive if the mix design with RAS included meets AASHTO T305 requirements. The RAS shall be from a certified source that produces either Type I or Type 2. Material shall meet requirements noted herein and the actual dosage rate will be determined by the Engineer.

Note 6. The asphalt binder shall be an SBS PG 76-28 when the SMA is used on a full-depth asphalt pavement and SBS PG 76-22 when used as an overlay, except where modified herein. The asphalt binder shall be a SBS PG 76-22 for IL-4.75, except where modified herein.."

Revise table in Article 1030.05(a) of the Standard Specifications to read:

**MICHIGAN AVENUE AND VERMONT STREET
IMPROVEMENTS
VILLAGE OF VILLA PARK**

"MIXTURE COMPOSITION (% PASSING)" ^{1/}												
Sieve Size	IL-19.0 mm		SMA 12.5		SMA 9.5		IL-9.5mm		IL-9.5FG		IL-4.75 mm	
	min	max	min	max	min	max	min	max	min	max	min	max
1 1/2 in. (37.5 mm)												
1 in. (25 mm)		100										
3/4 in. (19 mm)	90	100		100								
1/2 in. (12.5 mm)	75	89	80	100		100		100		100		100
3/8 in. (9.5 mm)				65	90	100	90	100	90	100		100
#4 (4.75 mm)	40	60	20	30	36	50	34	69	60	75 ^{6/}	90	100
#8 (2.36 mm)	20	42	16	24 ^{4/}	16	32 ^{4/}	34 ^{5/}	52 ^{2/}	45	60 ^{6/}	70	90
#16 (1.18 mm)	15	30					10	32	25	40	50	65

**MICHIGAN AVENUE AND VERMONT STREET
IMPROVEMENTS
VILLAGE OF VILLA PARK**

#30 (600 μm)			12	16	12	18			15	30		
#50 (300 μm)	6	15					4	15	8	15	15	30
#100 (150 μm)	4	9					3	10	6	10	10	18
#200 (75 μm)	3.0	6.0	7.0	9.0 _{3'}	7.5	9.5 _{3'}	4.0	6.0	4.0	6.5	7.0	9.0 ^{3'}
#635 (20 μm)			≤ 3.0		≤ 3.0							
Ratio Dust/Asphalt Binder		1.0		1.5		1.5		1.0		1.0		1.0

Based on percent of total aggregate weight.

The mixture composition shall not exceed 44 percent passing the #8 (2.36 mm) sieve for surface courses with Ndesign = 90.

Additional minus No. 200 (0.075 mm) material required by the mix design shall be mineral filler, unless otherwise approved by the Engineer.

When establishing the Adjusted Job Mix Formula (AJMF) the percent passing the #8 (2.36 mm) sieve shall not be adjusted above the percentage stated on the table.

When establishing the Adjusted Job Mix Formula (AJMF) the percent passing the #8 (2.36 mm) sieve shall not be adjusted below 34 percent.

When the mixture is used as a binder, the maximum shall be increased by 0.5 percent passing.”

**MICHIGAN AVENUE AND VERMONT STREET
IMPROVEMENTS
VILLAGE OF VILLA PARK**

Revise Article 1030.05(b) of the Standard Specifications to read:

(b) Volumetric Requirements. The target value for the air voids of the HMA shall be 4.0 percent, for IL-4.75 and SMA mixtures it shall be 3.5 percent and for Stabilized Subbase it shall be 3.0 percent at the design number of gyrations. The voids in the mineral aggregate (VMA) and voids filled with asphalt binder (VFA) of the HMA design shall be based on the nominal maximum size of the aggregate in the mix and shall conform to the following requirements.

	Voids in the Mineral Aggregate (VMA), % Minimum for Ndesign				
Mix Design	30	50	70	80	90
IL-19.0		13.5	13.5		13.5
IL-9.5		15.0	15.0		
IL-9.5FG		15.0	15.0		
IL-4.75 ^{1/}		18.5			
SMA-12.5 ^{1/2/5/}				17.0 ^{3/} /16.0 ^{4/}	
SMA-9.5 ^{1/2/5/}				17.0 ^{3/} /16.0 ^{4/}	
IL-19.0L	13.5				
IL-9.5L	15.0				

**MICHIGAN AVENUE AND VERMONT STREET
IMPROVEMENTS
VILLAGE OF VILLA PARK**

Mixtures on Bridge Decks ^{2/}	T_B	T_F	As specified in Articles 582.05 and 582.06.
--	-------	-------	---

“4/ The Contractor shall provide a minimum of two steel-wheeled tandem rollers (T_B), and/or three-wheel (3W) rollers for breakdown, except one of the (T_B) or (3W) rollers shall be 84 inches (2.14 m) wide and a weight of 315 pound per linear inch (PLI) (5.63 kg/mm) and one of the (T_B) or (3W) rollers can be substituted for an oscillatory roller (O_T). T_F rollers shall be a minimum of 280 lb/in. (50 N/mm). The 3W and T_B rollers shall be operated at a uniform speed not to exceed 3 mph (5 km/h), with the drive roll for T_B rollers nearest the paver and maintain an effective rolling distance of not more than 150 ft (45 m) behind the paver.”

Add the following after the fourth paragraph of Article 406.13 (b):

“The plan quantities of SMA mixtures shall be adjusted using the actual approved binder and surface Mix Design’s G_{mb} .”

Revise first paragraph of Article 1030.10 of the Standard Specifications to read:

“A test strip of 300 ton (275 metric tons), except for SMA mixtures it will be 400 ton (363 metric ton), will be required for each mixture on each contract at the beginning of HMA production for each construction year according to the Manual of Test Procedures for Materials “Hot Mix Asphalt Test Strip Procedures”. At the request of the Producer, the Engineer may waive the test strip if previous construction during the current construction year has demonstrated the constructability of the mix using Department test results.”

Revise third paragraph of Article 1030.10 of the Standard Specifications to read:

“When a test strip is constructed, the Contractor shall collect and split the mixture according to the document “Hot-Mix Asphalt Test Strip Procedures”. The Engineer, or a representative, shall deliver split sample to the District Laboratory for verification testing. The Contractor shall complete mixture tests stated in Article 1030.09(a). Mixture sampled shall include enough material for the Department to conduct mixture tests detailed in Article 1030.09(a) and in the document “Hot-Mix Asphalt Mixture Design Verification Procedure” Section 3.3. The mixture test results shall meet the requirements of Articles 1030.05(b) and 1030.05(d), except Hamburg wheel tests will only be conducted on High ESAL mixtures during production.”

**MICHIGAN AVENUE AND VERMONT STREET
IMPROVEMENTS
VILLAGE OF VILLA PARK**

HOT-MIX ASPHALT (D-1)

Effective: January 1, 2022

Revised: August 1, 2022

Replace Article 1030.09(g)(1) of the Standard Specifications with the following:

“(1) The Contractor shall sample approximately 150 lb (70 kg) of mix as required for the Department’s random mixture verification tests according to Article 1030.09(h)(1).”

Replace the second sentence of Article 1030.09(h)(1) of the Standard Specifications with the following:

“The Engineer will randomly identify one sample for each 3,000 tons (2,720 metric tons) of mix, with a minimum of one sample per mix. If the remaining mix quantity is 600 tons (544 metric tons) or less, the quantity will be combined with the previous 3,000 tons (2,720 metric tons) in the Engineer’s random sample identification. If the required tonnage of a mixture for a single pay item is less than 250 tons (225 metric tons) in total, the Engineer will waive mixture verification tests.”

Add the following to the end of the third paragraph of Article 1030.09(h)(2) of the Standard Specifications:

“The HMA maximum theoretical specific gravity (G_{mm}) will be based on the Department mixture verification test. If there is more than one Department mixture verification G_{mm} test, the G_{mm} will be based on the average of the Department test results.”

BDE SPECIAL PROVISIONS
For the April 28, 2023 and June 16, 2023 Lettings

The following special provisions indicated by a "check mark" are applicable to this contract and will be included by the Project Coordination and Implementation Section of the Bureau of Design & Environment (BDE).

File Name #	Special Provision Title	Effective	Revised
80099 1	<input type="checkbox"/> Accessible Pedestrian Signals (APS)	April 1, 2003	Jan. 1, 2022
80274 2	<input type="checkbox"/> Aggregate Subgrade Improvement	April 1, 2012	April 1, 2022
80192 3	<input checked="" type="checkbox"/> Automated Flagger Assistance Devices	Jan. 1, 2008	April 1, 2023
80173 4	<input type="checkbox"/> Bituminous Materials Cost Adjustments	Nov. 2, 2006	Aug. 1, 2017
80426 5	<input type="checkbox"/> Bituminous Surface Treatment with Fog Seal	Jan. 1, 2020	Jan. 1, 2022
80436 6	<input type="checkbox"/> Blended Finely Divided Minerals	April 1, 2021	
* 80241 7	<input type="checkbox"/> Bridge Demolition Debris	July 1, 2009	
* 50531 8	<input type="checkbox"/> Building Removal	Sept. 1, 1990	Aug. 1, 2022
* 50261 9	<input type="checkbox"/> Building Removal with Asbestos Abatement	Sept. 1, 1990	Aug. 1, 2022
80384 10	<input type="checkbox"/> Compensable Delay Costs	June 2, 2017	April 1, 2019
* 80198 11	<input checked="" type="checkbox"/> Completion Date (via calendar days)	April 1, 2008	
* 80199 12	<input type="checkbox"/> Completion Date (via calendar days) Plus Working Days	April 1, 2008	
80261 13	<input checked="" type="checkbox"/> Construction Air Quality – Diesel Retrofit	June 1, 2010	Nov. 1, 2014
80434 14	<input type="checkbox"/> Corrugated Plastic Pipe (Culvert and Storm Sewer)	Jan. 1, 2021	
* 80029 15	<input type="checkbox"/> Disadvantaged Business Enterprise Participation	Sept. 1, 2000	Mar. 2, 2019
80229 16	<input type="checkbox"/> Fuel Cost Adjustment	April 1, 2009	Aug. 1, 2017
80447 17	<input type="checkbox"/> Grading and Shaping Ditches	Jan. 1, 2023	
80433 18	<input type="checkbox"/> Green Preformed Thermoplastic Pavement Markings	Jan. 1, 2021	Jan. 1, 2022
80443 19	<input type="checkbox"/> High Tension Cable Median Barrier Removal	April 1, 2022	
80446 20	<input type="checkbox"/> Hot-Mix Asphalt - Longitudinal Joint Sealant	Nov. 1, 2022	
80438 21	<input type="checkbox"/> Illinois Works Apprenticeship Initiative – State Funded Contracts	June 2, 2021	Sept. 2, 2021
80045 22	<input type="checkbox"/> Material Transfer Device	June 15, 1999	Jan. 1, 2022
80441 23	<input type="checkbox"/> Performance Graded Asphalt Binder	Jan. 1, 2023	
* 34261 24	<input type="checkbox"/> Railroad Protective Liability Insurance	Dec. 1, 1986	Jan. 1, 2022
80445 25	<input type="checkbox"/> Seeding	Nov. 1, 2022	
80448 26	<input checked="" type="checkbox"/> Source of Supply and Quality Requirements	Jan. 2, 2023	
80340 27	<input type="checkbox"/> Speed Display Trailer	April 2, 2014	Jan. 1, 2022
80127 28	<input type="checkbox"/> Steel Cost Adjustment	April 2, 2004	Jan. 1, 2022
80397 29	<input type="checkbox"/> Subcontractor and DBE Payment Reporting	April 2, 2018	
80391 30	<input type="checkbox"/> Subcontractor Mobilization Payments	Nov. 2, 2017	April 1, 2019
80437 31	<input type="checkbox"/> Submission of Payroll Records	April 1, 2021	Nov. 1, 2022
80435 32	<input type="checkbox"/> Surface Testing of Pavements – IRI	Jan. 1, 2021	Jan. 1, 2023
80410 33	<input type="checkbox"/> Traffic Spotters	Jan. 1, 2019	
* 20338 34	<input type="checkbox"/> Training Special Provisions	Oct. 15, 1975	Sept. 2, 2021
80429 35	<input type="checkbox"/> Ultra-Thin Bonded Wearing Course	April 1, 2020	Jan. 1, 2022
80439 36	<input checked="" type="checkbox"/> Vehicle and Equipment Warning Lights	Nov. 1, 2021	Nov. 1, 2022
80440 37	<input type="checkbox"/> Waterproofing Membrane System	Nov. 1, 2021	
80302 38	<input type="checkbox"/> Weekly DBE Trucking Reports	June 2, 2012	Nov. 1, 2021
80427 39	<input type="checkbox"/> Work Zone Traffic Control Devices	Mar. 2, 2020	
* 80071 40	<input type="checkbox"/> Working Days	Jan. 1, 2002	

Highlighted items indicate a new or revised special provision for the letting.

An * indicates the special provision requires additional information from the designer, which needs to be submitted separately. The Project Coordination and Implementation Section will then include the information in the applicable special provision.

OWNER COPY

CONTRACT

The following special provisions have been deleted from use.

<u>File Name</u>	<u>Special Provision Title</u>	<u>Effective</u>	<u>Revised</u>
5048I	Building Removal-Case II (Non-Friable Asbestos)	Sept. 1, 1990	April 1, 2010
5049I	Building Removal-Case III (Friable Asbestos)	Sept. 1, 1990	April 1, 2010

The following special provisions are in the 2023 Supplemental Specifications and Recurring Special Provisions.

<u>File Name</u>	<u>Special Provision Title</u>	<u>New Location(s)</u>	<u>Effective</u>	<u>Revised</u>
80293	Concrete Box Culverts with Skews > 30 Degrees and Design Fills ≤ 5 Feet	Articles 540.04 & 540.06	April 1, 2012	July 1, 2016
80311	Concrete End Sections for Pipe Culverts	Articles 540.07, 542.01, 542.02, 542.07, 542.11 & 542.12	Jan. 1, 2013	April 1, 2016
80422	High Tension Cable Median Barrier	Articles 644.02, 644.05, 782.01, 782.04, 782.07 & 1097.02	Jan. 1, 2020	Jan. 1, 2022
80442	Hot-Mix Asphalt	Articles 1030.09 & 1030.10	Jan. 1, 2022	Aug. 1, 2022
80444	Hot-Mix Asphalt – Patching	Errata – Article 442.08(b)	April 1, 2022	
80411	Luminaires, LED	Articles 801.05(a), 821.02(d), 821.03, 821.08 & 1067.01-1067.06	April 1, 2019	Jan. 1, 2022
80418	Mechanically Stabilized Earth Retaining Walls	Articles 1003.07 & 1004.06	Nov. 1, 2019	Nov. 1, 2020
80430	Portland Cement Concrete – Haul Time	Article 1020.11(a)(7)	July 1, 2020	
80395	Sloped Metal End Section for Pipe Culverts	Articles 540.07, 542.01, 542.02, 542.07, 542.11 & 542.12	Jan. 1, 2018	
80318	Traversable Pipe Grate for Concrete End Sections	Articles 540.04, 540.07, 540.08 & 542.01, 542.02, 542.07, 542.11 & 542.12	Jan. 1, 2013	Jan. 1, 2018

COMPLETION DATE (VIA CALENDAR DAYS) (BDE)

Effective: April 1, 2008

The Contractor shall complete all work on or before the completion date of this contract which will be based upon 65 calendar days.

The completion date will be determined by adding the specified number of calendar days to the date the Contractor begins work, or to the date ten days after execution of the contract, whichever is the earlier, unless a delayed start is granted by the Engineer.

80198

CONSTRUCTION AIR QUALITY – DIESEL RETROFIT (BDE)

Effective: June 1, 2010

Revised: November 1, 2014

The reduction of emissions of particulate matter (PM) for off-road equipment shall be accomplished by installing retrofit emission control devices. The term "equipment" refers to diesel fuel powered devices rated at 50 hp and above, to be used on the jobsite in excess of seven calendar days over the course of the construction period on the jobsite (including rental equipment).

Contractor and subcontractor diesel powered off-road equipment assigned to the contract shall be retrofitted using the phased in approach shown below. Equipment that is of a model year older than the year given for that equipment's respective horsepower range shall be retrofitted:

Effective Dates	Horsepower Range	Model Year
June 1, 2010 ^{1/}	600-749	2002
	750 and up	2006
June 1, 2011 ^{2/}	100-299	2003
	300-599	2001
	600-749	2002
	750 and up	2006
June 1, 2012 ^{2/}	50-99	2004
	100-299	2003
	300-599	2001
	600-749	2002
	750 and up	2006

1/ Effective dates apply to Contractor diesel powered off-road equipment assigned to the contract.

2/ Effective dates apply to Contractor and subcontractor diesel powered off-road equipment assigned to the contract.

The retrofit emission control devices shall achieve a minimum PM emission reduction of 50 percent and shall be:

- a) Included on the U.S. Environmental Protection Agency (USEPA) *Verified Retrofit Technology List* (<http://www.epa.gov/cleandiesel/verification/verif-list.htm>), or verified by the California Air Resources Board (CARB) (<http://www.arb.ca.gov/diesel/verde/vt/cvt.htm>); or
- b) Retrofitted with a non-verified diesel retrofit emission control device if verified retrofit emission control devices are not available for equipment proposed to be used on the project, and if the Contractor has obtained a performance certification from the retrofit

device manufacturer that the emission control device provides a minimum PM emission reduction of 50 percent.

Note: Large cranes (Crawler mounted cranes) which are responsible for critical lift operations are exempt from installing retrofit emission control devices if such devices adversely affect equipment operation.

Diesel powered off-road equipment with engine ratings of 50 hp and above, which are unable to be retrofitted with verified emission control devices or if performance certifications are not available which will achieve a minimum 50 percent PM reduction, may be granted a waiver by the Department if documentation is provided showing good faith efforts were made by the Contractor to retrofit the equipment.

Construction shall not proceed until the Contractor submits a certified list of the diesel powered off-road equipment that will be used, and as necessary, retrofitted with emission control devices. The list(s) shall include (1) the equipment number, type, make, Contractor/rental company name; and (2) the emission control devices make, model, USEPA or CARB verification number, or performance certification from the retrofit device manufacturer. Equipment reported as fitted with emissions control devices shall be made available to the Engineer for visual inspection of the device installation, prior to being used on the jobsite.

The Contractor shall submit an updated list of retrofitted off-road construction equipment as retrofitted equipment changes or comes on to the jobsite. The addition or deletion of any diesel powered equipment shall be included on the updated list.

If any diesel powered off-road equipment is found to be in non-compliance with any portion of this special provision, the Engineer will issue the Contractor a diesel retrofit deficiency deduction.

Any costs associated with retrofitting any diesel powered off-road equipment with emission control devices shall be considered as included in the contract unit prices bid for the various items of work involved and no additional compensation will be allowed. The Contractor's compliance with this notice and any associated regulations shall not be grounds for a claim.

Diesel Retrofit Deficiency Deduction

When the Engineer determines that a diesel retrofit deficiency exists, a daily monetary deduction will be imposed for each calendar day or fraction thereof the deficiency continues to exist. The calendar day(s) will begin when the time period for correction is exceeded and end with the Engineer's written acceptance of the correction. The daily monetary deduction will be \$1,000.00 for each deficiency identified.

The deficiency will be based on lack of diesel retrofit emissions control.

If a Contractor accumulates three diesel retrofit deficiency deductions for the same piece of equipment in a contract period, the Contractor will be shutdown until the deficiency is corrected.

Such a shutdown will not be grounds for any extension of the contract time, waiver of penalties, or be grounds for any claim.

80261

VEHICLE AND EQUIPMENT WARNING LIGHTS (BDE)

Effective: November 1, 2021

Revised: November 1, 2022

Add the following paragraph after the first paragraph of Article 701.08 of the Standard Specifications:

“The Contractor shall equip all vehicles and equipment with high-intensity oscillating, rotating, or flashing, amber or amber-and-white, warning lights which are visible from all directions. In accordance with 625 ILCS 5/12-215, the lights may only be in operation while the vehicle or equipment is engaged in construction operations.”

80439

State of Illinois
Department of Transportation
Bureau of Local Roads and StreetsSPECIAL PROVISION
FOR
BIDDING REQUIREMENTS AND CONDITIONS FOR CONTRACT PROPOSALSEffective: January 1, 2001
Revised: January 2, 2012

All references to Sections or Articles in this specification shall be construed to mean specific Section or Article of the Standard Specifications for Road and Bridge Construction, adopted by the Department of Transportation.

Replace Article 102.01 of the Standard Specifications with the following:

“Prequalification of Bidders. When prequalification is required and the Awarding Authority for contract construction work is the County Board of a County, the Council, the City Council, or the President and Board of Trustees of a city, village, or town, each prospective bidder, in evidence of competence, shall furnish the Awarding Authority as a prerequisite to the release of proposal forms by the Awarding Authority, a certified or photostatic copy of a "Certificate of Eligibility" issued by the Department of Transportation, according to the Department's "Prequalification Manual".

The two low bidders must file, within 24 hours after the letting, a sworn affidavit in triplicate, showing all uncompleted contracts awarded to them and all low bids pending award for Federal, State, County, Municipal and private work, using the blank form made available for this affidavit. One copy shall be filed with the Awarding Authority and two copies with IDOT's District office.

Issuance of Proposal Forms. The Awarding Authority reserves the right to refuse to issue a proposal form for bidding purposes for any of the following reasons:

- (a) Lack of competency and adequate machinery, plant, and other equipment, as revealed by the financial statement and experience questionnaires required in the prequalification procedures.
- (b) Uncompleted work which, in the judgment of the Awarding Authority, might hinder or prevent the prompt completion of additional work awarded.
- (c) False information provided on a bidder's "Affidavit of Availability".
- (d) Failure to pay, or satisfactorily settle, all bills due for labor and material on former contracts in force at the time of issuance of proposal forms.
- (e) Failure to comply with any prequalification regulations of the Department.
- (f) Default under previous contracts.
- (g) Unsatisfactory performance record as shown by past work for the Awarding Authority, judged from the standpoint of workmanship and progress.
- (h) When the Contractor is suspended from eligibility to bid at a public letting where the contract is awarded by, or requires approval of, the Department.
- (i) When any agent, servant, or employee of the prospective bidder currently serves as a member, employee, or agent of a governmental body that is financially involved in the proposal work.

- (j) When any agent, servant, or employee of the perspective bidder has participated in the preparation of plans or specifications for the proposed work.

Interpretation of Quantities in the Bid Schedule. The quantities appearing in the bid schedule are approximate and are prepared for the comparison of bids. Payment to the Contractor will be made only for the actual quantities of work performed and accepted or materials furnished according to the contract. The scheduled quantities of work to be done and materials to be furnished may be increased, decreased, or omitted as hereinafter provided.

Examination of Plans, Specifications, Special Provisions, and Site of Work. The bidder shall, before submitting a bid, carefully examine the provisions of the contract. The bidder shall inspect in detail the site of the proposed work, investigate and become familiar with all the local conditions affecting the contract and fully acquaint themselves with the detailed requirements of construction. Submission of a bid shall be a conclusive assurance and warranty the bidder has made these examinations and the bidder understands all requirements for the performance of the work. If his/her bid is accepted, the bidder shall be responsible for all errors in the proposal resulting from his/her failure or neglect to comply with these instructions. The Awarding Authority will, in no case, be responsible for any costs, expenses, losses, or change in anticipated profits resulting from such failure or neglect of the bidder to make these examinations.

The bidder shall take no advantage of any error or omission in the proposal and advertised contract. Any prospective bidder, who desires an explanation or interpretation of the plans, specification, or any of the contract documents, shall request such in writing from the Awarding Authority, in sufficient time to allow a written reply by the Awarding Authority that can reach all prospective bidders before the submission of their bids. Any reply given a prospective bidder concerning any of the contract documents, plans, and specifications will be furnished to all prospective bidders in the form determined by the Awarding Authority including, but not limited to, an addendum, if the information is deemed by the Awarding Authority to be necessary in submitting bids or if the Awarding Authority concludes the information would aid competition. Oral explanations, interpretations, or instructions given before the submission of bids unless at a prebid conference will not be binding on the Awarding Authority.

Preparation of the Proposal. Bidders shall submit their proposals on the form furnished by the Awarding Authority. The proposal shall be executed properly, and bids shall be made for all items indicated in the proposal form, except when alternate bids are asked, a bid on more than one alternate for each item is not required, unless otherwise provided. The bidder shall indicate in figures, a unit price for each of the separate items called for in the proposal form; the bidder shall show the products of the respective quantities and unit prices in the column provided for that purpose, and the gross sum shown in the place indicated in the proposal form shall be the summation of said products. All writing shall be with ink or typewriter, except the signature of the bidder which shall be written in ink.

If the proposal is made by an individual, that individual's name and business address shall be shown. If made by a firm or partnership, the name and business address of each member of the firm or partnership shall be shown. If made by a corporation, the proposal shall show the names, titles, and business addresses of the president, corporate secretary and treasurer. The proposal shall be signed by president or someone with authority to execute contracts and attested by the corporate secretary or someone with authority to execute or attest to the execution of contracts.

When prequalification is required, the proposal form shall be submitted by an authorized bidder in the same name and style as shown on the "Contractor's Statement of Experience and Financial Condition" used for prequalification.

Rejection of Proposals. The Awarding Authority reserves the right to reject any proposal for any of the conditions in "Issuance of Proposal Forms" or for any of the following reasons:

- (a) More than one proposal for the same work from an individual, firm, partnership, or corporation under the same name or different names.
- (b) Evidence of collusion among bidders.
- (c) Unbalanced proposals in which the bid prices for some items are, in the judgment of the Awarding Authority, out of proportion to the bid prices for other items.
- (d) If the proposal does not contain a unit price for each pay item listed, except in the case of authorized alternate pay items or lump sum pay items.
- (e) If the proposal form is other than that furnished by the Awarding Authority; or if the form is altered or any part thereof is detached.
- (f) If there are omissions, erasures, alterations, unauthorized additions, conditional or alternate bids, or irregularities of any kind which may tend to make the proposal incomplete, indefinite or ambiguous as to its meaning.
- (g) If the bidder adds any provisions reserving the right to accept or reject an award, or to enter into a contract pursuant to an award.
- (h) If the proposal is not accompanied by the proper proposal guaranty.
- (i) If the proposal is prepared with other than ink or typewriter, or otherwise fails to meet the requirements of the above "Preparation of Proposal" section.

Proposal Guaranty. Each proposal shall be accompanied by a bid bond on the Department form contained in the proposal, executed by a corporate surety company satisfactory to the Awarding Authority, by a bank cashier's check or a properly certified check for not less than five percent of the amount bid, or for the amount specified in the following schedule:

<u>Amount Bid</u>		<u>Proposal Guaranty</u>
Up to	\$5,000	\$150
>\$5,000	\$10,000	\$300
>\$10,000	\$50,000	\$1,000
>\$50,000	\$100,000	\$3,000
>\$100,000	\$150,000	\$5,000
>\$150,000	\$250,000	\$7,500
>\$250,000	\$500,000	\$12,500
>\$500,000	\$1,000,000	\$25,000
>\$1,000,000	\$1,500,000	\$50,000
>\$1,500,000	\$2,000,000	\$75,000
>\$2,000,000	\$3,000,000	\$100,000
>\$3,000,000	\$5,000,000	\$150,000
>\$5,000,000	\$7,500,000	\$250,000
>\$7,500,000	\$10,000,000	\$400,000
>\$10,000,000	\$15,000,000	\$500,000
>\$15,000,000	\$20,000,000	\$600,000
>\$20,000,000	\$25,000,000	\$700,000
>\$25,000,000	\$30,000,000	\$800,000
>\$30,000,000	\$35,000,000	\$900,000
Over	\$35,000,000	\$1,000,000

In the event that one proposal guaranty check is intended to cover two or more proposals, the amount must equal to the sum of the proposal guaranties which would be required for each individual proposal.

Bank cashier's checks or properly certified checks accompanying proposals shall be made payable to the County Treasurer, when a County is the Awarding Authority; or the City, Village, or Town Treasurer, when a city, village, or town is the Awarding Authority.

The proposal guaranty checks of all, except the two lowest responsible, will be returned promptly after the proposals have been checked, tabulated, and the relation of the proposals established. Proposal guaranty checks of the two lowest bidders will be returned as soon as the contract and contract bond of the successful bidder have been properly executed and approved. Bid bonds will not be returned.

After a period of three working days has elapsed after the date of opening proposals, the Awarding Authority may permit the two lowest bidders to substitute for the bank cashier's checks or certified checks submitted with their proposals as proposal guaranties, bid bonds on the Department forms executed by corporate surety companies satisfactory to the Awarding Authority.

Delivery of Proposals. If a special envelope is supplied by the Awarding Authority, each proposal should be submitted in that envelope furnished by the Awarding Authority and the blank spaces on the envelope shall be filled in correctly to clearly indicate its contents. When an envelope other than the special one furnished by the Awarding Authority is used, it shall be marked to clearly indicate its contents. When sent by mail, the sealed proposal shall be addressed to the Awarding Authority at the address and in care of the official in whose office the bids are to be received. All proposals shall be filed prior to the time and at the place specified in the Notice to Bidders. Proposals received after the time specified will be returned to the bidder unopened.

Withdrawal of Proposals. Permission will be given a bidder to withdraw a proposal if the bidder makes the request in writing or in person before the time for opening proposals.

Public Opening of Proposals. Proposals will be opened and read publicly at the time and place specified in the Notice to Bidders. Bidders, their authorized agents, and other interested parties are invited to be present.

Consideration of Proposals. After the proposals are opened and read, they will be compared on the basis of the summation of the products of the quantities shown in the bid schedule by the unit bid prices. In awarding contracts, the Awarding Authority will, in addition to considering the amounts stated in the proposals, take into consideration the responsibility of the various bidders as determined from a study of the data required under "Prequalification of Bidders", and from other investigations which it may elect to make.

The right is reserved to reject any or all proposals, to waive technicalities, or to advertise for new proposals, if in the judgment of the Awarding Authority, the best interests of the Awarding Authority will be promoted thereby.

Award of Contract. The award of contract will be made within 45 calendar days after the opening of proposals to the lowest responsible and qualified bidder whose proposal complies with all the requirements prescribed. The successful bidder will be notified by letter of intent that his/her bid has been accepted, and subject to the following conditions, the bidder will be the Contractor.

An approved contract executed by the Awarding Authority is required before the Awarding Authority is bound. An award may be cancelled any time by the Awarding Authority prior to execution in order to protect the public interest and integrity of the bidding process or for any other reason if, in the judgment of the Awarding Authority, the best interests of the Awarding Authority will be promoted thereby.

If a contract is not awarded within 45 days after the opening of proposals, bidders may file a written request with the Awarding Authority for the withdrawal of their bid, and the Awarding Authority will permit such withdrawal.

Requirement of Contract Bond. The Contractor shall furnish the Awarding Authority a performance and payment bond with good and sufficient sureties in the full amount of the contract as the penal sum. The surety shall be acceptable to the Awarding Authority, shall waive notice of any changes and extensions of time, and shall submit its bond on the form furnished by the Awarding Authority.

Execution of Contract. The contract shall be executed by the successful bidder and returned, together with the Contract Bond, within 15 days after the contract has been mailed to the bidder.

If the bidder to whom the award is made is a corporation organized under the laws of a State other than Illinois, the bidder shall furnish the Awarding Authority a copy of the corporation's Certificate of Authority to do business in the State of Illinois with the return of the executed contract and bond. Failure to furnish such evidence of a Certificate of Authority within the time required will be considered as just cause for the annulment of the award and the forfeiture of the proposal guaranty to the Awarding Authority, not as a penalty, but in payment of liquidated damages sustained as a result of such failure.

Failure to Execute Contract. If the contract is not executed by the Awarding Authority within 15 days following receipt from the bidder of the properly executed contracts and bonds, the bidder shall have the right to withdraw his/her bid without penalty.

Failure of the successful bidder to execute the contract and file acceptable bonds within 15 days after the contract has been mailed to the bidder shall be just cause for the cancellation of the award and the forfeiture of the proposal guaranty which shall become the property of the Awarding Authority, not as penalty, but in liquidation of damages sustained. Award may then be made to the next lowest responsible bidder, or the work may be readvertised and constructed under contract, or otherwise, as the Awarding Authority may decide."

State of Illinois
Department of Transportation
Bureau of Local Roads and Streets

SPECIAL PROVISION
FOR
COOPERATION WITH UTILITIES

Effective: January 1, 1999

Revised: January 1, 2007

All references to Sections or Articles in this specification shall be construed to mean specific Section or Article of the Standard Specifications for Road and Bridge Construction, adopted by the Department of Transportation.

Replace Article 105.07 of the Standard Specifications with the following:

“105.07 Cooperation with Utilities. The adjustment of utilities consists of the relocation, removal, replacement, rearrangements, reconstruction, improvement, disconnection, connection, shifting, new installation or altering of an existing utility facility in any manner.

When the plans or special provisions include information pertaining to the location of underground utility facilities, such information represents only the opinion of the Department as to the location of such utilities and is only included for the convenience of the bidder. The Department assumes no responsibility in respect to the sufficiency or the accuracy of the information shown on the plans relative to the location of the underground utility facilities.

Utilities which are to be adjusted shall be adjusted by the utility owner or the owner’s representative or by the Contractor as a contract item. Generally, arrangements for adjusting existing utilities will be made by the Department prior to project construction; however, utilities will not necessarily be adjusted in advance of project construction and, in some cases, utilities will not be removed from the proposed construction limits. When utility adjustments must be performed in conjunction with construction, the utility adjustment work will be shown on the plans and/or covered by Special Provisions.

When the Contractor discovers a utility has not been adjusted by the owner or the owner’s representative as indicated in the contract documents, or the utility is not shown on the plans or described in the Special Provisions as to be adjusted in conjunction with construction, the Contractor shall not interfere with said utility, and shall take proper precautions to prevent damage or interruption of the utility and shall promptly notify the Engineer of the nature and location of said utility.

All necessary adjustments, as determined by the Engineer, of utilities not shown on the plans or not identified by markers, will be made at no cost to the Contractor except traffic structures, light poles, etc., that are normally located within the proposed construction limits as hereinafter defined will not be adjusted unless required by the proposed improvement.

- (a) Limits of Proposed Construction for Utilities Paralleling the Roadway. For the purpose of this Article, limits of proposed construction for utilities extending in the same longitudinal direction as the roadway, shall be defined as follows:
- (1) The horizontal limits shall be a vertical plane, outside of, parallel to, and 600 mm (2 ft) distant at right angles from the plan or revised slope limits.
- In cases where the limits of excavation for structures are not shown on the plans, the horizontal limits shall be a vertical plane 1.2 m (4 ft) outside the edges of structure footings or the structure where no footings are required.
- (2) The upper vertical limits shall be the regulations governing the roadbed clearance for the specific utility involved.
 - (3) The lower vertical limits shall be the top of the utility at the depth below the proposed grade as prescribed by the governing agency or the limits of excavation, whichever is less.
- (b) Limits of Proposed Construction for Utilities Crossing the Roadway. For the purpose of this Article, limits of proposed construction for utilities crossing the roadway in a generally transverse direction shall be defined as follows:
- (1) Utilities crossing excavations for structures that are normally made by trenching such as sewers, underdrains, etc. and all minor structures such as manholes, inlets, foundations for signs, foundations for traffic signals, etc., the limits shall be the space to be occupied by the proposed permanent construction unless otherwise required by the regulations governing the specific utility involved.
 - (2) For utilities crossing the proposed site of major structures such as bridges, sign trusses, etc., the limits shall be as defined above for utilities extending in the same general direction as the roadway.

The Contractor may make arrangements for adjustment of utilities outside of the limits of proposed construction provided the Contractor furnishes the Department with a signed agreement with the utility owner covering the adjustments to be made. The cost of any adjustments made outside the limits of proposed construction shall be the responsibility of the Contractor unless otherwise provided.

The Contractor shall request all utility owners to field locate their facilities according to Article 107.31. The Engineer may make the request for location from the utility after receipt of notice from the Contractor. On request, the Engineer will make an inspection to verify that the utility company has field located its facilities, but will not assume responsibility for the accuracy of such work. The Contractor shall be responsible for maintaining the excavations or markers provided by the utility owners. This field location procedure may be waived if the utility owner has stated in writing to the Department it is satisfied the construction plans are sufficiently accurate. If the utility owner does not submit such statement to the Department, and they do not field locate their facilities in both horizontal and vertical alignment, the Engineer will authorize the Contractor in writing to proceed to locate the facilities in the most economical and reasonable manner, subject to the approval of the Engineer, and be paid according to Article 109.04.

The Contractor shall coordinate with any planned utility adjustment or new installation and the Contractor shall take all precautions to prevent disturbance or damage to utility facilities. Any failure on the part of the utility owner, or their representative, to proceed with any planned utility adjustment or new installation shall be reported promptly by the Contractor to the Engineer orally and in writing.

The Contractor shall take all necessary precautions for the protection of the utility facilities. The Contractor shall be responsible for any damage or destruction of utility facilities resulting from neglect, misconduct, or omission in the Contractor's manner or method of execution or nonexecution of the work, or caused by defective work or the use of unsatisfactory materials. Whenever any damage or destruction of a utility facility occurs as a result of work performed by the Contractor, the utility company will be immediately notified. The utility company will make arrangements to restore such facility to a condition equal to that existing before any such damage or destruction was done.

It is understood and agreed that the Contractor has considered in the bid all of the permanent and temporary utilities in their present and/or adjusted positions.

No additional compensation will be allowed for any delays, inconvenience, or damage sustained by the Contractor due to any interference from the said utility facilities or the operation of relocating the said utility facilities.

State of Illinois
Department of Transportation
Bureau of Local Roads and Streets

SPECIAL PROVISION
FOR
INSURANCE

Effective: February 1, 2007
Revised: August 1, 2007

All references to Sections or Articles in this specification shall be construed to mean specific Section or Article of the Standard Specifications for Road and Bridge Construction, adopted by the Department of Transportation.

The Contractor shall name the following entities as additional insured under the Contractor's general liability insurance policy in accordance with Article 107.27:

VILLAGE OF VILLA PARK

DUPAGE COUNTY

CHRISTOPHER B. BURKE ENGINEERING, LTD.

The entities listed above and their officers, employees, and agents shall be indemnified and held harmless in accordance with Article 107.26.

State of Illinois
DEPARTMENT OF TRANSPORTATION
Bureau of Local Roads & Streets

SPECIAL PROVISION
FOR
WAGES OF EMPLOYEES ON PUBLIC WORKS

Effective: January 1, 1999

Revised: January 1, 2012

1. **Prevailing Wages.** All wages paid by the Contractor and each subcontractor shall be in compliance with The Prevailing Wage Act (820 ILCS 130), as amended, except where a prevailing wage violates a federal law, order, or ruling, the rate conforming to the federal law, order, or ruling shall govern. The Contractor shall be responsible to notify each subcontractor of the wage rates set forth in this contract and any revisions thereto. If the Department of Labor revises the wage rates, the revised rate as provided by the public body shall apply to this contract and the Contractor will not be allowed additional compensation on account of said revisions.

2. **Payroll Records.** The Contractor and each subcontractor shall make and keep, for a period of not less than three years from the date of the last payment on a contract or subcontract, records of all laborers, mechanics, and other workers employed by them on the project; the records shall include each worker's name, address, telephone number when available, social security number, classification or classifications, the hourly wages paid in each pay period, the number of hours worked each day, and the starting and ending times of work each day. Upon seven business days' notice, the Contractor and each subcontractor shall make available for inspection and copying at a location within this State during reasonable hours, the payroll records to the public body in charge of the project, its officers and agents, the Director of Labor and his deputies and agents, and to federal, State, or local law enforcement agencies and prosecutors.

3. **Submission of Payroll Records.** The Contractor and each subcontractor shall no later than the tenth day of each calendar month file a certified payroll for the immediately preceding month with the public body in charge of the project, except that the full social security number and home address shall not be included on weekly transmittals. Instead the payrolls shall include an identification number for each employee (e.g., the last four digits of the employee's social security number). The certified payroll shall consist of a complete copy of the payroll records except starting and ending times of work each day may be omitted

The certified payroll shall be accompanied by a statement signed by the Contractor or subcontractor or an officer, employee, or agent of the contractor or subcontractor which avers that: (i) he or she has examined the certified payroll records required to be submitted by the Act and such records are true and accurate; (ii) the hourly rate paid to each worker is not less than the general prevailing rate of hourly wages required; and (iii) the Contractor or subcontractor is aware that filing a certified payroll that he or she knows to be false is a Class A misdemeanor.

4. **Employees Interviews.** The Contractor and each subcontractor shall permit his/her employees to be interviewed on the job, during working hours, by compliance investigators of the Department or the Department of Labor.

State of Illinois
Department of Transportation
Bureau of Local Roads and Streets

**SPECIAL PROVISION
FOR
EQUIPMENT RENTAL RATES**

Effective: January 1, 2012

All references to Sections or Articles in this specification shall be construed to mean a specific Section or Article of the Standard Specifications for Road and Bridge Construction, adopted by the Department of Transportation.

Replace Article 109.04(b)(4) with the following:

- "(4) Equipment. For any machinery or special equipment (other than small tools) the use of which has been authorized by the Engineer, the Contractor will be paid according to the latest revision of "SCHEDULE OF AVERAGE ANNUAL EQUIPMENT OWNERSHIP EXPENSE" and latest index factor as issued by the Illinois Department of Transportation. The equipment should be of a type and size reasonably required to complete the extra work."

State of Illinois
 DEPARTMENT OF TRANSPORTATION
 Bureau of Local Roads & Streets
 SPECIAL PROVISION
 FOR
 LOCAL QUALITY ASSURANCE/ QUALITY MANAGEMENT QC/QA
 Effective: January 1, 2022

Replace the first five paragraphs of Article 1030.06 of the Standard Specifications with the following:

“1030.06 Quality Management Program. The Quality Management Program (QMP) will be Quality Control / Quality Assurance (QC/QA) according to the following.”

Delete Article 1030.06(d)(1) of the Standard Specifications.

Revise Article 1030.09(g)(3) of the Standard Specifications to read:

“(3) If core testing is the density verification method, the Contractor shall provide personnel and equipment to collect density verification cores for the Engineer. Core locations will be determined by the Engineer following the document “Hot-Mix Asphalt QC/QA Procedure for Determining Random Density Locations” at density verification intervals defined in Article 1030.09(b). After the Engineer identifies a density verification location and prior to opening to traffic, the Contractor shall cut a 4 in. (100 mm) diameter core. With the approval of the Engineer, the cores may be cut at a later time.”

Revise Article 1030.09(h)(2) of the Standard Specifications to read:

“(2) After final rolling and prior to paving subsequent lifts, the Engineer will identify the random density verification test locations. Cores or nuclear density gauge testing will be used for density verification. The method used for density verification will be as selected below.

Density Verification Method	
<input type="checkbox"/>	Cores
<input checked="" type="checkbox"/>	Nuclear Density Gauge (Correlated when paving ≥ 3,000 tons per mixture)

Density verification test locations will be determined according to the document “Hot-Mix Asphalt QC/QA Procedure for Determining Random Density Locations”. The density testing interval for paving wider than or equal to 3 ft (1 m) will be 0.5 miles (800 m) for lift thicknesses of 3 in. (75 mm) or less and 0.2 miles (320 m) for lift thicknesses greater than 3 in. (75 mm). The density testing interval for paving less than 3 ft (1 m) wide will be 1 mile (1,600 m). If a day’s paving will be less than the prescribed density testing interval, the length of the day’s paving will be the interval for that day. The density testing interval for mixtures used for patching will be 50 patches with a minimum of one test per mixture per project.

If core testing is the density verification method, the Engineer will witness the Contractor coring, and secure and take possession of all density samples at the

density verification locations. The Engineer will test the cores collected by the Contractor for density according to Illinois Modified AASHTO T 166 or AASHTO T 275.

If nuclear density gauge testing is the density verification method, the Engineer will conduct nuclear density gauge tests. The Engineer will follow the density testing procedure detailed in the document "Illinois Modified ASTM D 2950, Standard Test Method for Density of Bituminous Concrete In-Place by Nuclear Method".

A density verification test will be the result of a single core or the average of the nuclear density tests at one location. The results of each density test must be within acceptable limits. The Engineer will promptly notify the Contractor of observed deficiencies."

Revise the seventh paragraph and all subsequent paragraphs in Section D. of the document "Hot-Mix Asphalt QC/QA Initial Daily Plant and Random Samples" to read:

"Mixtures shall be sampled from the truck at the plant by the Contractor following the same procedure used to collect QC mixture samples (Section A). This process will be witnessed by the Engineer who will take custody of the verification sample. Each sample bag with a verification mixture sample will be secured by the Engineer using a locking ID tag. Sample boxes containing the verification mixture sample will be sealed/taped by the Engineer using a security ID label."

ABV ABOVE	CU YD CUBIC YARD	HATCH HATCHING	PM PAVEMENT MARKING	STD STANDARD
A/C ACCESS CONTROL	CULV CULVERT	HD HEAD	PEB PEDESTAL	SBI STATE BOND ISSUE
AC AC/E	C&G CURB & GUTTER	HDW HEADWALL	PNT POINT	SR STATE ROUTE
ADJ ADJUST	D DEGREE OF CURVE	HDUTY HEAVY DUTY	PC POINT OF CURVATURE	STA STATION
AS AERIAL SURVEYS	DC DEPRESSED CURVE	ha HECTARE	PI POINT OF INTERSECTION OF HORIZONTAL CURVE	SPBGR STEEL PLATE BEAM GUARDRAIL
AGG AGGREGATE	DET DETECTOR	HMA HOT MIX ASPHALT	PRC POINT OF REVERSE CURVE	SS STORM SEWER
AH AHEAD	DIA DIAMETER	HWY HIGHWAY	PT POINT OF TANGENCY	STY STORY
APT APARTMENT	DIST DISTRICT	HORIZ HORIZONTAL	POT POINT ON TANGENT	ST STREET
ASPH ASPHALT	DOM DOMESTIC	HSE HOUSE	POLYETH POLYETHYLENE	STR STRUCTURE
AUX AUXILIARY	DBL DOUBLE	IL ILLINOIS	PCC PORTLAND CEMENT CONCRETE	e SUPERELEVATION RATE
AGS AUXILIARY GAS VALVE (SERVICE)	DSFL DOWNSTREAM ELEVATION	IMP IMPROVEMENT	PP POWER POLE OR PRINCIPAL POINT	S.E. RUN, SUPERELEVATION RUNOFF LENGTH
AVE AVENUE	DSFL DOWNSTREAM FLOWLINE	IN DJA INCH DIAMETER	PRM PRIME	SURF SURFACE
AX AXIS OF ROTATION	DR DRAINAGE OR DRIVE	INL INLET	PE PRIVATE ENTRANCE	SMK SURVEY MARKER
BK BACK	DI DRAINAGE INLET OR DROP INLET	INST INSTALLATION	PROF PROFILE	T TANGENT DISTANCE
B-B BACK TO BACK	DRV DRIVEWAY	IDS INTERSECTION DESIGN STUDY	PGL PROFILE GRADELINE	T.R. TANGENT RUNOUT DISTANCE
BKPL BACKPLATE	DCT DUCT	INV INVERT	PROJ PROJECT	TEL TELEPHONE
B BARN	EA EACH	IP IRON PIPE	P.C. PROPERTY CORNER	TB TELEPHONE BOX
BARR BARRICADE	EB EASTBOUND	IR IRON ROD	PL PROPERTY LINE	TP TELEPHONE POLE
BL BASELINE	EOP EDGE OF PAVEMENT	JT JOINT	PR PROPOSED	TEMP TEMPORARY
BGN BEGIN	E-CL EDGE TO CENTERLINE	kg KILOGRAM	R RADIUS OR RESIDENTIAL	TBM TEMPORARY BENCH MARK
BM BENCHMARK	E-E EDGE TO EDGE	km KILOMETER	RR RAILROAD	TD TILE DRAIN
BIND BINDER	ELEC ELECTRICAL	LS LANDSCAPING	RR RAILROAD SPIKE	TBE TO BE EXTENDED
BIT BITUMINOUS	EL ELEVATION	LN LANE	RPS REFLECTIVE	TBR TO BE REMOVED
BTM BOTTOM	ENTR ENTRANCE	LT LEFT	REF REFLECTIVE	TBS TO BE SAVED
BLVD BOULEVARD	EXC EXCAVATION	LDAR LIGHT DETECTION AND RANGING	RCCP REINFORCED CONCRETE CULVERT PIPE	TWP TOWNSHIP
BRK BRICK	EX EXISTING	LP LIGHT POLE	REINF REINFORCEMENT	TR TOWNSHIP ROAD
BBOX BUFFALO BOX	EXPWAY EXPRESSWAY	LGT LIGHTING	REM REMOVAL	TS TRAFFIC SIGNAL
BLDG BUILDING	E EXTERNAL DISTANCE OF HORIZONTAL CURVE	L LINEAL FEET OR LINEAR FEET	RC REMOVE CROWN	TSCB TRAFFIC SIGNAL CONTROL BOX
CATV CABLE	E OFFSET DISTANCE TO VERTICAL CURVE	L LITER OR CURVE LENGTH	REP REPLACEMENT	TSC TRAFFIC SYSTEMS CENTER
CIP CAST IRON PIPE	F-F FACE TO FACE	LC LONG CHORD	REST RESTAURANT	TRVS TRANSVERSE
CB CATCH BASIN	FA FEDERAL AID	LNG LONGITUDINAL	RESURF RESURFACING	TRVL TRAVEL
C-C CENTER TO CENTER	FAI FEDERAL AID INTERSTATE	L SUM LUMP SUM	RET RETAINING	TRN TURN
CL CENTERLINE OR CLEARANCE	FAS FEDERAL AID PRIMARY	MACH MACHINE	RT RIGHT	TY TYPE
CL-E CENTERLINE TO EDGE	FAUS FEDERAL AID SECONDARY	MB MAIL BOX	ROW RIGHT-OF-WAY	T-A TYPE A
CL-F CENTERLINE TO FACE	FP FENCE POST	MH MANHOLE	RD ROAD	TYP TYPICAL
CTS CENTERS	OPT OPTIC	MATL MATERIAL	RDWY ROADWAY	UNDGND UNDERGROUND
CERT CERTIFIED	FE FIELD ENTRANCE	MED MEDIAN	RTE ROUTE	USGS U.S. GEOLOGICAL SURVEY
CHSLD CHISELED	FH FIRE HYDRANT	m METER	SAN SANITARY	USEL UPSTREAM ELEVATION
CS CITY STREET	FL FLOW LINE	METH METHOD	SANS SANITARY SEWER	USFL UPSTREAM FLOWLINE
CP CLAY PIPE	FB FOOT BRIDGE	M MID-ORDINATE	SEC SECTION	UTIL UTILITY
CLSD CLOSED	FDN FOUNDATION	mm MILLIMETER	SEED SEEDING	VBOX VALVE BOX
CLID CLOSED LID	FR FRAME	mm DIA MILLIMETER DIAMETER	SHAP SHAPING	VV VALVE VAULT
CT COAT OR COURT	F&G FRAME & GRATE	MIX MIXTURE	S SHEET	VL VALVT
COMB COMBINATION	FRWAY FREEWAY	MBH MOBILE HOME	SHLD SHOULDER	VEH VEHICLE
C COMMERCIAL BUILDING	GAL GALLON	MOD MODIFIED	SW SIDEWALK OR SOUTHWEST	VP VENT PIPE
CE COMMERCIAL ENTRANCE	GALV GALVANIZED	MFT MOTOR FUEL TAX	SIG SIGNAL	VERT VERTICAL
CONC CONCRETE	G GARAGE	N & BC NAIL & BOTTLE CAP	SOD SODDING	VC VERTICAL CURVE
CONST CONSTRUCT	GM GAS METER	N & C NAIL & CAP	SM SOLID MEDIUM	VPC VERTICAL POINT OF CURVATURE
CONTD CONTINUED	GV GAS VALVE	N & W NAIL & WASHER	SB SOUTHBOUND	VPI VERTICAL POINT OF INTERSECTION
CONT CONTINUOUS	GIS GEOGRAPHICAL INFORMATION SYSTEM	NC NORMAL CROWN	SE SOUTHEAST	VPT VERTICAL POINT OF TANGENCY
COR CORNER	GRAN GRANULAR	NB NORTHBOUND	SPL SPECIAL	WM WATER METER
CORR CORRUGATED	GR GRATE	NE NORTHEAST	SD SPECIAL DITCH	WW WATER VALVE
CMP CORRUGATED METAL PIPE	GRVL GRAVEL	NW NORTHWEST	SQ FT SQUARE FEET	WMAIN WATER MAIN
CNTY COUNTY	GND GROUND	O/S OFFSET	OLID OPEN LID	WB WESTBOUND
CH COUNTY HIGHWAY	GUT GUTTER	O&C OIL AND CHIP	PAT PATTERN	WILDFL WILDFLOWERS
CSE COURSE	GP GUY POLE	Q&C OIL AND CHIP	PVD PAVED	W WITH
XSECT CROSS SECTION	GW GUY WIRE	mm ² SQUARE MILLIMETER	SQ YD SQUARE YARD	WO WITHOUT
m ³ CUBIC METER	HH HANDHOLE	PVMT PAVEMENT	STB STABILIZED	

Illinois Department of Transportation

APPROVED January 1, 2021

ENGINEER OF DESIGN AND ENVIRONMENT

DATE	REVISIONS
1-1-21	Updated fonts, abbreviations and symbols.
1-1-19	Added new symbols.

STANDARD SYMBOLS, ABBREVIATIONS AND PATTERNS
(Sheet 1 of 9)

STANDARD 000001-08

OWNER COPY

<u>ADJUSTMENT ITEMS</u>	<u>EX</u>	<u>PR</u>
Structure To Be Adjusted		
Structure To Be Cleaned		
Main Structure To Be Filled		
Structure To Be Filled		
Structure To Be Filled Special		
Structure To Be Removed		
Structure To Be Reconstructed		
Structure To Be Reconstructed Special		
Frame and Grate To Be Adjusted		
Frame and Lid To Be Adjusted		
Domestic Service Box To Be Adjusted		
Valve Vault To Be Adjusted		
Special Adjustment		
Item To Be Abandoned		
Item To Be Moved		
Item To Be Relocated		
Pavement Removal and Replacement		

<u>ALIGNMENT ITEMS</u>	<u>EX</u>	<u>PR</u>
Baseline		
Centerline		
Centerline Break Circle		
Baseline Symbol		
Centerline Symbol		
PI Indicator		
Point Indicator		
Horizontal Curve Data (Half Size)	EX CURVE P.I. STA= Δ= D= R= T= L= E= G= T.R.= S.E. RUN= P.C. STA= P.T. STA=	CURVE P.I. STA= Δ= D= R= T= L= E= G= T.R.= S.E. RUN= P.C. STA= P.T. STA=
<u>BOUNDARIES ITEMS</u>	<u>EX</u>	<u>PR</u>
Dashed Property Line		
Solid Property/Lot Line		
Section/Grant Line		
Quarter Section Line		
Quarter/Quarter Section Line		
County/Township Line		
State Line		
Chiseled Square Found		
Iron Pipe Found		
Iron Pipe Set		
Survey Marker		
Property Line Symbol		
Same Ownership Symbol (Half Size)		
Northwest Quarter Corner (Half Size)		
Section Corner (Half Size)		
Southeast Quarter Corner (Half Size)		

<u>DRAINAGE ITEMS</u>	<u>EX</u>	<u>PR</u>
Channel or Stream Line		
Culvert Line		
Grading & Shaping Ditches		
Drainage Boundary Line		
Paved Ditch		
Aggregate Ditch		
Pipe Underdrain		
Storm Sewer		
Flowline		
Ditch Check		
Headwall		
Inlet		
Manhole		
Summit		
Roadway Ditch Flow		
Swale		
Catch Basin		
Culvert End Section		
Water Surface Indicator		
Riprap		
<u>HYDRAULICS ITEMS</u>	<u>EX</u>	<u>PR</u>
Overflow		
Sheet Flow		
Hydrant Outlet		

**STANDARD SYMBOLS,
ABBREVIATIONS
AND PATTERNS**
(Sheet 2 of 9)
STANDARD 000001-08

Illinois Department of Transportation
 ENGINEER OF POLICY AND PROCEDURES
 APPROVED [Signature] January 1, 2021
 ENGINEER OF DESIGN AND ENVIRONMENT

OWNER COPY

CONTRACT

EROSION & SEDIMENT CONTROL ITEMS	EX	PR
Cleaning & Grading Limits		
Dike		
Erosion Control Fence		
Perimeter Erosion Barrier		
Temporary Fence		
Ditch Check Temporary		
Ditch Check Permanent		
Inlet & Pipe Protection		
Sediment Basin		
Erosion Control Blanket		
Fabric Formed Concrete Revestment Mat		
Turf Reinforcement Mat		
Mulch Temporary		
Mulch Method 1		
Mulch Method 2 Stabilized		
Mulch Method 3 Hydraulic		

CONTOUR ITEMS	EX	PR
Approx. Index Line		
Approx. Intermediate Line		
Index Contour		
Intermediate Contour		

NON-HIGHWAY IMPROVEMENT ITEMS	EX	PR
Noise Attn./Levee		
Field Line		
Fence		
Base of Levee		
Mailbox		
Multiple Mailboxes		
Pay Telephone		
Advertising Sign		
ITS Camera		
Wind Turbine		
Cellular Tower		

LANDSCAPING ITEMS	EX	PR
Intelligent Transportation Systems		
Contour Mounding Line		
Fence		
Fence Post		
Shrubs		
Mowline		
Perennial Plants		
Seeding Class 2		
Seeding Class 2A		
Seeding Class 4		
Seeding Class 4 & 5 Combined		

EXISTING LANDSCAPING ITEMS (contd.)	EX	PR
Seeding Class 5		
Seeding Class 7		
Seedlings Type 1		
Seedlings Type 2		
Soading		
Mowstake w/Sign		
Tree Trunk Protection		
Evergreen Tree		
Shade Tree		

LIGHTING	EX	PR
Duct		
Conduit		
Electrical Aerial Cable		
Electrical Buried Cable		
Controller		
Underpass Luminaire		
Power Pole		

Illinois Department of Transportation

January 1, 2021

ENGINEER OF POLICY AND PROCEDURES

APPROVED January 1, 2021

ENGINEER OF DESIGN AND ENVIRONMENT

STANDARD SYMBOLS, ABBREVIATIONS AND PATTERNS

(Sheet 3 of 9)

STANDARD 000001-08

OWNER COPY

CONTRACT

**LIGHTING
(contd.)**

EX

PR

Pull Point



Handhole



Heavy Duty Handhole



Junction Box



Light Unit Comb



Electrical Ground



Traffic Flow Arrow



High Mast Pole
(Half Size)



Light Unit-1



PAVEMENT (MISC.)

EX

PR

Keyed Long Joint



Keyed Long Joint w/Tie Bars



Sawed Long Joint w/Tie Bars



Bituminous Shoulder



Bituminous Taper



Stabilized Driveway



Widening



PAVEMENT MARKINGS

EX

PR

Handicap Symbol



RR Crossing



Raised Marker Amber 1 Way




Raised Marker Amber 2 Way



Raised Marker Crystal 1 Way



Two Way Turn Left



Shoulder Diag. Pattern



Skip-Dash White



Skip-Dash Yellow



Stop Line



Solid Line



Double Centerline



Dotted Lines



Illinois Department of Transportation

ISSUED: [Signature] January 1, 2021

ENGINEER OF POLICY AND PROCEDURES

APPROVED: [Signature] January 1, 2021

ENGINEER OF DESIGN AND ENVIRONMENT

Sheet 1-107

**STANDARD SYMBOLS,
ABBREVIATIONS
AND PATTERNS**

(Sheet 4 of 9)

STANDARD 000001-08

OWNER COPY

PAVEMENT MARKINGS
(contd.)

EX

PR

CL 2Ln 2Way
RRPM 12.2 m (40') o.c.




CL 2Ln 2Way
RRPM 80' (24.4 m) o.c.



CL Multilane Div.
RRPM 40' (12.2 m) o.c.



CL Multilane Div.
RRPM 80' (24.4 m) o.c.



CL Multilane Div. Dbl.
RRPM 80' (24.4 m) o.c.



CL Multilane Undiv.



Two Way Turn Left Line



Urban Combination Left



Urban Combination Right



Urban Left Turn Arrow



Urban Right Turn Arrow



Urban Left Turn Only

ONLY
ONLY
ONLY



Urban Right Turn Only



Urban Thru Only



Urban LT & RT Turn Arrow

Urban Thru Arrow

Illinois Department of Transportation

PASSED January 1, 2021

ENGINEER OF POLICY AND PROCEDURES

APPROVED January 1, 2021

ENGINEER OF DESIGN AND ENVIRONMENT

RAILROAD ITEMS

EX

CONTRACT

PR

Abandoned Railroad



Railroad



Railroad Point



Control Box



Crossing Gate



Flashing Signal



Railroad Cant, Mast Arm



Crossbuck



REMOVAL ITEMS

EX

PR

Removal Tic



Bituminous Removal



Hatch Pattern



Tree Removal Single



RIGHT OF WAY ITEMS

EX

PR

Future ROW Corner Monument



ROW Marker



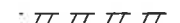
ROW Line



Easement



Temporary Easement



**STANDARD SYMBOLS,
ABBREVIATIONS
AND PATTERNS**
(Sheet 5 of 9)

STANDARD 000001-08

PAVEMENT MARKINGS

(contd.)

EX

PR

Urban U-Turn

Urban Combined U-Turn

Rural Combination Left

Rural Combination Right

Rural Left Turn Arrow

Rural Right Turn Arrow

Rural Left Turn Only

Rural Right Turn Only

Rural Thru Only

Rural Thru Arrow

Rural Lt & Rt Turn Arrow

Bike Lane Symbol

Bike Lane Text

Bike Path Shared

Bike Shared Roadway

Lane Drop Symbol

ONLY ONLY ONLY



BIKE LANE



Illinois Department of Transportation

APPROVED: [Signature] DATE: [Date] 2021

ENGINEER OF POLICY AND PROCEDURES

APPROVED: [Signature] DATE: [Date] 2021

ENGINEER OF DESIGN AND ENVIRONMENT

Wrong Way Arrow

STANDARD SYMBOLS, ABBREVIATIONS AND PATTERNS

(Sheet 6 of 9)

STANDARD 000001-08

OWNER COPY

**RIGHT OF WAY ITEMS
(contd.)**

	EX	PR
Access Control Line	—	— AC —
Access Control Line & ROW	— AC —	— AC —
Access Control Line & ROW with Fence	— AC —	— AC —
Excess ROW Line		— XS —

**ROADWAY PLAN
ITEMS**

	EX	PR
Cable Barrier	—○—○—○—○—	—●—●—●—●—
Concrete Barrier	—■—■—■—■—	—■—■—■—■—
Edge of Pavement	— - - - -	— - - - -
Bit Shoulders, Medians and C&G Line	— - - - -	— - - - -
Aggregate Shoulder	— - - - -	— - - - -
Sidewalks, Driveways	— - - - -	— - - - -
Guardrail	—□—□—□—□—	—□—□—□—□—
Guardrail Post	○	○
Traffic Sign	⊕	⊕
Corrugated Median	—▨—▨—▨—▨—	—▨—▨—▨—▨—
Impact Attenuator	○	○
North Arrow with District Office (Half Size)	↑	↑
Match Line	—	— STA. 45+00 —
Slope Limit Line	— - - - -	— - - - -
Typical Cross-Section Line	—	—

ROADWAY PROFILES

	EX	PR
P.I. Indicator	▲	▲
Point Indicator	○	○
Earthworks Balance Point		⊗
Begin Point		◐
Vert. Curve Data	VPI = ELEV = L = E =	VPI = ELEV = L = E =
Ditch Profile Left Side	— - - - -	— - - - -
Ditch Profile Right Side	— - - - -	— - - - -
Roadway Profile Line	— - - - -	— - - - -
Storm Sewer Profile Left Side	— - - - -	— - - - -
Storm Sewer Profile Right Side	— - - - -	— - - - -

SIGNING ITEMS

	EX	PR
Cone, Drum or Barricade	○	○
Barricade Type II	▨	▨
Barricade Type III	▨	▨
Barricade With Edge Line	—	—
Flashing Light Sign	○	○
Panels I	▨	▨
Panels II	▨	▨
Direction of Traffic	→	→
Sign Flag (Half Size)	◇	◇

**SIGNING ITEMS
(contd.)**

	EX	PR
Reverse Left W1-4L (Half Size)		⬇
Reverse Right W1-4R (Half Size)		⬆
Two Way Traffic Sign W6-3 (Half Size)		⬆⬆
Detour Ahead W20-2(O) (Half Size)		⬆
Left Lane Closed Ahead W20-5L(O) (Half Size)		⬆
Right Lane Closed Ahead W20-5R(O) (Half Size)		⬆
Road Closed Ahead W20-3(O) (Half Size)		⬆
Road Construction Ahead W20-1-(O) (Half Size)		⬆
Single Lane Ahead (Half Size)		⬆
Transition Left W4-2L (Half Size)		⬆
Transition Right W4-2R (Half Size)		⬆

CONTRACT

Illinois Department of Transportation

APPROVED January 1, 2021

ENGINEER OF POLICY AND PROCEDURES

APPROVED January 1, 2021

ENGINEER OF DESIGN AND ENVIRONMENT

2021 1-20

**STANDARD SYMBOLS,
ABBREVIATIONS
AND PATTERNS**

(Sheet 7 of 9)

STANDARD 000001-08


OWNER COPY

**SIGNING ITEMS
(contd.)**

EX

PR

- One Way Arrow Lrg, W1-6-(O)
(Half Size)
- Two Way Arrow Large W1-7-(O)
(Half Size)
- Detour M4-10L-(O)
(Half Size)
- Detour M4-10R-(O)
(Half Size)
- One Way Left R6-1L
(Half Size)
- One Way Right R6-1R
(Half Size)
- Left Turn Lane R3-1100L
(Half Size)
- Keep Left R4-7AL
(Half Size)
- Keep Left R4-7BL
(Half Size)
- Keep Right R4-7AR
(Half Size)
- Keep Right R4-7BR
(Half Size)
- Stop Here On Red R10-6-AL
(Half Size)
- Stop Here On Red R10-6-AR
(Half Size)
- No Left Turn R3-2
(Half Size)
- No Right Turn R3-1
(Half Size)
- Road Closed R11-2
(Half Size)
- Road Closed Thru Traffic R11-2
(Half Size)

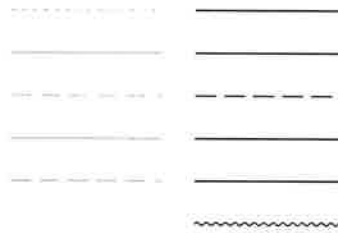


STRUCTURES ITEMS

EX

PR

- Box Culvert Barrel
- Box Culvert Headwall
- Bridge Pier
- Bridge
- Retaining Wall
- Temporary Sheet Piling

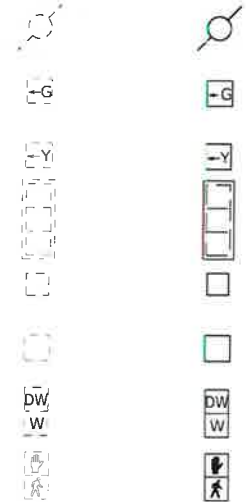


**TRAFFIC SHEET
ITEMS**

EX

PR

- Cable Number
- Left Turn Green
- Left Turn Yellow
- Signal Backplate
- Signal Section 8" (200 mm)
- Signal Section 12" (300 mm)
- Walk/Don't Walk Letters
- Walk/Don't Walk Symbols




**TRAFFIC SIGNAL
ITEMS**

EX

PR

- Galv. Steel Conduit
- Underground Cable
- Detector Loop Line
- Detector Loop Large
- Detector Loop Small
- Detector Loop Quadrapole



Illinois Department of Transportation

PASS ID: [blank] January 1, 2021

ENGINEER OF POLICY AND PROCEDURES

APPROVED: [signature] January 1, 2021

ENGINEER OF DESIGN AND ENVIRONMENT

2021-01-01

**STANDARD SYMBOLS,
ABBREVIATIONS
AND PATTERNS**

(Sheet 8 of 9)

STANDARD 000001-08

OWNER COPY

CONTRACT

TRAFFIC SIGNAL ITEMS (contd.)

EX

PR

Detector Raceway		
Aluminum Mast Arm		
Steel Mast Arm		
Veh. Detector Magnetic		
Conduit Splice		
Controller		
Gulfbox Junction		
Wood Pole		
Temp. Signal Head		
Handhole		
Double Handhole		
Heavy Duty Handhole		
Junction Box		
Ped. Pushbutton Detector		
Ped. Signal Head		
Power Pole Service		
Priority Veh. Detector		
Signal Head		
Signal Head w/Backplate		
Signal Post		
Closed Circuit TV		
Video Detector System		

UNDERGROUND UTILITY ITEMS

EX

PR

ABANDONED

Cable TV			
Electric Cable			
Fiber Optic			
Gas Pipe			
Oil Pipe			
Sanitary Sewer			
Telephone Cable			
Water Pipe			

UTILITIES ITEMS

EX

PR

Controller		
Double Handhole		
Fire Hydrant		
GuyWire or Deadman Anchor		
Handhole		
Heavy Duty Handhole		
Junction Box		
Light Pole		
Manhole		
Monitoring Well (Gasoline)		
Pipeline Warning Sign		
Power Pole		
Power Pole with Light		
Sanitary Sewer Cleanout		
Splice Box Above Ground		
Telephone Splice Box Above Ground		
Telephone Pole		

UTILITY ITEMS (contd.)

EX

PR

Traffic Signal		
Traffic Signal Control Box		
Water Meter		
Water Meter Valve Box		
Profile Line		
Aerial Power Line		

VEGETATION ITEMS

EX

PR

Deciduous Tree		
Bush or Shrub		
Evergreen Tree		
Stump		
Orchard/Nursery Line		
Vegetation Line		
Woods & Bush Line		

WATER FEATURE ITEMS

EX

PR

Stream or Drainage Ditch		
Waters Edge		
Water Surface Indicator		
Water Point		
Disappearing Ditch		
Marsh		
Marsh/Swamp Boundary		

Illinois Department of Transportation

PREPARED: [Signature] January 11, 2011

ENGINEER OF POLICY AND PROCEDURES

APPROVED: [Signature] January 11, 2011

ENGINEER OF DESIGN AND CONSTRUCTION

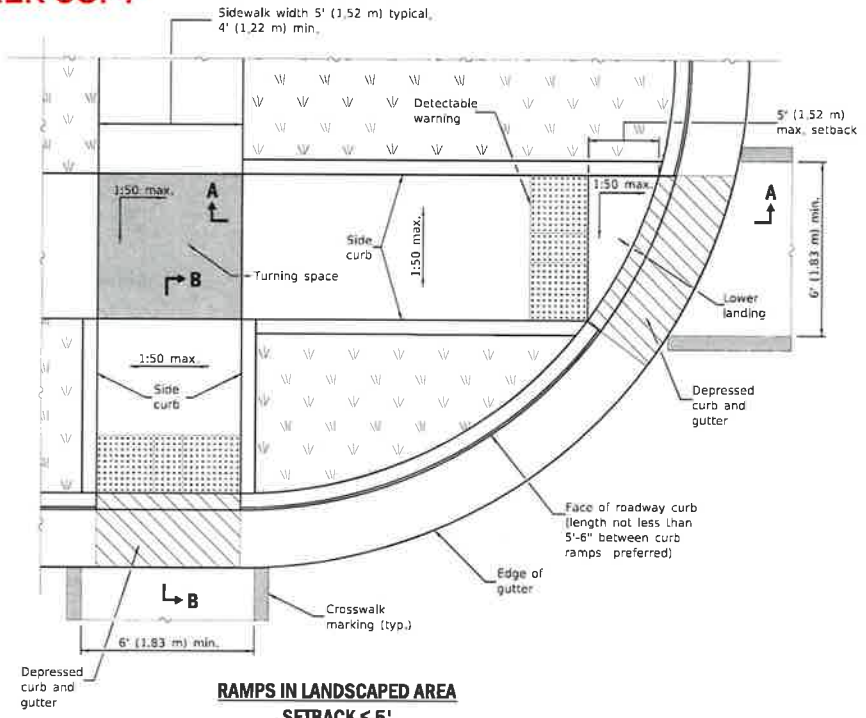
STANDARD SYMBOLS, ABBREVIATIONS AND PATTERNS

(Sheet 9 of 9)

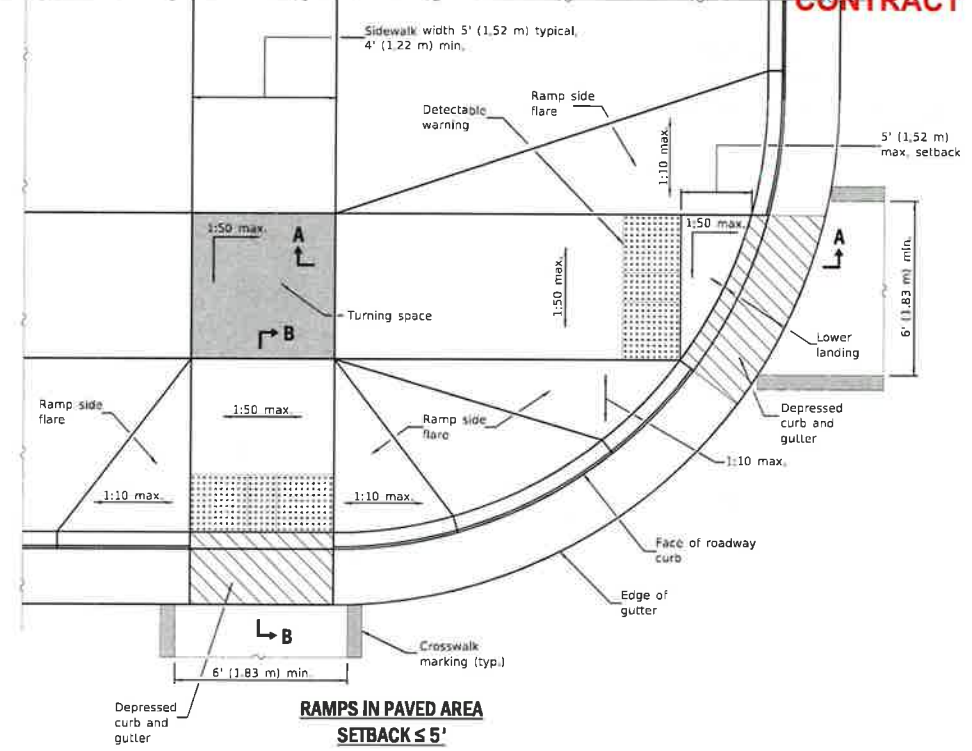
STANDARD 000001-08

OWNER COPY

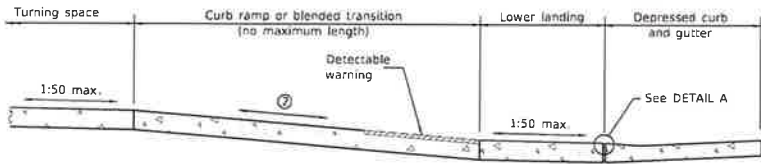
CONTRACT



**RAMPS IN LANDSCAPED AREA
SETBACK ≤ 5'**

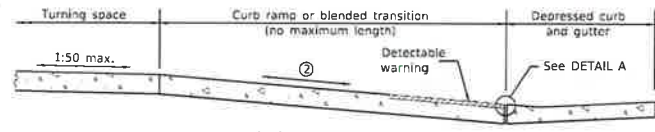


**RAMPS IN PAVED AREA
SETBACK ≤ 5'**



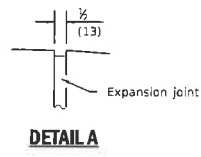
SECTION A-A

② The running slope of a curb ramp shall be 1:20 min. and 1:12 max. The running slope of a blended transition shall be 1:20 max.

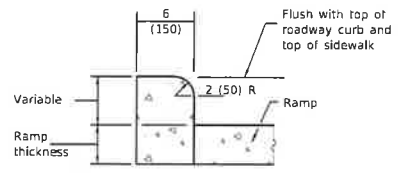


SECTION B-B

② The running slope of a curb ramp shall be 1:20 min. and 1:12 max. The running slope of a blended transition shall be 1:20 max.



DETAIL A



SIDE CURB DETAIL

Illinois Department of Transportation

DESIGNED BY: [Signature] DATE: 2/19/19

APPROVED BY: [Signature] DATE: 2/19/19

ENGINEER OF DESIGN AND ENVIRONMENT

DATE	REVISIONS
1-1-19	Removed "15-foot rule", added "Blended transitions" and placement tolerances for detectable warnings.
1-1-18	Omitted diagonal slope at turning spaces and lower landings.

See Sheet 2 for GENERAL NOTES.

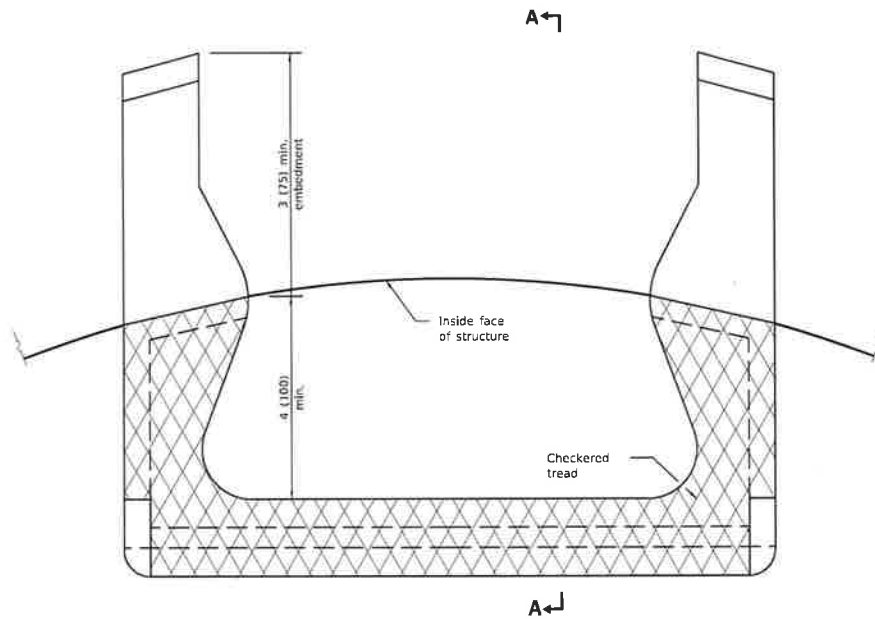
**PERPENDICULAR CURB RAMPS
FOR SIDEWALKS**

(Sheet 1 of 2)

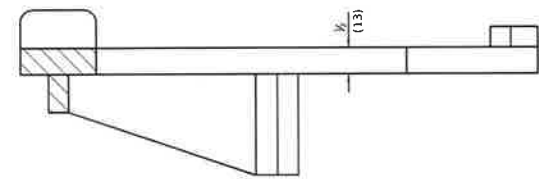
STANDARD 424001-11

OWNER COPY

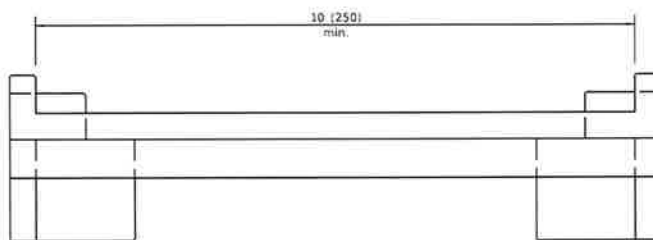
CONTRACT
CAST IRON STEPS



PLAN VIEW



SECTION A-A



ELEVATION VIEW

All dimensions are in inches (millimeters)
unless otherwise shown.

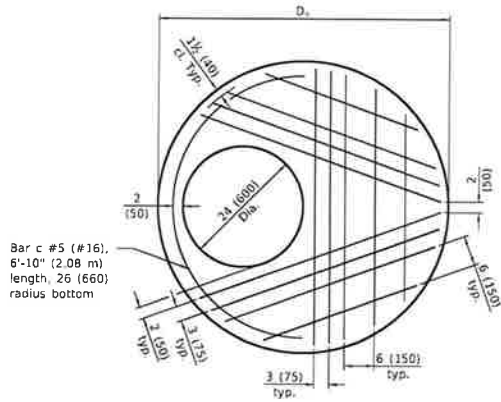
Illinois Department of Transportation
PASSFD January 1, 2009
ENGINEER OF POLICY AND PROCEDURES
APPROVED January 1, 2009
ENGINEER OF DESIGN AND ENVIRONMENT

DATE	REVISIONS
1-1-09	Switched units to English (metric).
4-1-06	Revised title, drawings, and added plastic steps on sheet 2.

MANHOLE STEPS

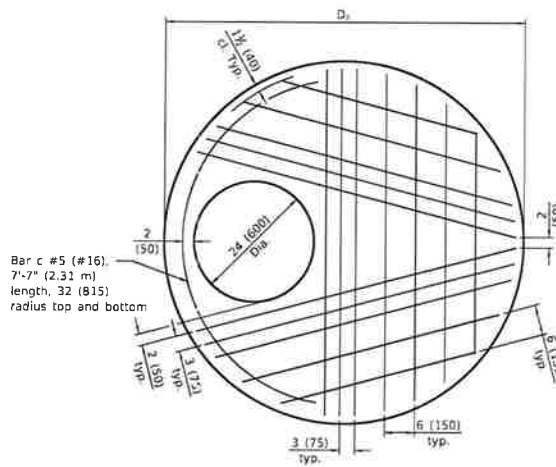
(Sheet 1 of 2)

STANDARD 602701-02



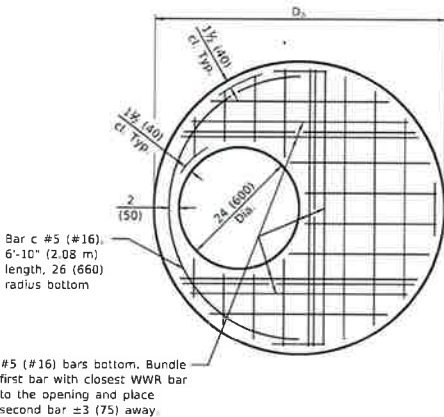
Bar c #5 (#16),
6'-10" (2.08 m)
length, 26 (660)
radius bottom

PLAN - FLAT SLAB TOP FOR D = 4'-0" (1.22 m)
(Showing layout of reinforcement bars and c bars)



Bar c #5 (#16),
7'-7" (2.31 m)
length, 32 (815)
radius top and bottom

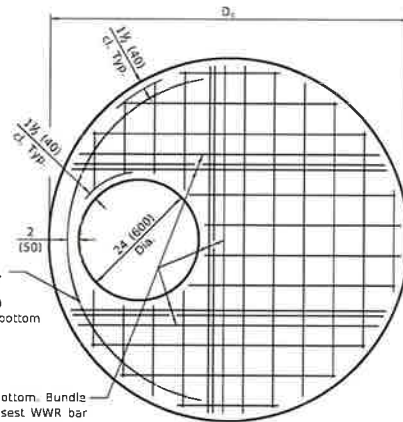
PLAN - FLAT SLAB TOP FOR D = 5'-0" (1.52 m)
(Showing layout of bottom reinforcement bars and c bars)



Bar c #5 (#16),
6'-10" (2.08 m)
length, 26 (660)
radius bottom

#5 (#16) bars bottom. Bundle first bar with closest WWR bar to the opening and place second bar ± 3 (75) away.

PLAN - FLAT SLAB TOP FOR D = 4'-0" (1.22 m)
(Showing layout of welded wire reinforcement and c bars)



Bar c #5 (#16),
7'-7" (2.31 m)
length, 32 (815)
radius top and bottom

#4 (#13) bars bottom. Bundle first bar with closest WWR bar to the opening and place second bar ± 3 (75) away.

PLAN - FLAT SLAB TOP FOR D = 5'-0" (1.52 m)
(Showing layout of welded wire reinforcement and c bars)

FLAT SLAB TOP REINFORCEMENT FOR D = 36 (900)

Location	WWR (each direction)		Rebar		
	A _s (min.)	Spacing (max.)	A _s (min.)	Spacing (max.)	Bar Size
Bottom Mat	• 0.60 sq. in./ft. (1270 sq. mm/m)	6 (150)	See plan view for rebar orientation and spacing and this table for bar size		#4 (#13)

FLAT SLAB TOP REINFORCEMENT FOR D = 4'-0" (1.22 m)

Location	WWR (each direction)		Rebar		
	A _s (min.)	Spacing (max.)	A _s (min.)	Spacing (max.)	Bar Size
Bottom Mat	• 0.62 sq. in./ft. (1312 sq. mm/m)	6 (150)	See plan view for rebar orientation and spacing and this table for bar size		#5 (#16)

FLAT SLAB TOP REINFORCEMENT FOR D = 5'-0" (1.52 m)

Location	WWR (each direction)		Rebar (each direction except as noted)		
	A _s (min.)	Spacing (max.)	A _s (min.)	Spacing (max.)	Bar Size
Top Mat	0.11 sq. in./ft. (233 sq. mm/m)	18 (450)	0.11 sq. in./ft. (233 sq. mm/m)	18 (450)	#3 or #4 (#10) (#13)
Bottom Mat	• 0.40 sq. in./ft. (847 sq. mm/m)	6 (150)	See plan view for rebar orientation and spacing and this table for bar size		#4 (#13)

• Only one layer of WWR permitted to avoid congestion.

Illinois Department of Transportation

PROJECT: *MDR* DIVISION: *2219*

ENGINEER OF PROJECT AND PROCEEDINGS: *[Signature]*

APPROVED: *[Signature]* DIVISION: *2019*

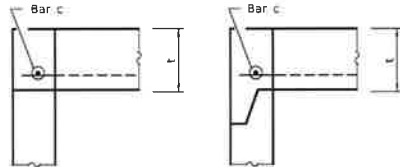
ENGINEER OF DESIGN AND ENVIRONMENT

DEPT. OFFICE

PRECAST REINFORCED CONCRETE FLAT SLAB TOP

Sheet 2 of 2)

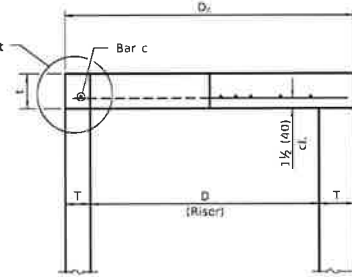
STANDARD 602601-06



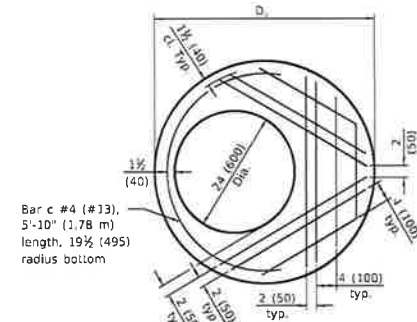
**FLAT SLAB TOP JOINT CONFIGURATIONS
FOR D = 36 (900) AND D = 4'-0" (1.22 m)**

(Shown at access hole)

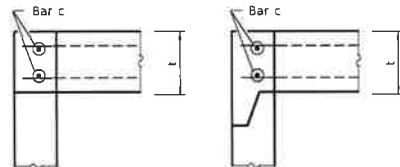
See Top Slab Joint Configurations for D=36 (900) and D=4'-0" (1.22 m)



**SECTION THRU FLAT SLAB TOP
FOR D = 36 (900) AND D = 4'-0" (1.22 m)**



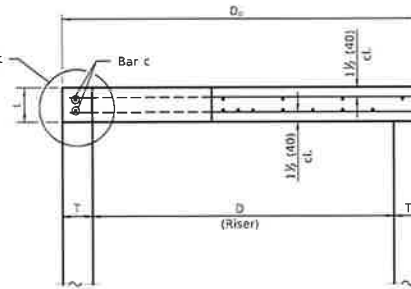
PLAN - FLAT SLAB TOP FOR D = 36 (900)
(Showing layout of reinforcement bars and c bars)



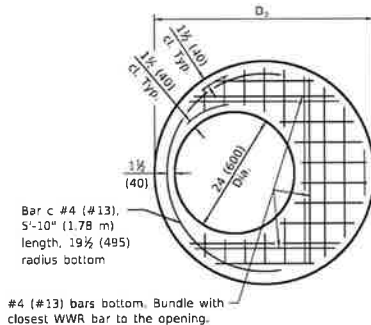
**FLAT SLAB TOP JOINT CONFIGURATIONS
D = 5'-0" (1.52 m)**

(Shown at access hole)

See Top Slab Joint Configurations for D=5'-0" (1.52 m)



**SECTION THRU FLAT SLAB TOP
FOR D = 5'-0" (1.52 m)**



PLAN - FLAT SLAB TOP FOR D = 36 (900)
(Showing layout of welded wire reinforcement and c bars)

TABLE

D	T	D _s (min.)	t
36 (900)			6 (150)
4'-0" (1.2 m)			6 (150)
5'-0" (1.5 m)			8 (200)
	See applicable Standards	D + 2T	

Illinois Department of Transportation

APPROVED: [Signature] 03/19
ENGINEER OF POLICY AND PROCEDURES

APPROVED: [Signature] 03/19
ENGINEER OF DESIGN AND ENVIRONMENT

4611 03/19

DATE	REVISIONS
1-1-19	Expanded / refined reinforcement options.
1-1-18	Revised for compliance with LRF.

GENERAL NOTES

The flat slab top may be used in lieu of the tapered tops shown on Standards 602001, 602016, or 602306 at the option of the Contractor or when field conditions prohibit the use of tapered tops.

Lifting holes shall be located in the sections as per the manufacturer's recommendations.

All dimensions are in inches (millimeters) unless otherwise shown.

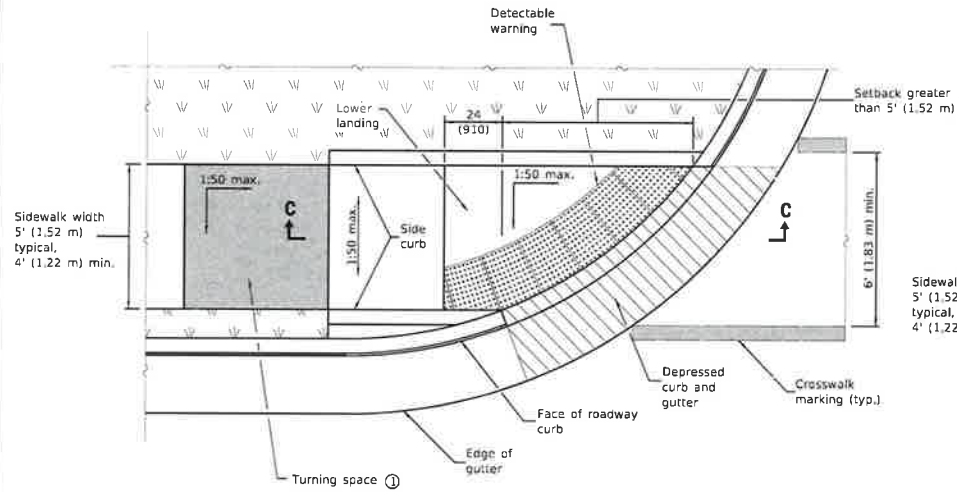
**PRECAST REINFORCED
CONCRETE FLAT SLAB TOP**

(Sheet 1 of 2)

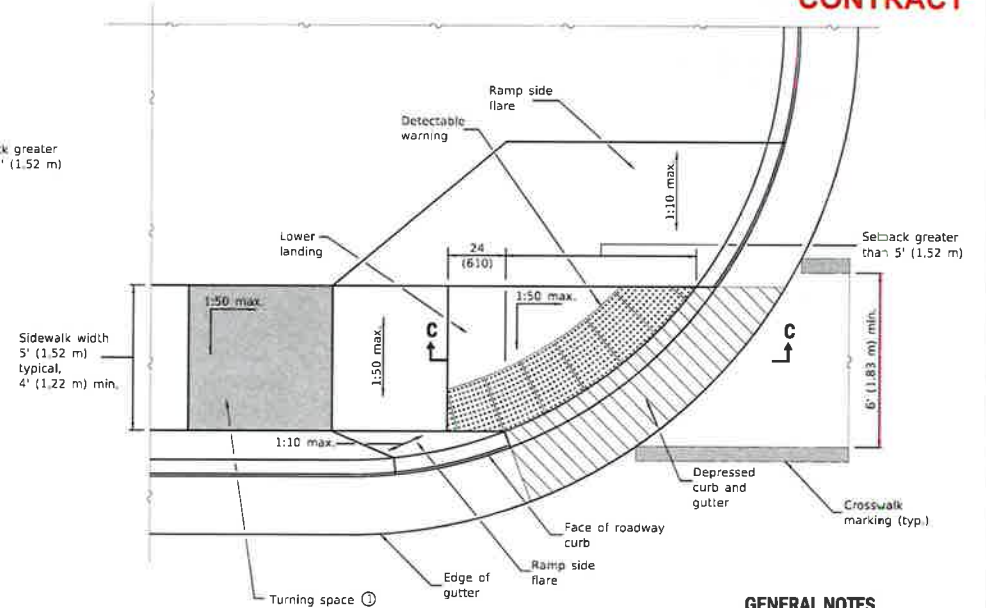
STANDARD 602601-06

OWNER COPY

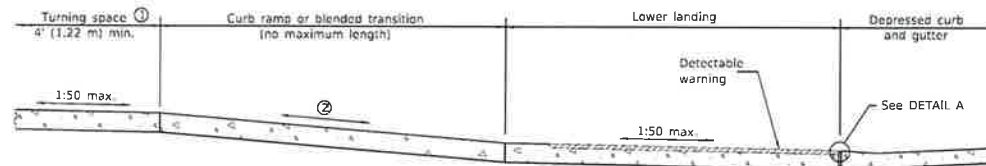
CONTRACT



**RAMP IN LANDSCAPED AREA
SETBACK > 5'**



**RAMP IN PAVED AREA
SETBACK > 5'**



SECTION C-C

- ① This turning space not required for blended transitions.
- ② The running slope of a curb ramp shall be 1:20 min. and 1:12 max. The running slope of a blended transition shall be 1:20 max.

GENERAL NOTES

All slope ratios are expressed as units of vertical displacement to units of horizontal displacement (V:H).

Where the turning space is constrained on a side opposite a ramp, the minimum length of the turning space in the direction of the ramp-run shall be 5' (1.52 m).

Where 1:50 maximum slope is shown, 1:64 is preferred.

Detectable warnings are shown in their ideal locations but the following placement tolerances are allowed.

Side Border - Detectable warnings should extend the full width of the walking surface (excluding flared sides) but a border along each side up to 2 in. (50 mm) in width is allowed.

Curb Set-Back - Detectable warnings located at the back of curb should closely align with the curb but a gap up to 6 in. (150 mm) behind the curb is allowed.

See Standard 6060D1 for details of depressed curb adjacent to curb ramp.

All dimensions are in inches (millimeters) unless otherwise shown.

**PERPENDICULAR CURB RAMPS
FOR SIDEWALKS**

(Sheet 2 of 2)

STANDARD 424001-11

Illinois Department of Transportation

ISSUED January 1, 2018

ENGINEER OF POLICY AND PROCEDURES

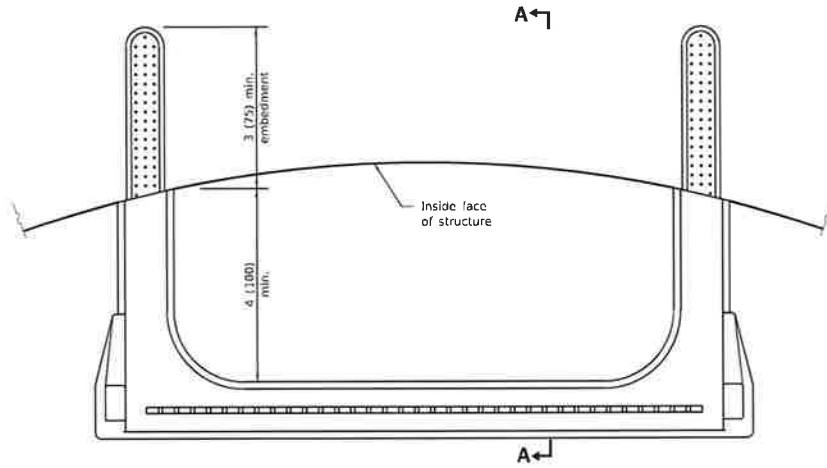
APPROVED January 1, 2018

ENGINEER OF DESIGN AND ENVIRONMENT

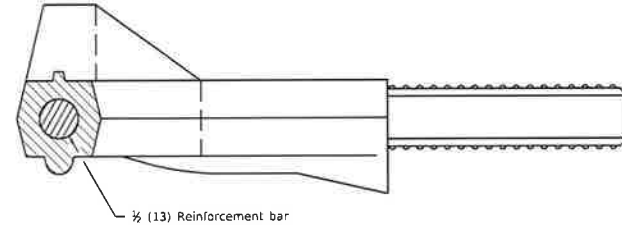
461-1 02/2018

OWNER COPY

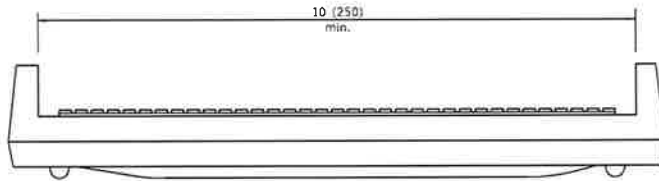
CONTRACT
PLASTIC STEPS



PLAN VIEW



SECTION A-A



ELEVATION VIEW

Illinois Department of Transportation

PASSED January 1, 2009
ENGINEER OF POLICY AND PROCEDURE

APPROVED January 1, 2009
ENGINEER OF DESIGN AND ENVIRONMENT

2011 01050

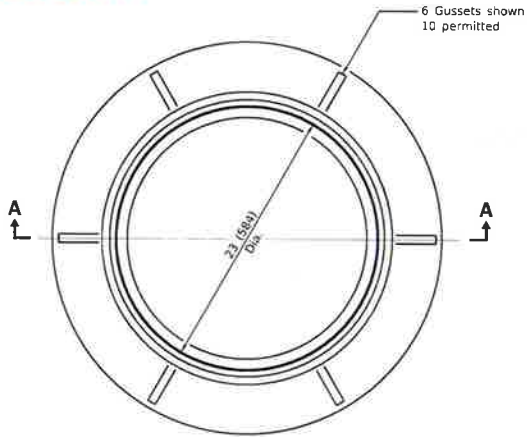
MANHOLE STEPS

(Sheet 2 of 2)

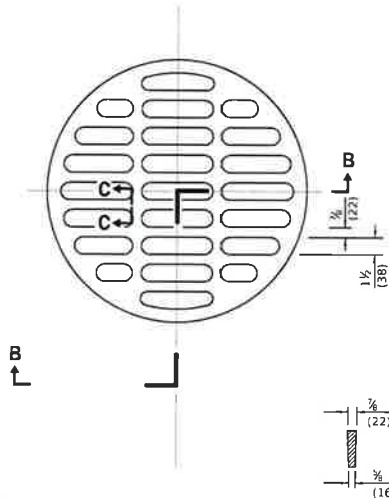
STANDARD 602701-02

OWNER COPY

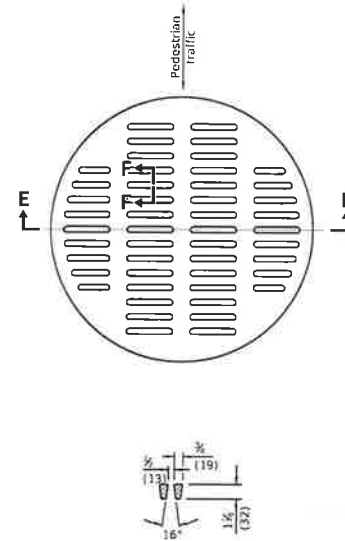
CONTRACT



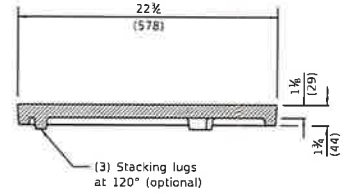
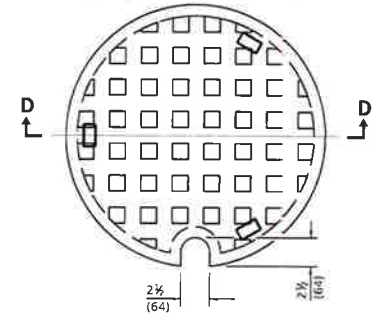
CAST FRAME



SECTION C-C

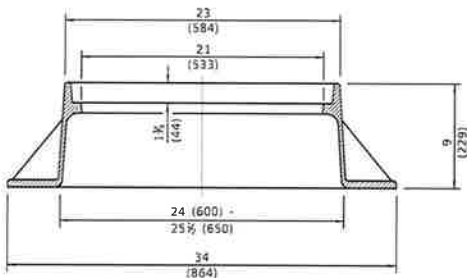


SECTION F-F

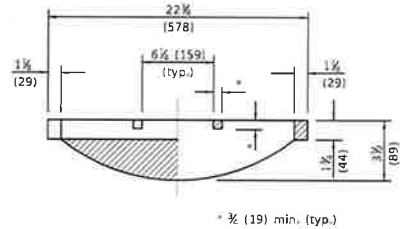


SECTION D-D

CAST CLOSED LID
Gray Iron Lid

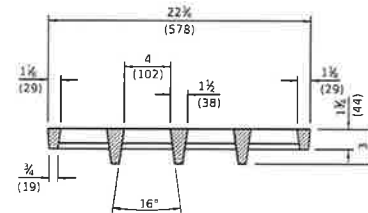


SECTION A-A
Gray Iron



SECTION B-B

CAST OPEN LID



SECTION E-E

**ADA COMPLIANT
CAST OPEN LID**

All dimensions are in inches (millimeters)
unless otherwise shown.

Illinois Department of Transportation

PASSID: January 1, 2020

ENGINEER OF POLICY AND PROCEDURES

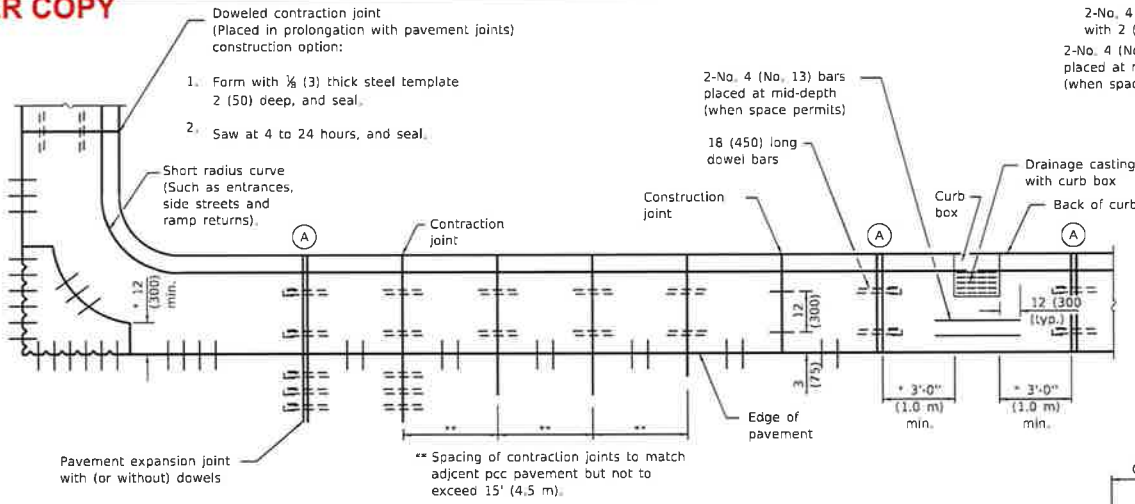
APPROVED: January 1, 2020

ENGINEER OF DESIGN AND ENVIRONMENT

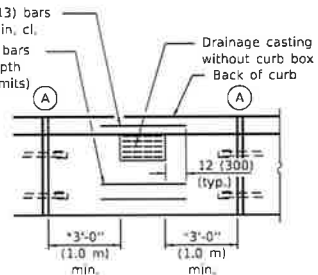
DATE	REVISIONS	FRAME AND LIDS TYPE 1
1-1-20	Revised dimension in Section B-B of cast open lid.	
1-1-15	Revised dimensioning of frame. Added ADA compliant open lid.	
1-1-09	Switched units to English (metric).	
		STANDARD 604001-05

OWNER COPY

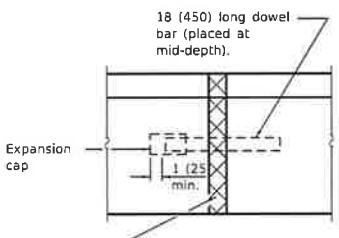
CONTRACT



**PLAN
ADJACENT TO PCC PAVEMENT OR PCC BASE COURSE**

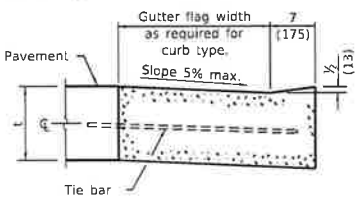


This dimension shall be adjusted to align with joint on the adjacent pavement

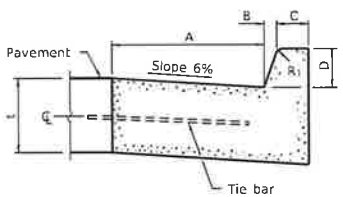


**DETAIL (A)
EXPANSION JOINT**

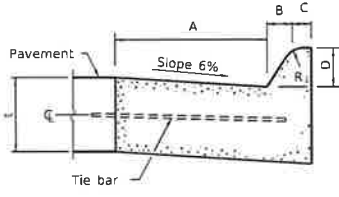
Full depth & width 1 (25) - thick (min.) performed expansion joint filler.



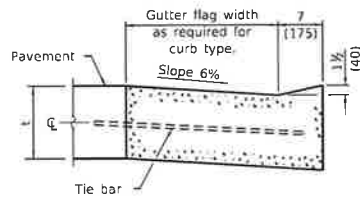
**DEPRESSED CURB ADJACENT
TO CURB RAMP ACCESSIBLE
TO THE DISABLED**



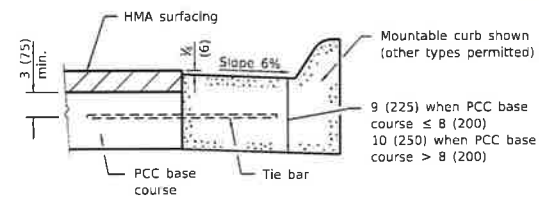
BARRIER CURB



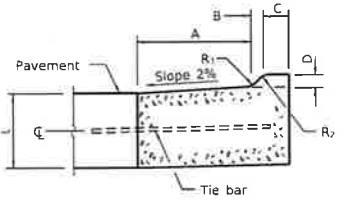
MOUNTABLE CURB



DEPRESSED CURB (TYPICAL)



**ADJACENT TO PCC BASE COURSE
WITH HMA SURFACING**



M-2.06 (M-5.15) and M-2.12 (M-5.30)

TABLE OF DIMENSIONS BARRIER CURB					
TYPE	A	B	C	D	R ₁
B-6.06*	6	1	6	6	1
(B-15.15)	(150)	(25)	(150)	(150)	(25)
B-6.12	12	1	6	6	1
(B-15.3)	(300)	(25)	(150)	(150)	(25)
B-6.18	18	1	6	6	1
(B-15.45)	(450)	(25)	(150)	(150)	(25)
B-6.24	24	1	6	6	1
(B-15.60)	(600)	(25)	(150)	(150)	(25)
B-9.12	12	2	5	9	1
(B-22.30)	(300)	(50)	(125)	(225)	(25)
B-9.18	18	2	5	9	1
(B-22.45)	(450)	(50)	(125)	(225)	(25)
B-9.24	24	2	5	9	1
(B-22.60)	(600)	(50)	(125)	(225)	(25)

* For corner islands only.

TABLE OF DIMENSIONS MOUNTABLE CURB							
TYPE	A	B	C	D	R ₁	R ₂	
M-2.06	6	2	4	2	3	2	
(M-5.15)	(150)	(50)	(100)	(50)	(75)	(50)	
M-2.12	12	2	4	2	3	2	
(M-5.30)	(300)	(50)	(100)	(50)	(75)	(50)	
M-4.06	6	4	3	4	3	NA	
(M-10.15)	(150)	(100)	(75)	(100)	(75)	NA	
M-4.12	12	4	3	4	3	NA	
(M-10.30)	(300)	(100)	(75)	(100)	(75)	NA	
M-4.18	18	4	3	4	3	NA	
(M-10.45)	(450)	(100)	(75)	(100)	(75)	NA	
M-4.24	24	4	3	4	3	NA	
(M-10.60)	(600)	(100)	(75)	(100)	(75)	NA	
M-6.06	6	6	2	6	2	NA	
(M-15.15)	(150)	(150)	(50)	(150)	(50)	NA	
M-6.12	12	6	2	6	2	NA	
(M-15.30)	(300)	(150)	(50)	(150)	(50)	NA	
M-6.18	18	6	2	6	2	NA	
(M-15.45)	(450)	(150)	(50)	(150)	(50)	NA	
M-6.24	24	6	2	6	2	NA	
(M-15.60)	(600)	(150)	(50)	(150)	(50)	NA	

Illinois Department of Transportation

PASSED January 1, 2022

DESIGNED BY *Michael Brand*

ENGINEERED BY *Michael Brand*

APPROVED January 1, 2022

ENGINEER OF DESIGN AND ENVIRONMENT

DATE	REVISIONS
1-1-22	Revised contraction joint spacing adjacent to pcc pavement.
1-1-18	Revised General Note for tie bar spacing to 36 (900) cts.

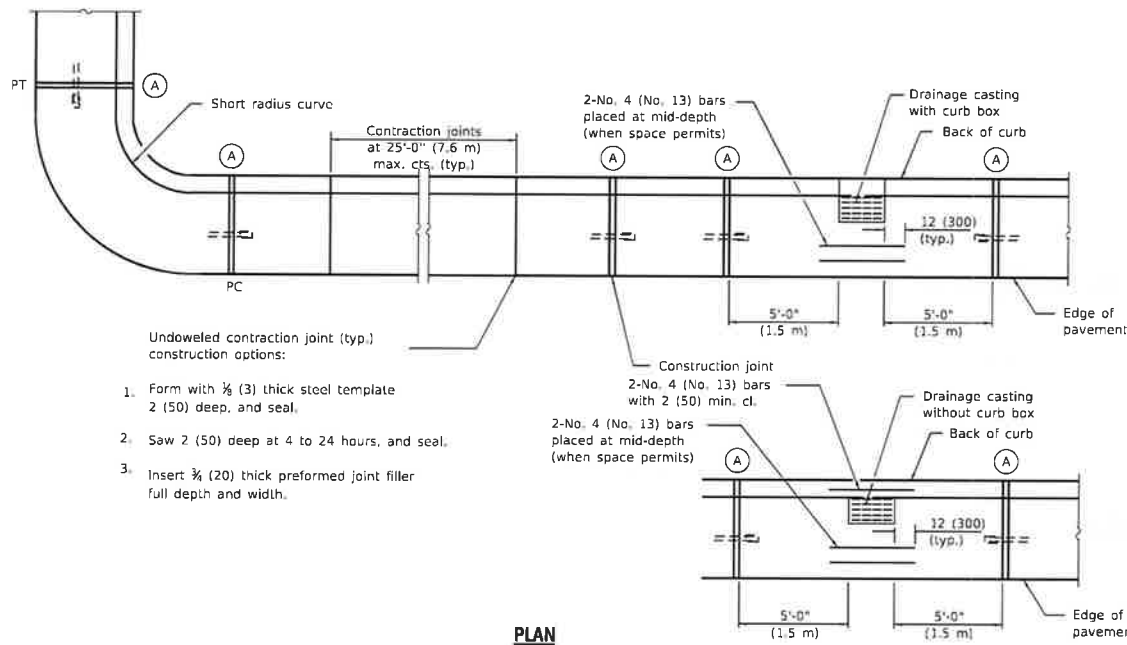
**CONCRETE CURB TYPE B
AND COMBINATION
CONCRETE CURB AND GUTTER**

(Sheet 1 of 2)

STANDARD 606001-08

OWNER COPY

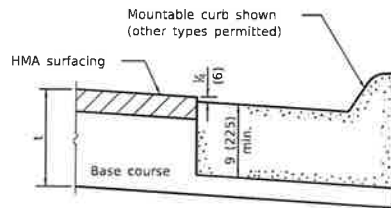
CONTRACT



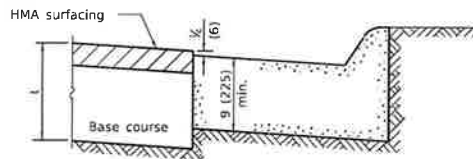
Undoweled contraction joint (typ.) construction options:

1. Form with 3/8 (3) thick steel template 2 (50) deep, and seal.
2. Saw 2 (50) deep at 4 to 24 hours, and seal.
3. Insert 3/8 (20) thick preformed joint filler full depth and width.

PLAN

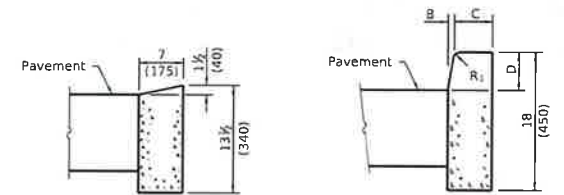


ON DISTURBED SUBGRADE



ON UNDISTURBED SUBGRADE

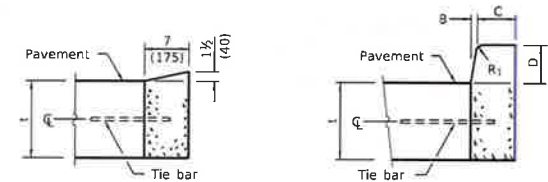
ADJACENT TO FLEXIBLE PAVEMENT



DEPRESSED CURB

BARRIER CURB

ADJACENT TO FLEXIBLE PAVEMENT



DEPRESSED CURB

BARRIER CURB

ADJACENT TO PCC PAVEMENT OR PCC BASE COURSE

CONCRETE CURB TYPE B

**CONCRETE CURB TYPE B
AND COMBINATION
CONCRETE CURB AND GUTTER**

(Sheet 2 of 2)

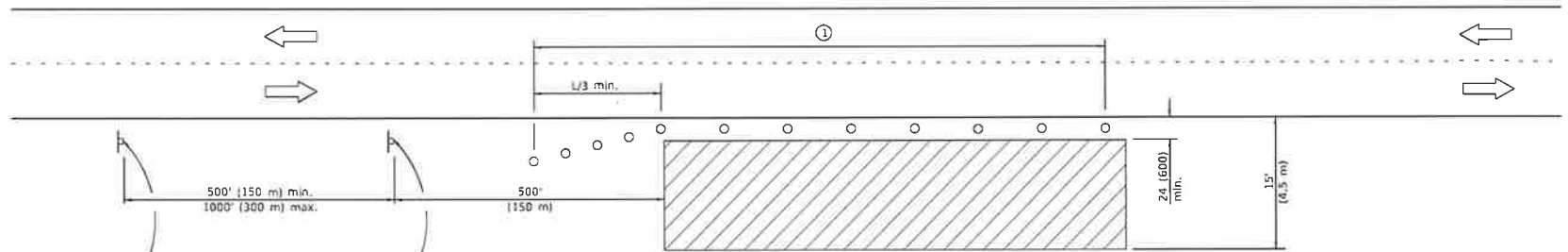
STANDARD 606001-08


Illinois Department of Transportation

PASSED January 1, 2017
Michael Bond
 ENGINEER OF PUBLIC AND PROFESSIONAL AFFAIRS


APPROVED January 1, 2017
J. J. [Signature]
 ENGINEER OF DESIGN AND ENVIRONMENT

6061-1 (03/06)



For contract construction projects

 W20-1103(0)-4B





 W21-1(0)-4B

For maintenance and utility projects

 W20-1(0)-4B

TYPICAL APPLICATIONS

- Utility operations
- Culvert extensions
- Side slope changes
- Guardrail installation and maintenance
- Delineator installation
- Landscaping operations
- Shoulder repair
- Sign installation and maintenance

SYMBOLS

-  Work area
-  Sign
-  Cone, drum or barricade

① When the work operation exceeds one hour, cones, drums or barricades shall be placed at 25' (8 m) centers for L/3 distance, and at 50' (15 m) centers through the remainder of the work area.

GENERAL NOTES

This Standard is used where any vehicles, equipment, workers or their activities will encroach in the area 15' (4.5 m) to 24' (600) from the edge of pavement.

Calculate L as follows:

SPEED LIMIT	FORMULAS	
	English	(Metric)
40 mph (70 km/h) or less:	$L = \frac{WS^2}{60}$	$L = \frac{WS^2}{150}$
45 mph (80 km/h) or greater:	$L = (W)(S)$	$L = 0.65(W)(S)$

W = Width of offset in feet (meters).

S = Normal posted speed mph (km/h).

All dimensions are in inches (millimeters) unless otherwise shown.

DATE	REVISIONS
1-1-14	Revised workers sign number to agree with current MUTCD.
1-1-13	Omitted text 'WORKERS' sign.

OFF-RD OPERATIONS, 2L, 2W, 15' (4.5 m) TO 24" (600 mm) FROM PAVEMENT EDGE

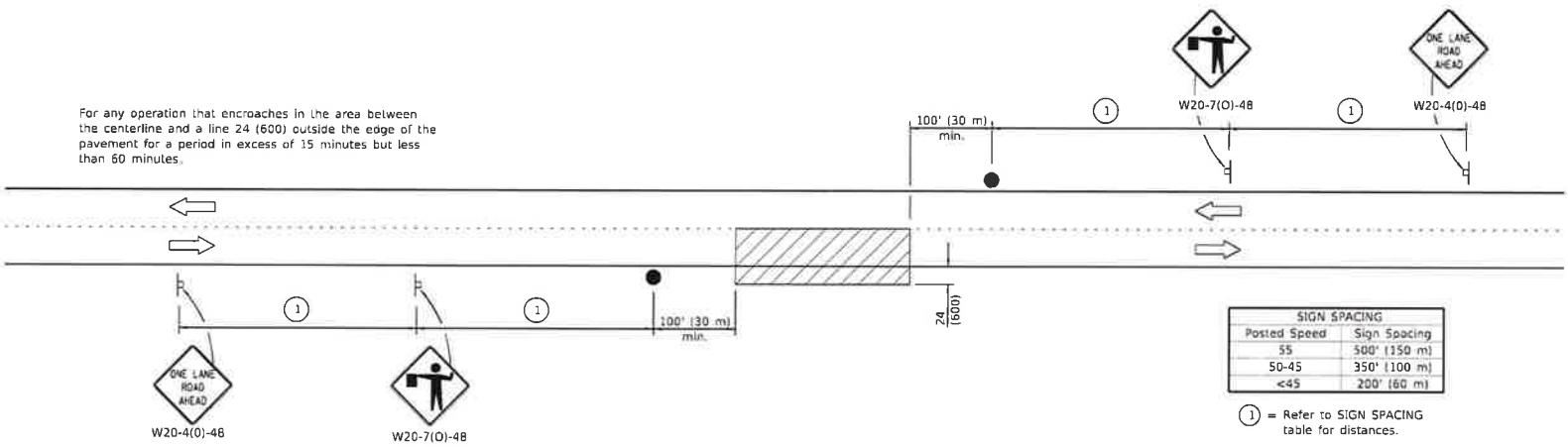
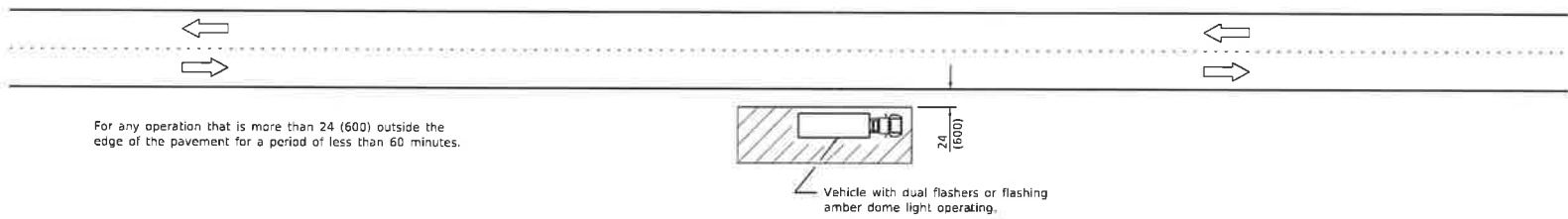
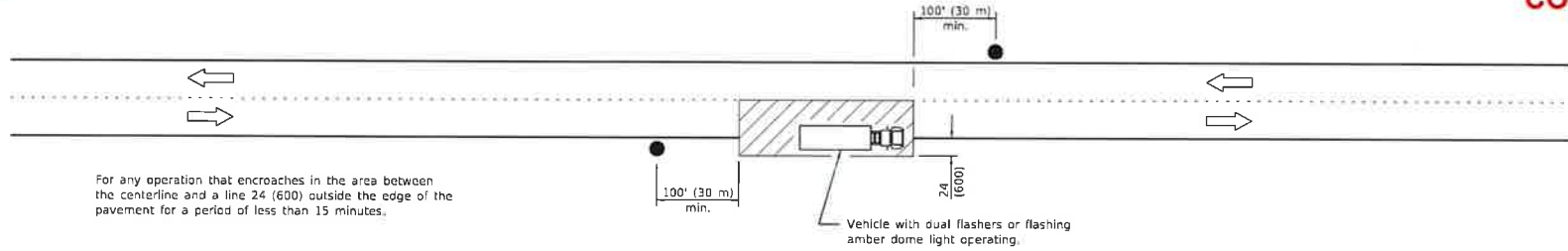
STANDARD 701006-05

Illinois Department of Transportation

PASSED BY: *[Signature]* 2014
 ENGINEER OF SAFETY ENGINEERING

APPROVED BY: *[Signature]* 2014
 ENGINEER OF DESIGN AND ENVIRONMENT

6071 E. 0709K



TYPICAL APPLICATIONS

- Marking patches
- Field survey
- String line
- Utility operations
- Cleaning up debris on pavement

SYMBOLS

- Work area
- Sign on portable or permanent support
- Flagger with traffic control sign

All dimensions are in inches (millimeters) unless otherwise shown.

Illinois Department of Transportation

PASSED: [Signature] 2011

ENGINEER OF SAFETY ENGINEERING

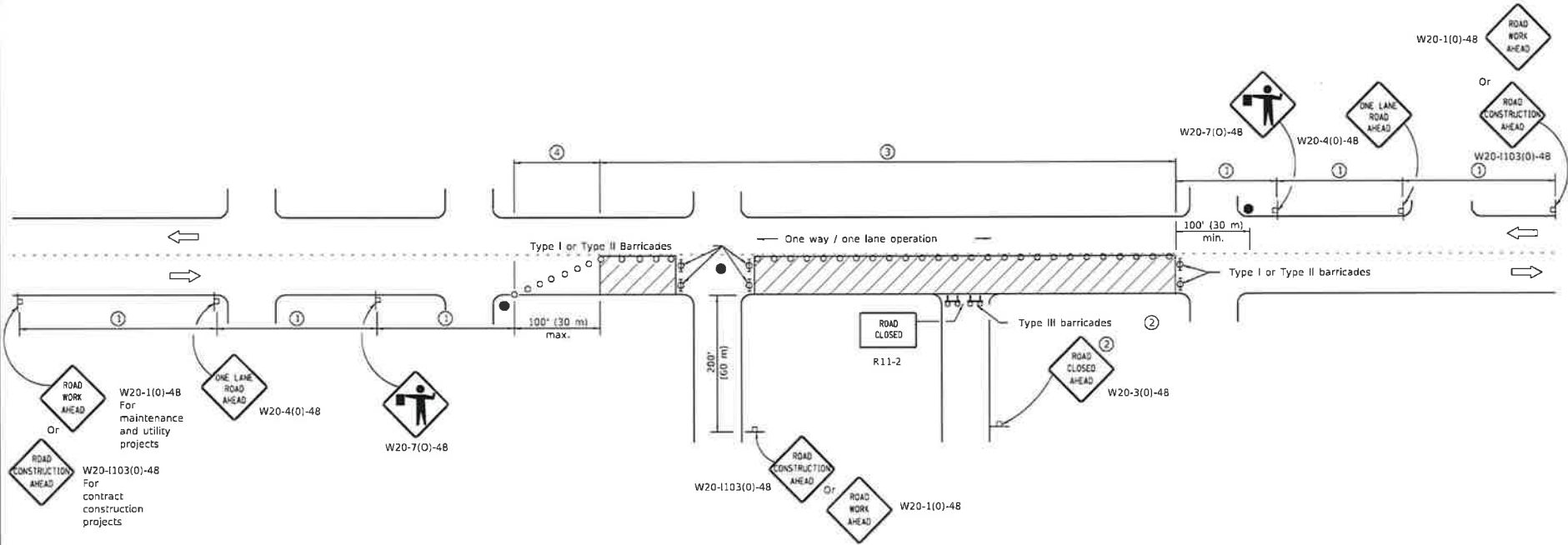
APPROVED: [Signature] 2011

ENGINEER OF DESIGN AND ENVIRONMENT

DATE	REVISIONS
1-1-11	Revised flagger sign.
1-1-09	Switched units to English (metric).

LANE CLOSURE, 2L, 2W, SHORT TIME OPERATIONS

STANDARD 701301-04



SIGN SPACING	
Posted Speed	Sign Spacing
55	500' (150 m)
50-45	350' (100 m)
<45	200' (60 m)

SYMBOLS

- Work area
- Cone, drum or barricade (not required for moving operations)
- Sign on portable or permanent support
- Flagger with traffic control sign
- Barricade or drum with flashing lights
- Type III barricade with flashing lights

- ① Refer to SIGN SPACING TABLE for distances.
- ② For approved sideroad closures.
- ③ Cones at 25' (8 m) centers for 250' (75 m). Additional cones may be placed at 50' (15 m) centers. When drums or Type I or Type II barricades are used, the interval between devices may be doubled.
- ④ Cones, drums or barricades at 20' (6 m) centers.

GENERAL NOTES

This Standard is used where at any time, day or night, any vehicle, equipment, workers or their activities encroach on the pavement requiring the closure of one traffic lane in an urban area.

All dimensions are in inches (millimeters) unless otherwise shown.

Illinois Department of Transportation

PASSED January 1, 2011

ENGINEER OF SAFETY ENGINEERING

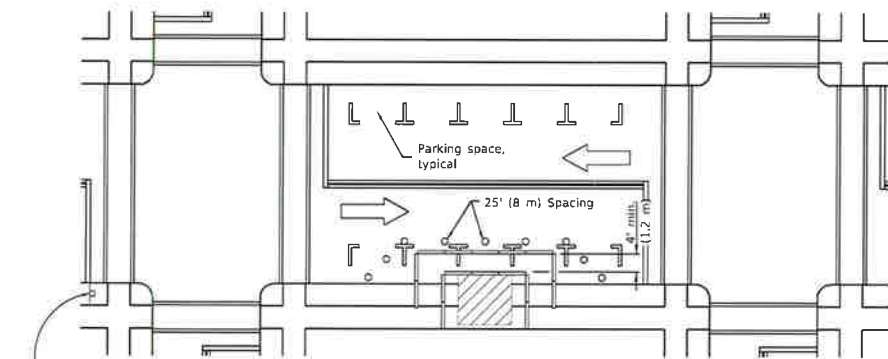
APPROVED January 3, 2011

ENGINEER OF DESIGN AND ENVIRONMENT

DATE	REVISIONS
1-1-11	Revised flagger sign.
1-1-09	Switched units to English (metric).
	Corrected sign No.'s.

**URBAN LANE CLOSURE,
2L, 2W, UNDIVIDED**

STANDARD 701501-06



① Omit whenever duplicated by road work traffic control.



W20-1103(0)-48 for contract construction projects

Or



W20-1(0)-48 for maintenance and utility projects

SIDEWALK DIVERSION

GENERAL NOTES

This Standard is used where, at any time, pedestrian traffic must be rerouted due to work being performed.

This Standard must be used in conjunction with other Traffic Control & Protection Standards when roadway traffic is affected.

Temporary facilities shall be detectable and accessible.

The temporary pedestrian facilities shall be provided on the same side of the closed facilities whenever possible.

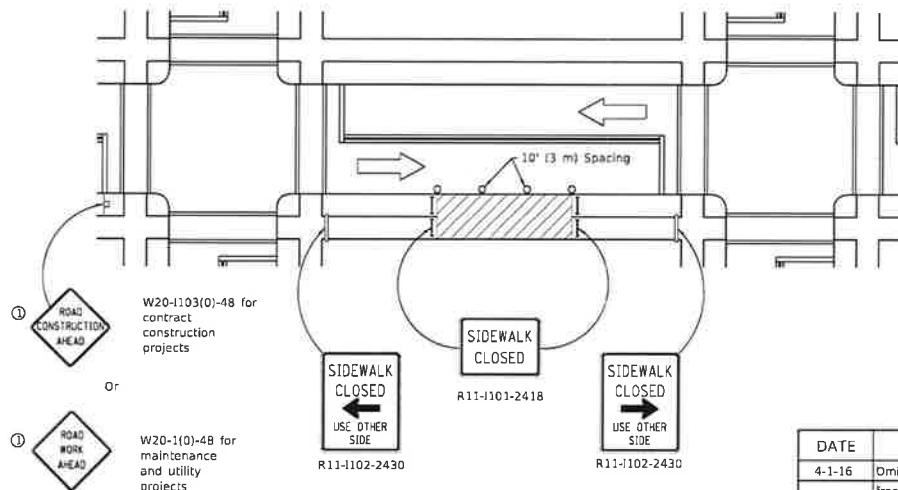
The SIDEWALK CLOSED / USE OTHER SIDE sign shall be placed at the nearest crosswalk or intersection to each end of the closure. Where the closure occurs at a corner, the signs shall be erected on the corners across the street from the closure. The SIDEWALK CLOSED signs shall be used at the ends of the actual closures.

Type III barricades and R11-2-4830 signs shall be positioned as shown in "ROAD CLOSED TO ALL TRAFFIC" detail on Standard 701901.

All dimensions are in inches (millimeters) unless otherwise shown.

SYMBOLS

- Work area
- Sign on portable or permanent support
- Barricade or drum
- Cone, drum or barricade
- Type III barricade
- Detectable pedestrian channelizing barricade



SIDEWALK CLOSURE

DATE	REVISIONS
4-1-16	Omitted orange safety fence from standard as this is covered in the std. spec.
1-1-12	Added SIDEWALK DIVERSION. Modified appearance of plan views. Renamed Std.

SIDEWALK, CORNER OR CROSSWALK CLOSURE

(Sheet 1 of 2)

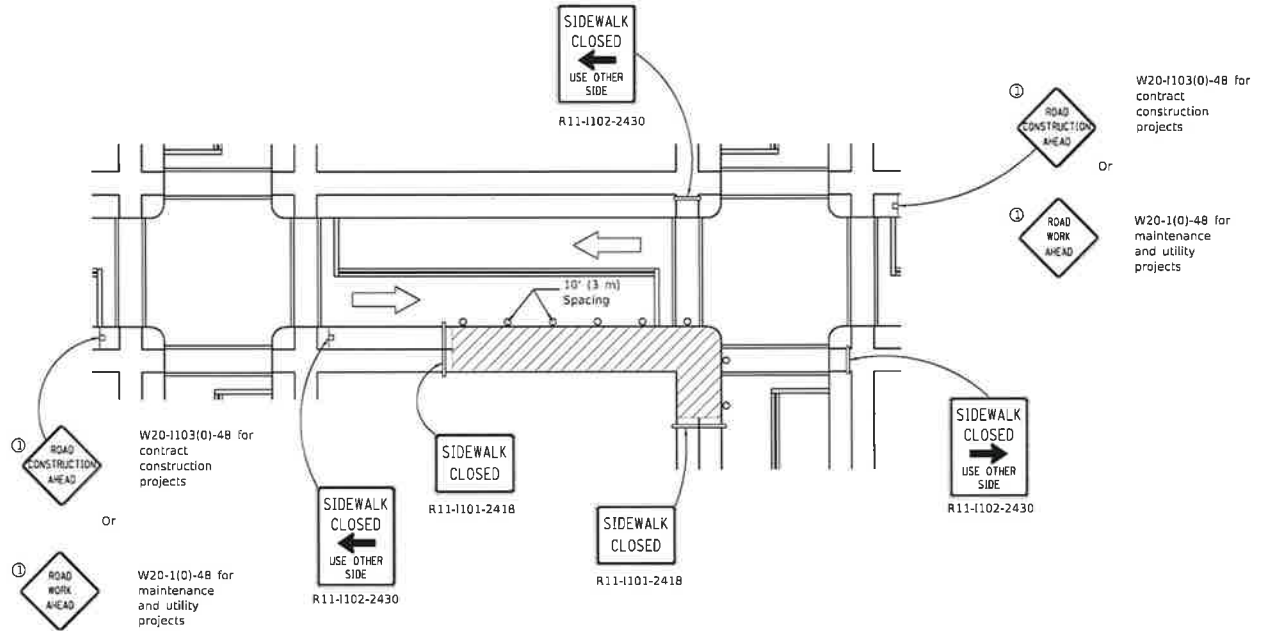
STANDARD 701801-06

Illinois Department of Transportation

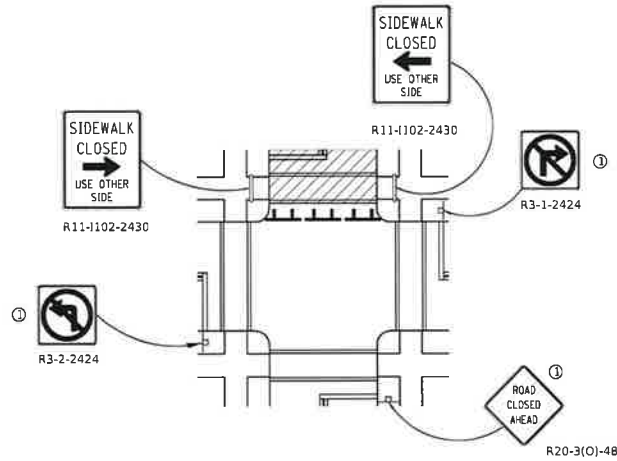
PASSED: APR 1, 2016
 ENGINEER OF SAFETY ENGINEERING

APPROVED: APR 1, 2016
 ENGINEER OF DESIGN AND ENVIRONMENT

ISSUED: 11-1-16



CORNER CLOSURE



CROSSWALK CLOSURE

Illinois Department of Transportation

ISSUED 1-1-97

DESIGNED: ASCE 1, 2016

ENGINEER OF SAFETY ENGINEERING: *[Signature]*


APPROVED: ASCE 1, 2016

ENGINEER OF DESIGN AND ENVIRONMENT: *[Signature]*

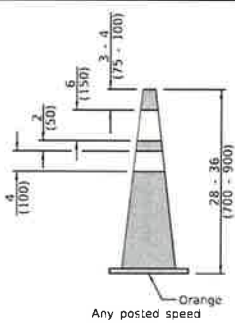
SIDEWALK, CORNER OR CROSSWALK CLOSURE

(Sheet 2 of 2)

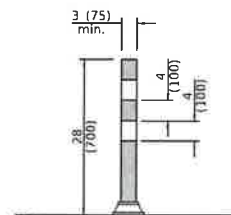
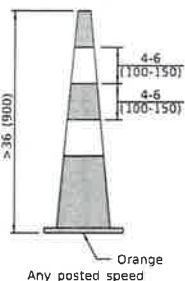
STANDARD 701801-06



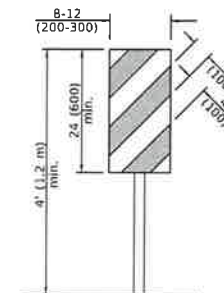
DAYTIME USE



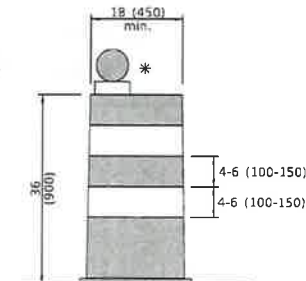
DAY OR NIGHTTIME USE



TUBULAR MARKER

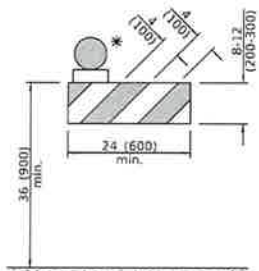


**VERTICAL PANEL
POST MOUNTED**

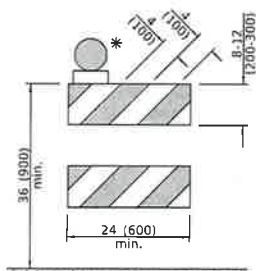


DRUM

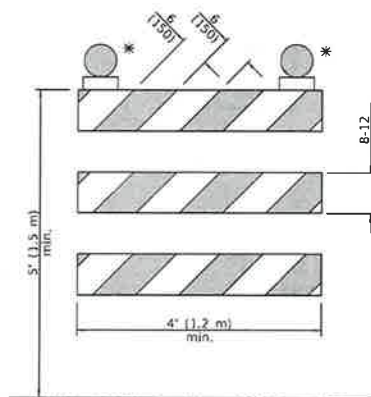
CONES



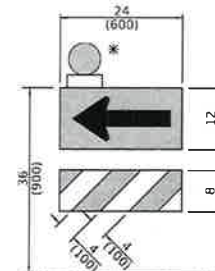
TYPE I BARRICADE



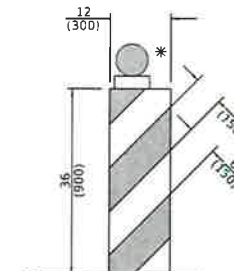
TYPE II BARRICADE



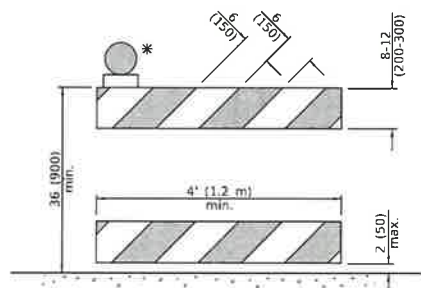
TYPE III BARRICADE



**DIRECTION INDICATOR
BARRICADE**



VERTICAL BARRICADE



**DETECTABLE PEDESTRIAN
CHANNELIZING BARRICADE**

* Warning lights (If required)

GENERAL NOTES

All heights shown shall be measured above the pavement surface.

All dimensions are in inches (millimeters) unless otherwise shown.

Illinois Department of Transportation

APPROVED: [Signature] January 1, 2019

ENGINEER OF SAFETY PROG AND ENGINEERING

APPROVED: [Signature] January 1, 2019

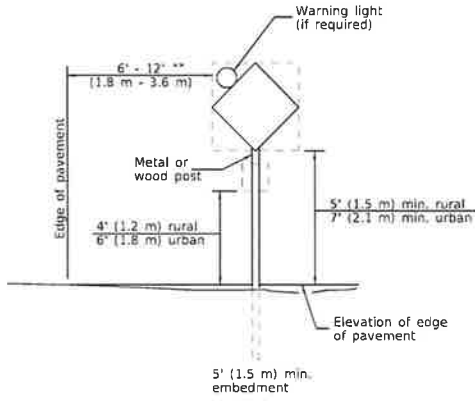
ENGINEER OF DESIGN AND ENVIRONMENT

DATE	REVISIONS
1-1-19	Revised cone usage and added cones >36" (900 m) height.
1-1-18	Revised END WORK ZONE SPEED LIMIT sign from orange to white background.

TRAFFIC CONTROL DEVICES

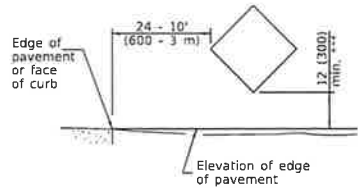
(Sheet 1 of 3)

STANDARD 701901-08



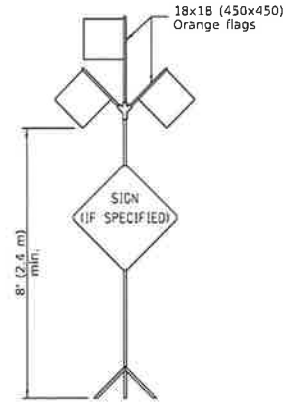
POST MOUNTED SIGNS

↖ When curb or paved shoulder are present this dimension shall be 24 (600) to the face of curb or 6' (1.8 m) to the outside edge of the paved shoulder.



SIGNS ON TEMPORARY SUPPORTS

↖↖ When work operations exceed four days, this dimension shall be 5' (1.5 m) min. If located behind other devices, the height shall be sufficient to be seen completely above the devices.



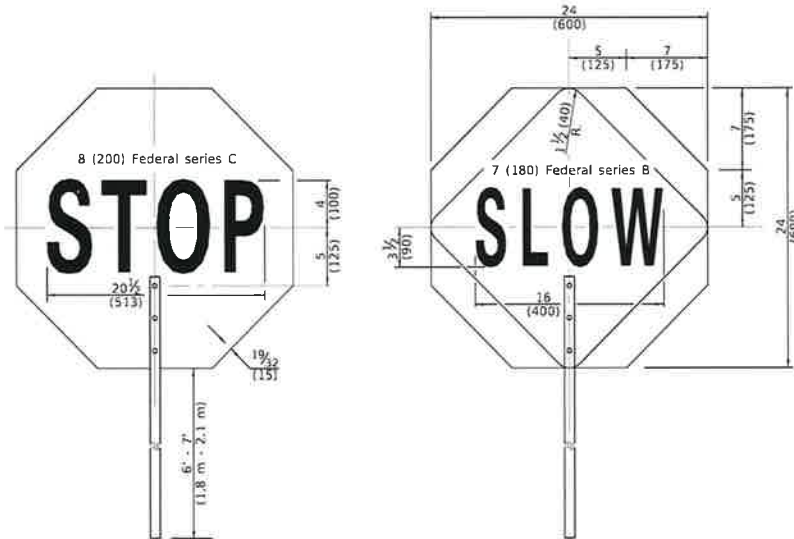
HIGH LEVEL WARNING DEVICE



W12-1103-4848

WIDTH RESTRICTION SIGN

XX'-XX" width and X miles are variable.



FRONT SIDE

REVERSE SIDE

FLAGGER TRAFFIC CONTROL SIGN

ROAD CONSTRUCTION NEXT X MILES	END CONSTRUCTION
G20-1104(0)-6036	G20-1105(0)-6024

This signing is required for all projects 2 miles (3200 m) or more in length.

ROAD CONSTRUCTION NEXT X MILES sign shall be placed 500' (150 m) in advance of project limits.

END CONSTRUCTION sign shall be erected at the end of the job unless another job is within 2 miles (3200 m).

Dual sign displays shall be utilized on multi-lane highways.

WORK LIMIT SIGNING

WORK ZONE	W21-1115(0)-3618
SPEED LIMIT	R2-1-3648
XX	
PHOTO ENFORCED	R10-1108p-3618 ****
\$XXX FINE MINIMUM	R2-1106p-3618

Sign assembly as shown on Standards or as allowed by District Operations.

END WORK ZONE SPEED LIMIT	G20-1103-6036
---------------------------------	---------------

This sign shall be used when the above sign assembly is used.

**HIGHWAY CONSTRUCTION
SPEED ZONE SIGNS**

**** R10-1108p shall only be used along roadways under the jurisdiction of the State.

**TRAFFIC CONTROL
DEVICES**

(Sheet 2 of 3)

STANDARD 701901-08

Illinois Department of Transportation

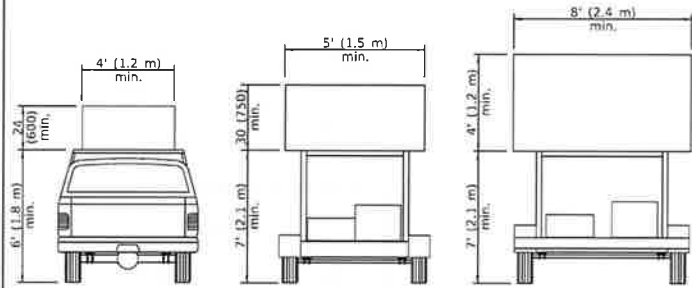
APPROVED: [Signature] January 1, 2019
ENGINEER OF SAFETY PROG. AND ENGINEERING

APPROVED: [Signature] January 1, 2019
ENGINEER OF DESIGN AND ENVIRONMENT

811-E-0306X

OWNER COPY

CONTRACT

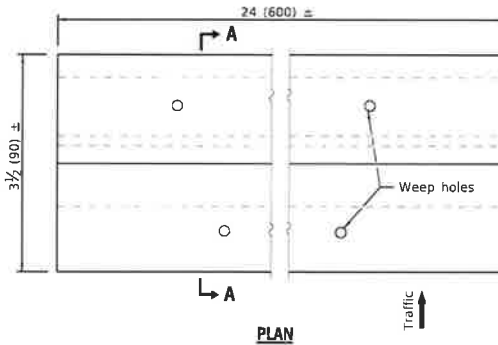


TYPE A ROOF MOUNTED

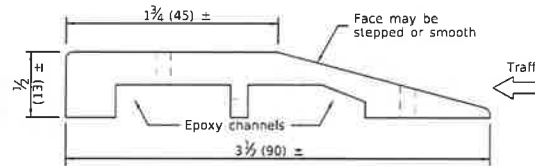
TYPE B ROOF OR TRAILER MOUNTED

TYPE C TRAILER MOUNTED

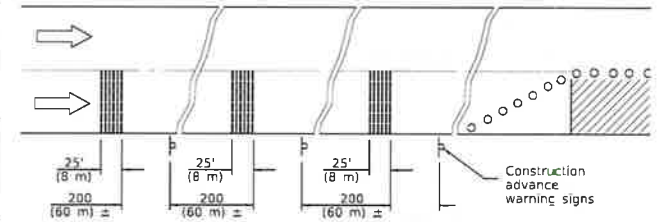
ARROW BOARDS



PLAN

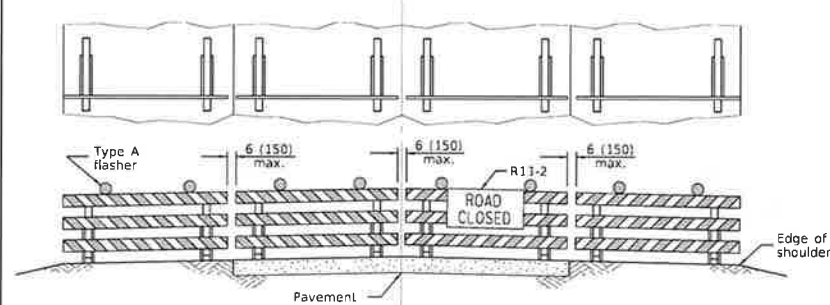


SECTION A-A



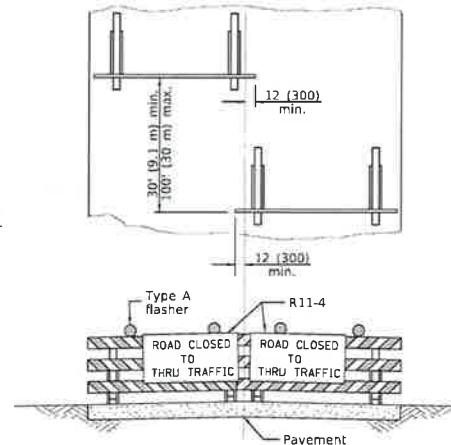
TYPICAL INSTALLATION

TEMPORARY RUMBLE STRIPS



ROAD CLOSED TO ALL TRAFFIC

ReflectORIZED striping may be omitted on the back side of the barricades. If a Type III barricade with an attached sign panel which meets NCHRP 350 is not available, the sign may be mounted on an NCHRP 350 temporary sign support directly in front of the barricade.



ROAD CLOSED TO THRU TRAFFIC

ReflectORIZED striping shall appear on both sides of the barricades. If a Type III barricade with an attached sign panel which meets NCHRP 350 is not available, the signs may be mounted on NCHRP 350 temporary sign supports directly in front of the barricade.

TYPICAL APPLICATIONS OF TYPE III BARRICADES CLOSING A ROAD

Illinois Department of Transportation

APPROVED: [Signature] 2019

ENGINEER OF SAFETY PROG. AND ENGINEERING

APPROVED: [Signature] 2019

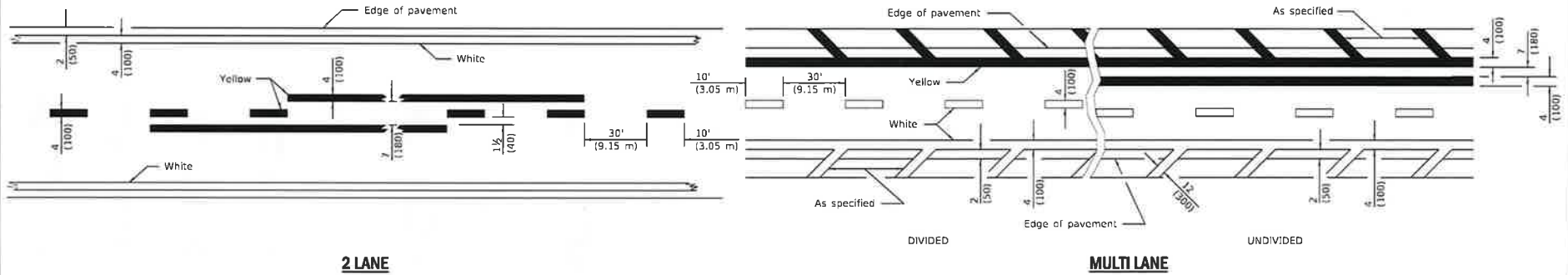
ENGINEER OF DESIGN AND ENVIRONMENT

SCALE: 3/8" = 1'-0"

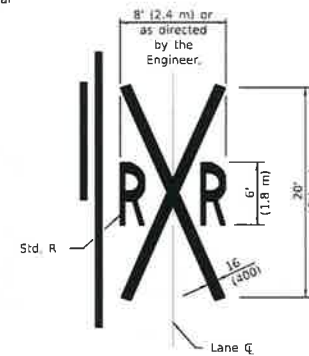
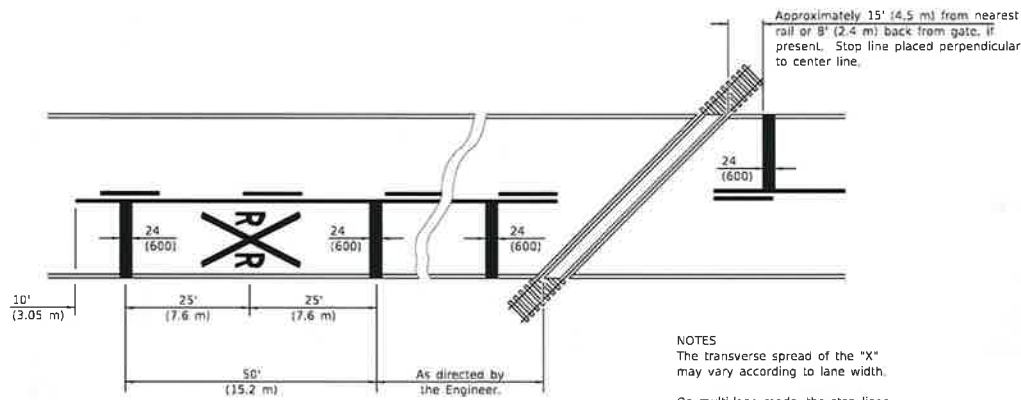
TRAFFIC CONTROL DEVICES

(Sheet 3 of 3)

STANDARD 701901-08



LANE AND EDGE LINES



NOTES
The transverse spread of the "X" may vary according to lane width.

On multi-lane roads, the stop lines shall extend across all approach lanes and separate **RR** symbols shall be placed adjacent to each other in each lane.

When the pavement marking symbol is used, a portion of the symbol should be located directly adjacent to the Advance Warning Sign (W10-1) as placed by Table 2C-4, Condition B of the MUTCD.

All dimensions are in inches (millimeters) unless otherwise shown.

PAVEMENT MARKINGS AT RAILROAD-HIGHWAY GRADE CROSSING

DATE	REVISIONS	TYPICAL PAVEMENT MARKINGS (Sheet 1 of 3)
1-1-15	Added symbols. Revised bike symbol. Revised note for stop line at RR crossing.	
1-1-14	Added bike symbol. Renamed "LANE DROP ARROW" detail to "LANE-REDUCTION ARROW".	

Illinois Department of Transportation

ISSUED 1-1-97

APPROVED: [Signature] 09/09/15 2015



ENGINEER OF OPERATIONS

APPROVED: [Signature] 09/09/15 2015

ENGINEER OF DESIGN AND ENVIRONMENT

OWNER COPY

CONTRACT



Legend Height	Arrow Size	α
6' (1.8 m)	Small	2.9 (74)
8' (2.4 m)	Large	3.8 (96)

The space between adjacent letters or numerals should be approximately 3 (75) for 6' (1.8 m) legend and 4 (100) for 8' (2.4 m) legend.

LETTER AND ARROW GRID SCALE

Illinois Department of Transportation

ISSUED January 2, 2015

DESIGNED BY [Signature] 2015

ENGINEER OF OPERATIONS

APPROVED BY [Signature] 2015

ENGINEER OF DESIGN AND ENVIRONMENT

ISSUE 1.017

TYPICAL PAVEMENT MARKINGS

(Sheet 2 of 3)

STANDARD 780001-05

FEDERAL REQUIREMENTS



THIS BOOKLET IS BEING PROVIDED AS PART OF THE BID MANUAL FOR THIS PROJECT BECAUSE FEDERAL LABOR STANDARDS AND PREVAILING WAGE RATES WILL APPLY TO THIS PROJECT.

THIS BOOKLET CONTAINS:

- Required Contract Provisions for HUD Funded Capital projects in DuPage County, IllinoisPage 1
 - Executive Order 11246Page 13
 - HUD Federal Labor Standards ProvisionsPage 21
- HUD required general contractor and sub-contractor formsPage 26
 Samples and instructions for required contractor forms to be filled out, signed, and turned in by all labor providers, including:
 - Ownership FormPage 27
 - Letter to the Office of Federal Contract Compliance LaborPage 28
 - Labor Relations AgreementPage 29
 - Apprentice Policy Recognition FormPage 31
 - Section 3 FormsPage 32
 - Certified Payroll and Statement of CompliancePage 44
- A copy of the latest Davis Bacon Federal Wage determination for wage rates in DuPage CountyPage 52

Supplied through the DuPage
Community Development Commission
421 N. County Farm Road
Wheaton, IL 60187

**MICHIGAN AVENUE AND VERMONT STREET
IMPROVEMENTS
VILLAGE OF VILLA PARK**

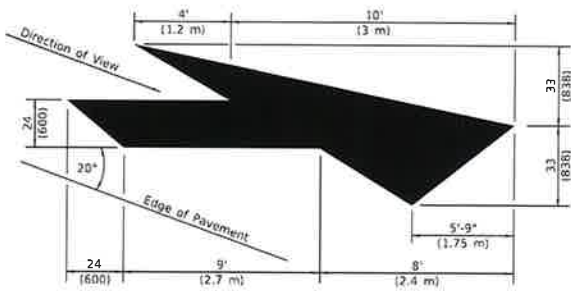
APPENDIX A

COMMUNITY DEVELOPMENT BLOCK GRANT (CDBG) FORMS


**MICHIGAN AVENUE AND VERMONT STREET
IMPROVEMENTS
VILLAGE OF VILLA PARK**

APPENDIX A


COMMUNITY DEVELOPMENT BLOCK GRANT (CDBG) FORMS



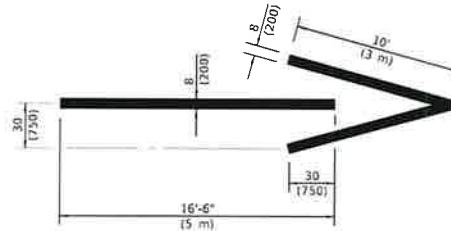
LANE-REDUCTION ARROW
 Right lane-reduction arrow shown.
 Use mirror image for left lane.



20' (6 m): urban
 50' (15 m): rural
 (Between arrow
 and word or
 between words)




WORD AND ARROW LAYOUT



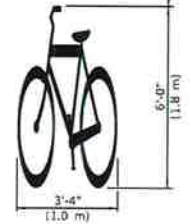
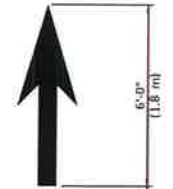
WRONG WAY ARROW



**INTERNATIONAL
 SYMBOL OF
 ACCESSIBILITY**



**SHARED LANE
 SYMBOL**



BIKE SYMBOL
 (Arrow is optional.)

Illinois Department of Transportation

PROJECT: Highway 1, 2015

ENGINEER OF DESIGN: [Signature]

APPROVED: [Signature]

ENGINEER OF DESIGN AND ENVIRONMENT

**REQUIRED CONTRACT PROVISIONS FOR HUD FUNDED
CAPITAL PROJECTS IN DUPAGE COUNTY, ILLINOIS**

TABLE OF CONTENTS

I. Application..... 2

II. Equal Opportunity Provisions..... 2

III. Executive Order 11246 (Executive Order 11246 [Applicable to contractors/subcontractors exceeding \$10,000]) 3

IV. Notice of Requirement for Affirmative Action to Ensure Equal Employment Opportunity (Executive Order 11246 – Applicable to contractor/subcontracts exceeding \$10,000) 4

V. Standard Federal Equal Employment Opportunity Construction

Contract Specifications (Executive Order 1246) 5

 A. As Used in these specifications 5

 B. “Minority” Includes 5

 C. Subcontracts..... 5

 D. Equal Employment Opportunity Documentation..... 6

 E. Voluntary Associations 8

 F. Civil Rights Act of 1964..... 9

 G. Section 109 of the Housing and Community Development Act of 1974 9

 H. “Section 3” Compliance in the Provision of Training, Employment and Business Opportunities..... 9

VI. Contract Work Hours and Safety Standards 10

 A. Overtime Requirements..... 11

 B. Violation and Liability for Unpaid Wages and Liquidated Damages..... 11

 C. Withholding for Unpaid Wages and Liquidated Damages 11

 D. Subcontract 11

 E. Contractor’s Responsibility 11

VII. Safety 11

VIII. False Statements Concerning Projects 11

IX. Implementation of Clean Air Act..... 12

X. Labor Standards 12

I. APPLICATION

- A. These *Required Contract Provisions* shall apply to all work performed on the contract by the Contractor with his own organization and with the assistance of workmen under his immediate superintendence and to all work performed on the contract by piece work, station work or by subcontract.
- B. The Contractor shall insert in each of his subcontracts all of the stipulations contained in these *Required Contract Provisions* and also a clause requiring his Subcontractors to include these *Required Contract Provisions* in any lower tier subcontracts which they may enter into, together with a clause requiring the inclusion of these provisions in any further subcontracts that may in turn be made. The *Required Contract Provisions* shall in no instance be incorporated by reference.
- C. A breach of any of the stipulations contained in these *Required Contract Provisions* may be grounds for termination of the contract.
- D. A breach of the following clauses may also be grounds for debarment as provided in 29 CFR, Part 5.6.
- E. All Bidders must sign the CDC Conditions and submit them with their complete bid package. This form is found in the Bid Specifications Manual.
- F. All bidders and their subcontractor shall be eligible for award of a federally assisted or insured contract. Should any subcontractor be found ineligible after award of a contract, its contract shall be terminated and the matter referred to the Department of Labor for its action.

II. EQUAL OPPORTUNITY PROVISIONS

A. *Equal Opportunity Clause*

Except as otherwise provided, DuPage County requires the inclusion of the following language as a condition of any grant, contract, loan insurance or guarantee involving federally assisted construction which is not exempt from the requirements of equal opportunity. The subgrantee hereby agrees that it will incorporate or cause to be incorporated into any contract for construction work, or modification thereof, as defined in the regulations of the Secretary of Labor at 41 CFR, Part 60, which is paid for in whole or in part with funds obtained from the Federal Government or borrowed on the credit of the Federal Government pursuant to a grant, contract, loan insurance or guarantee or undertaken pursuant to any Federal program involving such grant, contract, loan, insurance or guarantee, the following opportunity Clause:

- B. ***Activities and Contracts Not Subject to Executive Order 11246, As Amended*** (*Applicable to federally assisted construction contracts and related subcontracts \$10,000 and under*).

During the performance of this contract, the Contractor agrees as follows,

“The Contractor shall not discriminate against any employee or applicant for employment because of race, color religion, sex or national origin. The Contractor shall take affirmative action to ensure that the applicants for employment are employed, and that employees are treated during employment, without regard to their race, color, religion, sex, or national origin.

Such action shall include, but not be limited to, the following; employment, upgrading, demotion or transfer; recruitment or recruitment advertising, layoff or termination; rates of pay or other forms of compensation and selection for training including apprenticeship. The Contractor shall post in conspicuous places, available to employees and applicants for employment, notices to be provided by the DuPage County Community Development Specialist setting forth the provisions of this nondiscrimination clause. The contractor shall state that all qualified applicants will receive consideration for employment without regard to race, color, religion, sex or national origin”.

Contractors shall incorporate foregoing requirements in all subcontracts.

III. EXECUTIVE ORDER 11246 - Equal Employment Opportunity

Contracts/Subcontracts above \$10,000 Section 202 Equal Opportunity Clause

The complete Executive Order 11246 is included in this Federal Requirements booklet.

A. During the performance of this contract, the Contractor agrees as follows,

“The Contractor will not discriminate against any employee or applicant for employment because of race, color, religion, sex or national origin. The Contractor will take affirmative action to ensure that applicants are employed, and employees are treated during employment, without regard to their race, color, religion, sex or national origin. Such action shall include but not be limited to the following: employment, upgrading, demotion or transfer, recruitment or recruitment advertising, layoff or termination, rates of pay or other forms of compensation and selection for training, including apprenticeship. The Contractor agrees to post in conspicuous places, available to employees and applicants for employment, notices to be provided setting forth the provisions of this nondiscrimination clause”.

B. The Contractor will, in all solicitations or advertisements for employees placed by or on behalf of the Contractor, state that all qualified applicants will receive consideration for employment without regard to race, color, religion, sex or national origin.

C. The Contractor will send to each labor union or representative of workers with which he has a collective bargaining agreement or other contract or understanding, a notice to be provided by the Contract Compliance Officer advising the said labor union or worker’s representatives of the contractor’s commitment under this section, and shall post copies of the notice in conspicuous places available to employees and applicants for employment.

D. The Contractor will comply with all provisions of Executive Order 11246 of September 24, 1965, and of the rules, regulations and relevant orders of the Secretary of Labor.

E. The Contractor will furnish all information and reports required by Executive Order 11246 of September 24, 1965, and by rules, regulations and orders of the Secretary of Labor or pursuant thereto, and will permit access to his or her books, records and accounts by DuPage County, HUD and the Secretary of Labor for purposes of investigation to ascertain compliance with such rules, regulations and orders.

F. In the event of the Contractor’s noncompliance with the nondiscrimination clauses of this contract or with any of the said rules, regulations or orders, this contract may be canceled, terminated or suspended in whole or in part, and the Contractor may be declared ineligible for further Government contracts in accordance with procedures authorized in Executive

Order 11246 of September 24, 1965, or by rule, regulation or order of the Secretary of Labor or as otherwise provided by law.

- G. The Contractor will include the provisions of the sentence immediately preceding paragraph (1) and the provisions of paragraphs (A) through (G) in every subcontract or purchase order unless exempted by rules, regulations or orders of the Secretary of Labor issued pursuant to Section 204 of Executive Order 11246 of September 24, 1965, so that such provisions will be binding upon each subcontractor or vendor. The Contractor will take such action with respect to any subcontractor or purchase order as DuPage County or HUD may direct as means of enforcing such provisions, including sanctions for noncompliance. Provided, however, that in the event the Contractor becomes involved in or threatened with litigation with a subcontractor or vendor as a result of such direction by DuPage County or HUD, the Contractor may request the United States to enter into such litigation to protect the interest of the United States.

IV. NOTICE OF REQUIREMENT FOR AFFIRMATIVE ACTION TO ENSURE EQUAL EMPLOYMENT OPPORTUNITY *(Executive Order 11246, applicable to contracts/subcontracts exceeding \$10,000)*

- A. The Offeror or Bidder's attention is called the "Equal Opportunity Clause" and the "Standard Equal Employment Opportunity Construction Contract Specifications" set Herein.
- B. The goals and timetables for minority and female participation, expressed in percentage terms for the Contractor's aggregate workforce in each trade on all construction work in the covered area, are as follows:
1. Until further notice the goal for women participation is 6.9% (Nationwide).
 2. Until further notice the goal for minority participation is 19.6% (Chicago PMSA).
- C. These goals are applicable to all Contractor's construction work (whether or not it is Federal or Federally assisted) performed in the covered area.
- D. The Contractor's compliance with the Executive Order and the regulations in 41 CFR, Part 60.4 shall be based on its implementation of the Equal Opportunity Clause, specific affirmative action obligations required by the specifications set forth in 41 CFR, Part 60-4.3(a), and its efforts to meet the goals established for the geographical area where the contract resulting from this solicitation is to be performed. The hours of minority and female employment and training must be substantially uniform throughout the length of the contract, and in each trade, and the Contractor shall make a good faith effort to employ minorities and women evenly on each of its projects. The transfer of minority or female employees or trainees from contractor to contractor or from project to project for the sole purpose of meeting the contractor's goals shall be a violation of contract, the Executive Order and the regulations in 41 CFR, Part 60.4. Compliance with the goals will be measured against the total work hours performed.
- E. The Contractor shall provide written notification to the Director of the Office of Federal Contract Compliance Programs within ten (10) working days of award of any construction subcontract in excess of \$10,000 at any tier for construction work under the contract resulting from this solicitation. The notification shall list the name, address and telephone number of the Subcontractor; employer identification number, estimated dollar amount of the

subcontract, estimated starting and completion dates of the subcontract, and the geographical area in which the contract is to be performed.

- F. As used in this Notice, and in the contract resulting from this solicitation, the "covered area" is Chicago PMSA.

V. FEDERAL EQUAL EMPLOYMENT OPPORTUNITY CONSTRUCTION CONTRACT SPECIFICATIONS (*Executive Order 11246*)

A. **As Used In These Specifications:**

1. "Covered Area" means the geographical area described in the solicitation from which this contract is resulted.
2. "Director" means Director, Office of Federal Contract Compliance Programs, United States Department of Labor or any person to whom the Director delegates authority.
3. "Employer identification numbers" means the Federal Social Security number used on the Employer's Quarterly Federal Tax Return, U. S. Treasury Department Form 941.

B. "Minority" Includes:

1. *Black* - All persons having origins in any of the Black African racial groups not of Hispanic origin.
2. *Hispanic* - All persons of Mexican, Puerto Rican, Cuban, Central and South American or other Spanish Culture or origin, regardless of race.
3. *Asian and Pacific Islander* - All persons having origins in any of the original peoples of the Far East, Southeast Asia, the Indian Subcontinent, or the Pacific Islands.
4. *American Indian or Alaskan Native* - All persons having origins in any of the original peoples of North America and maintaining identifiable tribal affiliations through membership and participation or community identification.

C. **Subcontracts**

1. Whenever the Contractor or any Subcontractor at any tier, subcontracts a portion of the work involving any construction trade, it shall physically include in each subcontract in excess of \$10,000 the provisions of these specifications and the Notice which contains the applicable goals for minority and female participation and which is set forth in the solicitations from which this contract resulted.
2. If the Contractor is participating (pursuant to the 41 CFR, Part 60 4.5) in a Hometown Plan approved by the U. S. Department of Labor in the covered area either individually or through an association, its affirmative action obligations on all work in the Plan area (including goals and timetables) shall be in accordance with the Plan for those trades which have unions participating in the Plan. Contractors must be able to demonstrate their participation in and compliance with the provisions of any such Hometown Plan. Each Contractor or Subcontractor participating in an approved Plan is individually required to comply with its obligations under the EEO clause, and to make a good faith effort to achieve each goal under the Plan in each trade in which it has employees. The overall good faith performance by other contractors or subcontractors toward a goal in an

approved Plan does not excuse any covered Contractor or Subcontractor's failure to take good faith efforts to achieve the Plan goals and timetables.

3. The Contractor shall implement the specific affirmative action standards provided in paragraphs 7 (I) through (XVI) of these specifications. The goals set forth in the solicitation from which this contract resulted are expressed as percentages of the total hours of employment and training of minority and female utilization the Contractor should reasonably be able to achieve in each construction trade in which it has employees in the covered area. The Contractor is expected to make substantially uniform progress toward its goals in each craft during the period specified.
4. Neither the provisions of any collective bargaining agreement, nor the failure by a union with whom the Contractor has a collective bargaining agreement, to refer either minorities or women shall excuse the Contractor's obligations under these specifications, Executive Order 11246 or the regulations promulgated pursuant thereto.
5. In order for the nonworking training hours of apprentices and trainees to be counted in meeting the goals, such apprentices and trainees must be employed by the Contractor during the training period, and the Contractor must have made a commitment to employ the apprentices and trainees at the completion of their training, subject to the availability of employment opportunities. Trainees must be trained pursuant to training programs approved by the U. S. Department of Labor.
6. The Contractor shall take specific affirmative actions to ensure equal employment opportunity. The evaluation of the Contractor's compliance with these specifications shall be based upon its effort to achieve maximum results from its actions. The Contractor shall document these efforts fully and shall implement affirmative action steps at least as extensive as the following.

D. *Equal Employment Opportunity Documentation*

1. Ensure and maintain a working environment free of harassment, intimidation and coercion at all sites, and in tall facilities at which the Contractor's employees are assigned to work. The Contractor, where possible, will assign two or more women to each construction project. The Contractor shall specifically ensure that all foremen, superintendents and other on-site supervisory personnel are aware of any carrying out of the Contractor's obligation to maintain such a working environment, with specific attention to minority or female individuals working at such sites or in such facilities.
2. Establish and maintain a current list of minority and female recruitment sources, provide written notification to minority and female recruitment sources and to community organizations when the Contractor or its unions have employment opportunities available, and maintain a record of organization's responses.
3. Maintain a current file of the names, addresses and telephone numbers of each minority and female off-the-street applicant and minority or female referral from a union, a recruitment source or community organization and of what action was taken with respect to each such individual. If such individuals were sent to the union hiring hall for referral and were not referred back to the Contractor by the union or, if referred, not employed by the Contractor, this shall be documented in the file with the reason, therefore along with whatever additional actions the Contractor may have taken.

4. Provide immediate written notification to the Director when the union or unions with which the Contractor has a collective bargaining agreement has not referred to the Contractor a minority person or woman sent by the Contractor or when the Contractor has other information that the union referral process has impeded the Contractor's efforts to meet its obligations.
5. Develop on-the-job training opportunities and/or participate in training programs for the area which expressly include minorities and women and apprenticeship and trainee programs relevant to the Contractor's employment needs, especially those programs funded or approved by the Department of Labor. The Contractor shall provide notice of these programs to the sources compiled under D (2) above.
6. Disseminate the Contractor's EEO policy by providing notice of the policy to unions and training programs and requesting their cooperation in assisting the Contractor in meeting its EEO obligations; by including it in any policy manual and collective bargaining agreement by publicizing it in the company newspaper, annual report, etc; by specific review of the policy with all management personnel and with all minority and female employees at least once a year; and by posting the company EEO policy on bulletin boards accessible to all employees at each location where construction work is performed.
7. Review, at least annually, the company's EEO policy and affirmative action obligations under these specifications with all employees having any responsibility for hiring, assignment, layoff, termination or other employment decisions including specific review of these items with onsite supervisory personnel such as superintendents, general foremen, etc., prior to the initiation of construction work at any job site. A written record shall be made and maintained identifying the time and place of these meetings, persons attending, subject matter discussed, and the disposition of the subject matter.
8. Disseminate the Contractor's EEO policy externally by including it in any advertising in the news media, specifically including minority and female news media, and providing written notification to and discussing the Contractor's EEO policy with other contractors and subcontractors with whom the Contractor does or anticipates doing business.
9. Direct its recruitment efforts, both oral and written, to minority, female and community organizations, to schools with minority and female students, and to minority and female recruitment and training organizations serving the Contractor's recruitment area and employment needs. Not later than one month prior to the date for the acceptance of applications for apprenticeship or other training by any recruitment source, the Contractor shall send written notification to organizations, such as the above, describing the openings, screening procedures and tests to be used in the selection process.
10. Encourage present minority and female employees to recruit other minority persons and women, and where reasonable, provide after school, summer and vacation employment to minority and female youth, both on the site and in other areas of Contractor's work force.
11. Validate all tests and other selection requirements where there is an obligation to do so under 41 CFR, Part 60, 3.
12. Conduct, at least annually, an inventory and evaluation of at least of all minority and female personnel for promotional opportunities and encourage these employees to seek or to prepare for (through appropriate training, etc.) such opportunities.

13. Ensure that seniority practices, job classifications, work assignments and other personnel practices, do not have a discriminatory effect by continually monitoring all personnel and employment related activities to ensure that the EEO policy and the Contractor's obligations under these specifications are being carried out.
14. Ensure that all facilities and company activities are non-segregated except that separate or single user toilet and necessary changing facilities shall be provided to ensure privacy between the sexes.
15. Document and maintain a record of all solicitations of offers for subcontracts from minority and female construction contractors and suppliers, including circulation of solicitations to minority and female contractor associations and other business associations.
16. Conduct a review, at least annually, of all supervisors' adherence to and performance under the Contractor's EEO policies and affirmative action obligations.
17. Covered construction contractors performing contracts in geographical areas where they do not have a Federal or federally assisted construction contract shall apply the minority and female goals established for the geographical area where the contract is being performed. Goals are published periodically in the Federal Register in notice form and such notices may be obtained from any Office of Federal Contract Compliance Programs office from Federal Procurement contracting officers.

E. Voluntary Associations

1. Contractors are encouraged to participate in voluntary associations, which assist in fulfilling one or more of their affirmative action obligations, D-1 through D-17. The efforts of a contractor association, joint contractor-union, contractor-community or other similar group of which the Contractor is a member and participant, may be asserted as fulfilling any one or more of its obligations under D-1 through D-17 of these specifications provided that the Contractor actively participates in the group, makes every effort to assure that the group has a positive impact on employment of minorities and women in the industry, ensures that the concrete benefits of the program are reflected in the Contractor's minority and female workforce participation, makes a good faith effort to meet its individual goals and timetables, and can provide access to documentation which demonstrates the effectiveness of actions taken on behalf of the Contractor. The obligation shall not be a defense for the Contractor's non-compliance.
2. A single goal for minorities and a separate single goal for women have been established. The Contractor, however, is required to provide equal employment opportunity and to take affirmative action for all minority groups, both male and female, and all women, both minority and non-minority. Consequently, the Contractor may be in violation of the Executive Order if a particular group is employed in a substantially disparate manner (for example, even though the Contractor has achieved its goals for women generally, the Contractor may be in violation of the Executive order if a specific minority group of women is under utilized).
3. The Contractor shall not use the goals and timetables or affirmative action standards to discriminate against any person because of race, color, religion, sex or national origin.

4. The Contractor shall not enter into any subcontract with any person or firm debarred from Government contracts pursuant to Executive Order 11246, as amended.
 5. The Contractor shall carry out such sanctions and penalties for violation of these specifications and of the Equal Opportunity Clause, including suspension, termination and cancellation of existing subcontracts as may be imposed or ordered pursuant to the Executive Order 11246, as amended, and its implementing regulations, by the Office of Federal Contract Compliance Programs. Any contractor who fails to carry out such sanctions and penalties shall be in violation of these specifications and Executive Order 11246, as amended.
 6. The Contractor, in fulfilling its obligations under these specifications, shall implement specific affirmative action steps, at least as extensive as those standards prescribed in paragraph 7 of these specifications, so as to achieve maximum results from its efforts to ensure equal employment opportunity. If the Contractor fails to comply with the requirements of the Executive Order, the implementing regulations or these specifications, the Director shall proceed in accordance with 41 CFR, Part 60,4.8.
 7. The Contractor shall designate a responsible official to monitor all employment related activity to ensure that the company EEO policy is being carried out, to submit reports relating to the provisions hereof as may be required by the Government and to keep records. Records shall at least include for each employee the name, address, telephone numbers, construction trade, union affiliation (if any), employee identification number when assigned, social security number, race, sex, status (e.g. mechanic, apprentice trainee, helper or laborer), dates of changes in status, hours worked per week in the indicated rate of pay and locations at which the work was performed. Records shall be maintained in an easily understandable and retrievable form; however, to the degree that existing records satisfy this requirement, contractors shall not be required to maintain separate records.
 8. Nothing herein provided shall be construed as a limitation upon the application of other laws, which establish different standards of compliance or upon the application of requirements for the hiring of local or other area residents (e.g. those under the Public Works Employment Act of 1977 and the Community Development Block Grant Program).
- F. **Civil Rights Act of 1964**
Under the Title VI of the Civil Rights Act of 1964, no person shall, on the grounds of race, color or national origin, be excluded from participation in, be denied the benefits of or be subjected to discrimination under any program or activity receiving Federal financial assistance.
- G. **Section 109 Of The Housing And Community Development Act Of 1974**
No person in the United States shall on the ground of race, color, national origin or sex be excluded from participation in, be denied the benefits of or be subjected to discrimination under any program or activity funded in whole or in part with funds made available under this title.
- H. **“Section 3” Compliance In The Provisions Of Training, Employment And Business Opportunities**
1. The work to be performed under this contract is subject to the requirements of Section 3 of the Housing and Urban Development Act of 1968, as amended, 12 USC 1701u (Section 3).

2. The purpose of Section 3 is to ensure that employment and other economic opportunities generated by HUD assistance or HUD-assisted projects covered by Section 3, shall, to be the greatest extent feasible, be directed to low and very low-income persons, particularly persons who are recipients of HUD assistance for housing.
3. The parties to this contract agree to comply with HUD's regulations in 24 CFR, Part 75, which implement Section 3. As evidenced by their execution of this contract, the parties to this contract certify that they are under no contractual or other impediment that would prevent them from complying with Part 75 requirements.
4. The Contractor agrees to send to each labor organization or representative of workers with which the Contractor has a collective bargaining agreement or other understanding, if any, a notice advising the labor organization or workers' representative of the Contractor's commitments under this Section 3 requirement, and will post copies of the notice in conspicuous places at the work site where both employees and applicants for training and employment positions can see the notice. The notice shall describe the Section 3 preference, shall set forth minimum number and job titles subject to hire, availability of apprenticeship and training positions and the qualifications for each, and the name and location of the person(s) taking applications for each of the positions, and the anticipated date the work shall begin.
5. The Contractor agrees to include this Section 3 requirement in every subcontract subject to compliance with regulations in 24 CFR, Part 75, and agrees to take appropriate action as provided in the applicable provision of the subcontractor in this Section 3 requirement, upon a finding that the Subcontractor is in violations of the regulations in 24 CFR, Part 75. The Contractor will not subcontract with any Subcontractor where the Contractor has notice or knowledge that the Subcontractor has been found in violation of regulations under 24 CFR, Part 75.
6. The Contractor will certify that any vacant employment positions, including training positions, that are filled (1) after the contractor is selected but before the contract is executed, and (2) with persons other than those to whom he regulations of 24 CFR, Part 75 require employment opportunities to be directed, were not filled to circumvent the Contractor's obligations under 24 CFR, Part 75.
7. Noncompliance with HUD's regulations in 24 CFR, Part 75 may result in sanctions, termination of this contract for default and debarment or suspension from future HUD-assisted contracts.

VI. CONTRACT WORK HOURS AND SAFETY STANDARDS

As a condition of any grant, contract, loan, insurance or guarantee involving federally assisted construction, DuPage County requires the following language to be included in full in any contract subject to the Contract Work Hours and Safety Standards ACT. As used in the section, the terms "*laborers*" and "*mechanics*" include watchmen and guards.

"The subgrantee, in accordance with Title 29, CFR, Part 5, hereby agrees that it will ensure the inclusion in all construction contract documents and bid specifications".

A. Overtime Requirements

No Contractor or Subcontractor contracting for any part of the contract work which may require or involve the employment of laborers or mechanics shall require or permit any laborer or mechanic in any workweek in which he is employed on such work to work in excess of forty hours in such workweek unless such laborer or mechanic receives compensation at a rate not less than one and one-half times his basic rate of pay for all hours worked in excess of forty hours in such workweek.

B. Violation and Liability for Unpaid Wages and Liquidated Damages

In the event of any violation of the clause set forth in Subsection A, the Contractor and any Subcontractor responsible therefore shall be liable to any affected employee for his unpaid wages. In addition, such Contractor and Subcontractor shall be to the United States for liquidated damages. Such liquidated damages shall be computed with respect to each individual laborer or mechanic employed in violation of the clause set forth in Subsection A, in the sum of \$10 for each calendar day on which such employee was required or permitted to work in excess of the standard workweek of forty hours without payment of the overtime wages required by the clause set forth in Subsection A.

C. Withholding for Unpaid Wages and Liquidated Damages

The DuPage County Community Development Specialist may withhold or cause to be withheld from any monies payable on account of work performed by the Contractor or Subcontractor such sums as may administratively be determined to be necessary to satisfy an liabilities of such Contractor or Subcontractor for unpaid wages and liquidated damages as provided in the clause set forth in Subsection B.

D. Subcontract

The Contractor shall insert in any subcontracts the clauses set for in subsections A, B and C of this section and also a clause requiring the subcontractors to include these clauses in any lower tier subcontracts which they may enter into, together with a clause requiring this insertion in any further subcontracts they may in turn be made.

E. Contractor's Responsibility

The Contractor shall be responsible for compliance by any Subcontractor or lower tier subcontractor with the clauses set forth in Subparagraph A through D.

VII. SAFETY

In the performance of this contract, the Contractor shall comply with all applicable Federal, State and local laws governing safety, health and sanitation. The Contractor shall provide all safeguards, safety devices and protective equipment, and take any other needed actions, on his own responsibility or the DuPage County Community Development Specialist may determine reasonably necessary to protect the life and health of employees on the job and the safety of the public and to protect property in connection with the performance of the work covered by the contract.

VIII. FALSE STATEMENTS CONCERNING PROJECTS

In order to assure high quality and durable construction in conformity with approved plans and specifications and a high degree of reliability on statements and representations made by engineers, contractors, suppliers and workers on projects utilizing Federal funds, it is essential

that all persons concerned with the project perform their functions as carefully, thoroughly and honestly as possible. Willful falsification, distortion or misrepresentation with respect to any facts related to the project is a violation of Federal law.

IX. IMPLEMENTATION OF CLEAN AIR ACT

Contract requirements

- A. The Contractor stipulates that any facility to be utilized in the performance of this contract, unless such contract is exempt under the Clean Air Act, as amended (PL 91-604, 42 U.S.C 1857, as amended by PL 95-95 and PL 95-960, 42 USC 4362, 7401 et Seq.), Executive Order 11738, and regulations in implementation thereof (40 CFR, Part 15) is not listed, on the date of contract award, on the U.S. Environmental Protection Agency (EPA) List of Violating Facilities Pursuant to Title 40 CFR, Part 15.
- B. The Contractor agrees to comply with all the requirements of Section 114 of the Clean Air Act, as amended, relating to inspection, monitoring, entry reports and information, as well as, all other requirements specified in Section 114 and all regulations and guidelines listed there under.
- C. The Contractor shall promptly notify the Community Development Specialist of the receipt of any communication from the Director, Office of Federal Activities, or the EPA, indicating that a facility to be utilized for the contract is under consideration to be listed on the EPA Listing of Violating Facilities.
- D. The Contractor agrees to include or cause to be included the requirements of subparagraphs A through D of this section in every nonexempt subcontract and further agrees to take such action as the Government may direct as a means of enforcing such requirements.

X. LABOR STANDARDS

Except as otherwise provided, DuPage County requires the inclusion of the HUD Federal Labor Standards Provisions Form 4010 as a condition of any grant, contract, loan, insurance or guarantee involving federally assisted construction.

EXECUTIVE ORDER 11246 EQUAL EMPLOYMENT OPPORTUNITY

SOURCE: The provisions of Executive Order 11246 of Sept. 24, 1965, appear at 30 FR 12319, 12935, 3 CFR, 1964-1965 Comp., p.339, unless otherwise noted.

Under and by virtue of the authority vested in me as President of the United States by the Constitution and statutes of the United States, it is ordered as follows:

Part I - Nondiscrimination in Government Employment

[Part I superseded by EO 11478 of Aug. 8, 1969, 34 FR 12985, 3 CFR, 1966-1970 Comp., p. 803]

Part II - Nondiscrimination in Employment by Government Contractors and Subcontractors**Subpart A - Duties of the Secretary of Labor**

SEC. 201. The Secretary of Labor shall be responsible for the administration and enforcement of Parts II and III of this Order. The Secretary shall adopt such rules and regulations and issue such orders as are deemed necessary and appropriate to achieve the purposes of Parts II and III of this Order.

[Sec. 201 amended by EO 12086 of Oct. 5, 1978, 43 FR 46501, 3 CFR, 1978 Comp., p. 230]

Subpart B - Contractors' Agreements

SEC. 202. Except in contracts exempted in accordance with Section 204 of this Order, all Government contracting agencies shall include in every Government contract hereafter entered into the following provisions:

During the performance of this contract, the contractor agrees as follows:

(1) The contractor will not discriminate against any employee or applicant for employment because of race, color, religion, sex, or national origin. The contractor will take affirmative action to ensure that applicants are employed, and that employees are treated during employment, without regard to their race, color, religion, sex or national origin. Such action shall include, but not be limited to the following: employment, upgrading, demotion, or transfer; recruitment or recruitment advertising; layoff or termination; rates of pay or other forms of compensation; and selection for training, including apprenticeship. The contractor agrees to post in conspicuous places, available to employees and applicants for employment, notices to be provided by the contracting officer setting forth the provisions of this nondiscrimination clause.

(2) The contractor will, in all solicitations or advancements for employees placed by or on behalf of the contractor, state that all qualified applicants will receive consideration for employment without regard to race, color, religion, sex or national origin.

(3) The contractor will send to each labor union or representative of workers with which he has a collective bargaining agreement or other contract or understanding, a notice, to be provided by the agency contracting officer, advising the labor union or workers' representative of the contractor's commitments under Section 202 of Executive Order No. 11246 of September 24,

1965, and shall post copies of the notice in conspicuous places available to employees and applicants for employment.

(4) The contractor will comply with all provisions of Executive Order No. 11246 of Sept. 24, 1965, and of the rules, regulations, and relevant orders of the Secretary of Labor.

(5) The contractor will furnish all information and reports required by Executive Order No. 11246 of September 24, 1965, and by the rules, regulations, and orders of the Secretary of Labor, or pursuant thereto, and will permit access to his books, records, and accounts by the contracting agency and the Secretary of Labor for purposes of investigation to ascertain compliance with such rules, regulations, and orders.

(6) In the event of the contractor's noncompliance with the nondiscrimination clauses of this contract or with any of such rules, regulations, or orders, this contract may be cancelled, terminated, or suspended in whole or in part and the contractor may be declared ineligible for further Government contracts in accordance with procedures authorized in Executive Order No. 11246 of Sept. 24, 1965, and such other sanctions may be imposed and remedies invoked as provided in Executive Order No. 11246 of September 24, 1965, or by rule, regulation, or order of the Secretary of Labor, or as otherwise provided by law.

(7) The contractor will include the provisions of paragraphs (1) through (7) in every subcontract or purchase order unless exempted by rules, regulations, or orders of the Secretary of Labor issued pursuant to Section 204 of Executive Order No. 11246 of September 24, 1965, so that such provisions will be binding upon each subcontractor or vendor. The contractor will take such action with respect to any subcontract or purchase order as may be directed by the Secretary of Labor as a means of enforcing such provisions including sanctions for noncompliance: Provided, however, that in the event the contractor becomes involved in, or is threatened with, litigation with a subcontractor or vendor as a result of such direction, the contractor may request the United States to enter into such litigation to protect the interests of the United States." [Sec. 202 amended by EO 11375 of Oct. 13, 1967, 32 FR 14303, 3 CFR, 1966-1970 Comp., p. 684, EO 12086 of Oct. 5, 1978, 43 FR 46501, 3 CFR, 1978 Comp., p. 230]

SEC. 203. Each contractor having a contract containing the provisions prescribed in Section 202 shall file, and shall cause each of his subcontractors to file, Compliance Reports with the contracting agency or the Secretary of Labor as may be directed. Compliance Reports shall be filed within such times and shall contain such information as to the practices, policies, programs, and employment policies, programs, and employment statistics of the contractor and each subcontractor, and shall be in such form, as the Secretary of Labor may prescribe.

(b) Bidders or prospective contractors or subcontractors may be required to state whether they have participated in any previous contract subject to the provisions of this Order, or any preceding similar Executive order, and in that event to submit, on behalf of themselves and their proposed subcontractors, Compliance Reports prior to or as an initial part of their bid or negotiation of a contract.

(c) Whenever the contractor or subcontractor has a collective bargaining agreement or other contract or understanding with a labor union or an agency referring workers or providing or supervising apprenticeship or training for such workers, the Compliance Report shall include such information as to such labor union's or agency's practices and policies affecting compliance as the Secretary of Labor may prescribe: Provided, That to the extent such information is within the exclusive possession of a labor union or an agency referring workers or providing or supervising apprenticeship or training and such labor union or agency shall refuse to furnish such information to the contractor, the contractor shall so certify to the Secretary of Labor as part of its Compliance Report and shall set forth what efforts he has made to obtain such information.

(d) The Secretary of Labor may direct that any bidder or prospective contractor or subcontractor shall submit, as part of his Compliance Report, a statement in writing, signed by an authorized officer or agent on behalf of any labor union or any agency referring workers or providing or

supervising apprenticeship or other training, with which the bidder or prospective contractor deals, with supporting information, to the effect that the signer's practices and policies do not discriminate on the grounds of race, color, religion, sex or national origin, and that the signer either will affirmatively cooperate in the implementation of the policy and provisions of this Order or that it consents and agrees that recruitment, employment, and the terms and conditions of employment under the proposed contract shall be in accordance with the purposes and provisions of the order. In the event that the union, or the agency shall refuse to execute such a statement, the Compliance Report shall so certify and set forth what efforts have been made to secure such a statement and such additional factual material as the Secretary of Labor may require.

[Sec. 203 amended by EO 11375 of Oct. 13, 1967, 32 FR 14303, 3 CFR, 1966-1970 Comp., p. 684; EO 12086 of Oct. 5, 1978, 43 FR 46501, 3 CFR, 1978 Comp., p. 230]

SEC. 204 (a) The Secretary of Labor may, when the Secretary deems that special circumstances in the national interest so require, exempt a contracting agency from the requirement of including any or all of the provisions of Section 202 of this **Order** in any specific contract, subcontract, or purchase **order**.

(b) The Secretary of Labor may, by rule or regulation, exempt certain classes of contracts, subcontracts, or purchase orders (1) whenever work is to be or has been performed outside the United States and no recruitment of workers within the limits of the United States is involved; (2) for standard commercial supplies or raw materials; (3) involving less than specified amounts of money or specified numbers of workers; or (4) to the extent that they involve subcontracts below a specified tier.

(c) Section 202 of this **Order** shall not apply to a Government contractor or subcontractor that is a religious corporation, association, educational institution, or society, with respect to the employment of individuals of a particular religion to perform work connected with the carrying on by such corporation, association, educational institution, or society of its activities. Such contractors and subcontractors are not exempted or excused from complying with the other requirements contained in this **Order**.

(d) The Secretary of Labor may also provide, by rule, regulation, or order, for the exemption of facilities of a contractor that are in all respects separate and distinct from activities of the contractor related to the performance of the contract: provided, that such an exemption will not interfere with or impede the effectuation of the purposes of this **Order**: and provided further, that in the absence of such an exemption all facilities shall be covered by the provisions of this **Order**."

[Sec. 204 amended by EO 13279 of Dec. 16, 2002, 67 FR 77141, 3 CFR, 2002 Comp., p. 77141 - 77144]

Subpart C - Powers and Duties of the Secretary of Labor and the Contracting Agencies

SEC. 205. The Secretary of Labor shall be responsible for securing compliance by all Government contractors and subcontractors with this Order and any implementing rules or regulations. All contracting agencies shall comply with the terms of this Order and any implementing rules, regulations, or orders of the Secretary of Labor. Contracting agencies shall cooperate with the Secretary of Labor and shall furnish such information and assistance as the Secretary may require.

[Sec. 205 amended by EO 12086 of Oct. 5, 1978, 43 FR 46501, 3 CFR, 1978 Comp., p. 230]

SEC. 206. The Secretary of Labor may investigate the employment practices of any Government contractor or subcontractor to determine whether or not the contractual provisions specified in Section 202 of this Order have been violated. Such investigation shall be conducted in accordance with the procedures established by the Secretary of Labor.

(b) The Secretary of Labor may receive and investigate complaints by employees or prospective employees of a Government contractor or subcontractor which allege discrimination contrary to the contractual provisions specified in Section 202 of this Order.

[Sec. 206 amended by EO 12086 of Oct. 5, 1978, 43 FR 46501, 3 CFR, 1978 Comp., p. 230]

SEC. 207. The Secretary of Labor shall use his/her best efforts, directly and through interested Federal, State, and local agencies, contractors, and all other available instrumentalities to cause any labor union engaged in work under Government contracts or any agency referring workers or providing or supervising apprenticeship or training for or in the course of such work to cooperate in the implementation of the purposes of this Order. The Secretary of Labor shall, in appropriate cases, notify the Equal Employment Opportunity Commission, the Department of Justice, or other appropriate Federal agencies whenever it has reason to believe that the practices of any such labor organization or agency violate Title VI or Title VII of the Civil Rights Act of 1964 or other provision of Federal law.

[Sec. 207 amended by EO 12086 of Oct. 5, 1978, 43 FR 46501, 3 CFR, 1978 Comp., p. 230]

SEC. 208. The Secretary of Labor, or any agency, officer, or employee in the executive branch of the Government designated by rule, regulation, or order of the Secretary, may hold such hearings, public or private, as the Secretary may deem advisable for compliance, enforcement, or educational purposes.

(b) The Secretary of Labor may hold, or cause to be held, hearings in accordance with Subsection of this Section prior to imposing, ordering, or recommending the imposition of penalties and sanctions under this Order. No order for debarment of any contractor from further Government contracts under Section 209(6) shall be made without affording the contractor an opportunity for a hearing.

Subpart D - Sanctions and Penalties

SEC. 209. In accordance with such rules, regulations, or orders as the Secretary of Labor may issue or adopt, the Secretary may:

(1) Publish, or cause to be published, the names of contractors or unions which it has concluded have complied or have failed to comply with the provisions of this Order or of the rules, regulations, and orders of the Secretary of Labor.

(2) Recommend to the Department of Justice that, in cases in which there is substantial or material violation or the threat of substantial or material violation of the contractual provisions

set forth in Section 202 of this Order, appropriate proceedings be brought to enforce those provisions, including the enjoining, within the limitations of applicable law, of organizations, individuals, or groups who prevent directly or indirectly, or seek to prevent directly or indirectly, compliance with the provisions of this Order.

(3) Recommend to the Equal Employment Opportunity Commission or the Department of Justice that appropriate proceedings be instituted under Title VII of the Civil Rights Act of 1964.

(4) Recommend to the Department of Justice that criminal proceedings be brought for the furnishing of false information to any contracting agency or to the Secretary of Labor as the case may be.

(5) After consulting with the contracting agency, direct the contracting agency to cancel, terminate, suspend, or cause to be cancelled, terminated, or suspended, any contract, or any portion or portions thereof, for failure of the contractor or subcontractor to comply with equal employment opportunity provisions of the contract. Contracts may be cancelled, terminated, or suspended absolutely or continuance of contracts may be conditioned upon a program for future compliance approved by the Secretary of Labor.

(6) Provide that any contracting agency shall refrain from entering into further contracts, or extensions or other modifications of existing contracts, with any noncomplying contractor, until such contractor has satisfied the Secretary of Labor that such contractor has established and will carry out personnel and employment policies in compliance with the provisions of this Order.

(b) Pursuant to rules and regulations prescribed by the Secretary of Labor, the Secretary shall make reasonable efforts, within a reasonable time limitation, to secure compliance with the contract provisions of this Order by methods of conference, conciliation, mediation, and persuasion before proceedings shall be instituted under subsection (a)(2) of this Section, or before a contract shall be cancelled or terminated in whole or in part under subsection (a)(5) of this Section.

[Sec. 209 amended by EO 12086 of Oct. 5, 1978, 43 FR 46501, 3 CFR, 1978 Comp., p. 230]

SEC. 210. Whenever the Secretary of Labor makes a determination under Section 209, the Secretary shall promptly notify the appropriate agency. The agency shall take the action directed by the Secretary and shall report the results of the action it has taken to the Secretary of Labor within such time as the Secretary shall specify. If the contracting agency fails to take the action directed within thirty days, the Secretary may take the action directly.

[Sec. 210 amended by EO 12086 of Oct. 5, 1978, 43 FR 46501, 3 CFR, 1978 Comp., p 230]

SEC. 211. If the Secretary shall so direct, contracting agencies shall not enter into contracts with any bidder or prospective contractor unless the bidder or prospective contractor has satisfactorily complied with the provisions of this Order or submits a program for compliance acceptable to the Secretary of Labor.

[Sec. 211 amended by EO 12086 of Oct. 5, 1978, 43 FR 46501, 3 CFR, 1978 Comp., p. 230]

SEC. 212. When a contract has been cancelled or terminated under Section 209(a)(5) or a contractor has been debarred from further Government contracts under Section 209(a)(6) of this Order, because of noncompliance with the contract provisions specified in Section 202 of this Order, the Secretary of Labor shall promptly notify the Comptroller General of the United States.

[Sec. 212 amended by EO 12086 of Oct. 5, 1978, 43 FR 46501, 3 CFR, 1978 Comp., p. 230]

Subpart E - Certificates of Merit

SEC. 213. The Secretary of Labor may provide for issuance of a United States Government Certificate of Merit to employers or labor unions, or other agencies which are or may hereafter be engaged in work under Government contracts, if the Secretary is satisfied that the personnel and employment practices of the employer, or that the personnel, training, apprenticeship,

membership, grievance and representation, upgrading, and other practices and policies of the labor union or other agency conform to the purposes and provisions of this Order.

SEC. 214. Any Certificate of Merit may at any time be suspended or revoked by the Secretary of Labor if the holder thereof, in the judgment of the Secretary, has failed to comply with the provisions of this Order.

SEC. 215. The Secretary of Labor may provide for the exemption of any employer, labor union, or other agency from any reporting requirements imposed under or pursuant to this Order if such employer, labor union, or other agency has been awarded a Certificate of Merit which has not been suspended or revoked.

Part III - Nondiscrimination Provisions in Federally Assisted Construction Contracts

SEC. 301. Each executive department and agency, which administers a program involving Federal financial assistance shall require as a condition for the approval of any grant, contract, loan, insurance, or guarantee thereunder, which may involve a construction contract, that the applicant for Federal assistance undertake and agree to incorporate, or cause to be incorporated, into all construction contracts paid for in whole or in part with funds obtained from the Federal Government or borrowed on the credit of the Federal Government pursuant to such grant, contract, loan, insurance, or guarantee, or undertaken pursuant to any Federal program involving such grant, contract, loan, insurance, or guarantee, the provisions prescribed for Government contracts by Section 202 of this Order or such modification thereof, preserving in substance the contractor's obligations thereunder, as may be approved by the Secretary of Labor, together with such additional provisions as the Secretary deems appropriate to establish and protect the interest of the United States in the enforcement of those obligations. Each such applicant shall also undertake and agree (1) to assist and cooperate actively with the Secretary of Labor in obtaining the compliance of contractors and subcontractors with those contract provisions and with the rules, regulations and relevant orders of the Secretary, (2) to obtain and to furnish to the Secretary of Labor such information as the Secretary may require for the supervision of such compliance, (3) to carry out sanctions and penalties for violation of such obligations imposed upon contractors and subcontractors by the Secretary of Labor pursuant to Part II, Subpart D, of this Order, and (4) to refrain from entering into any contract subject to this Order, or extension or other modification of such a contract with a contractor debarred from Government contracts under Part II, Subpart D, of this Order.

[Sec. 301 amended by EO 12086 of Oct. 5, 1978, 43 FR 46501, 3 CFR, 1978 Comp., p. 230]

SEC. 302. "Construction contract" as used in this Order means any contract for the construction, rehabilitation, alteration, conversion, extension, or repair of buildings, highways, or other improvements to real property.

(b) The provisions of Part II of this Order shall apply to such construction contracts, and for purposes of such application the administering department or agency shall be considered the contracting agency referred to therein.

(c) The term "applicant" as used in this Order means an applicant for Federal assistance or, as determined by agency regulation, other program participant, with respect to whom an application for any grant, contract, loan, insurance, or guarantee is not finally acted upon prior to the effective date of this Part, and it includes such an applicant after he/she becomes a recipient of such Federal assistance.

SEC. 303. The Secretary of Labor shall be responsible for obtaining the compliance of such applicants with their undertakings under this Order. Each administering department and agency is directed to cooperate with the Secretary of Labor and to furnish the Secretary such

information and assistance as the Secretary may require in the performance of the Secretary's functions under this Order.

(b) In the event an applicant fails and refuses to comply with the applicant's undertakings pursuant to this Order, the Secretary of Labor may, after consulting with the administering department or agency, take any or all of the following actions: (1) direct any administering department or agency to cancel, terminate, or suspend in whole or in part the agreement, contract or other arrangement with such applicant with respect to which the failure or refusal occurred; (2) direct any administering department or agency to refrain from extending any further assistance to the applicant under the program with respect to which the failure or refusal occurred until satisfactory assurance of future compliance has been received by the Secretary of Labor from such applicant; and (3) refer the case to the Department of Justice or the Equal Employment Opportunity Commission for appropriate law enforcement or other proceedings.

(c) In no case shall action be taken with respect to an applicant pursuant to clause (1) or (2) of subsection (b) without notice and opportunity for hearing.

[Sec. 303 amended by EO 12086 of Oct. 5, 1978, 43 FR 46501, 3 CFR, 1978 Comp., p. 230]

SEC. 304. Any executive department or agency which imposes by rule, regulation, or order requirements of nondiscrimination in employment, other than requirements imposed pursuant to this Order, may delegate to the Secretary of Labor by agreement such responsibilities with respect to compliance standards, reports, and procedures as would tend to bring the administration of such requirements into conformity with the administration of requirements imposed under this Order: Provided, That actions to effect compliance by recipients of Federal financial assistance with requirements imposed pursuant to Title VI of the Civil Rights Act of 1964 shall be taken in conformity with the procedures and limitations prescribed in Section 602 thereof and the regulations of the administering department or agency issued thereunder.

Part IV - Miscellaneous

SEC. 401. The Secretary of Labor may delegate to any officer, agency, or employee in the Executive branch of the Government, any function or duty of the Secretary under Parts II and III of this Order.

[Sec. 401 amended by EO 12086 of Oct. 5, 1978, 43 FR 46501, 3 CFR, 1978 Comp., p. 230]

SEC. 402. The Secretary of Labor shall provide administrative support for the execution of the program known as the "Plans for Progress."

SEC. 403. Executive Orders Nos. 10590 (January 19, 1955), 10722 (August 5, 1957), 10925 (March 6, 1961), 11114 (June 22, 1963), and 11162 (July 28, 1964), are hereby superseded and the President's Committee on Equal Employment Opportunity established by Executive Order No.

10925 is hereby abolished. All records and property in the custody of the Committee shall be transferred to the Office of Personnel Management and the Secretary of Labor, as appropriate.

(b) Nothing in this Order shall be deemed to relieve any person of any obligation assumed or imposed under or pursuant to any Executive Order superseded by this Order. All rules, regulations, orders, instructions, designations, and other directives issued by the President's Committee on Equal Employment Opportunity and those issued by the heads of various departments or agencies under or pursuant to any of the Executive orders superseded by this Order, shall, to the extent that they are not inconsistent with this Order, remain in full force and effect unless and until revoked or superseded by appropriate authority. References in such

directives to provisions of the superseded orders shall be deemed to be references to the comparable provisions of this Order.

[Sec. 403 amended by EO 12107 of Dec. 28, 1978, 44 FR 1055, 3 CFR, 1978 Comp., p, 264]

SEC. 404. The General Services Administration shall take appropriate action to revise the standard Government contract forms to accord with the provisions of this Order and of the rules and regulations of the Secretary of Labor.

SEC. 405. This Order shall become effective thirty days after the date of this Order.

A. APPLICABILITY

The Project or Program to which the construction work covered by this Contract pertains is being assisted by the United States of America, and the following Federal Labor Standards Provisions are included in this Contract pursuant to the provisions applicable to such Federal assistance.

(1) MINIMUM WAGES

- (i) All laborers and mechanics employed or working upon the site of the work will be paid unconditionally and not less often than once a week, and without subsequent deduction or rebate on any account (except such payroll deductions as are permitted by regulations issued by the Secretary of Labor under the Copeland Act (29 CFR Part 3)), the full amount of wages and bona fide fringe benefits (or cash equivalents thereof) due at time of payment, computed at rates not less than those contained in the wage determination of the Secretary of Labor (which is attached hereto and made a part hereof), regardless of any contractual relationship which may be alleged to exist between the contractor and such laborers and mechanics. Contributions made or costs reasonably anticipated for bona fide fringe benefits under Section 1(b)(2) of the Davis-Bacon Act on behalf of laborers or mechanics are considered wages paid to such laborers or mechanics, subject to the provisions of 29 CFR 5.5(a)(1)(iv); also, regular contributions made or costs incurred for more than a weekly period (but not less often than quarterly) under plans, funds, or programs, which cover the particular weekly period, are deemed to be constructively made or incurred during such weekly period.

Such laborers and mechanics shall be paid the appropriate wage rate and fringe benefits on the wage determination for the classification of work actually performed, without regard to skill, except as provided in 29 CFR 5.5(a)(4). Laborers or mechanics performing work in more than one classification may be compensated at the rate specified for each classification for the time actually worked therein: Provided, that the employer's payroll records accurately set forth the time spent in each classification in which work is performed. The wage determination (including any additional classification and wage rates conformed under 29 CFR 5.5(a)(1)(ii) and the Davis-Bacon poster (WH1321)) shall be posted at all times by the contractor and its subcontractors at the site of the work in a prominent and accessible place, where it can be easily seen by the workers.

(ii) Additional Classifications.

- (A) Any class of laborers or mechanics which is not listed in the wage determination and which is to be employed under the contract shall be classified in conformance with the wage determination. HUD shall approve an additional classification and wage rate and fringe benefits therefor only when the following criteria have been met:
- (1) The work to be performed by the classification requested is not performed by a classification in the wage determination;
 - (2) The classification is utilized in the area by the construction industry; and
 - (3) The proposed wage rate, including any bona fide fringe benefits, bears a reasonable relationship to the wage rates contained in the wage determination.
- (B) If the contractor, the laborers and mechanics to be employed in the classification (if known), or their representatives, and HUD or its designee agree on the proposed classification and wage rate (including the amount designated for fringe benefits, where appropriate), a report of the action taken shall be sent by HUD or its designee to the Administrator of the Wage and Hour Division ("Administrator"), Employment Standards Administration, U.S. Department of Labor, Washington, D.C. 20210. The Administrator, or an authorized representative, will approve, modify, or disapprove every additional classification action within 30 days of receipt and so advise HUD or its designee or will notify HUD or its designee within the 30-day period that additional time is necessary. (Approved by the Office of Management and Budget ("OMB") under OMB control number 1235-0023.)
- (C) In the event the contractor, the laborers or mechanics to be employed in the classification or their representatives, or HUD or its designee do not agree on the proposed classification and wage rate (including the amount designated for fringe benefits, where appropriate), HUD or its designee shall refer the questions, including the views of all interested parties and the recommendation of HUD or its designee, to the Administrator for determination. The Administrator, or an authorized representative, will issue a determination within 30 days of receipt and so advise HUD or its designee or will notify HUD or its designee within the 30-day period that additional time is necessary. (Approved by the Office of Management and Budget under OMB Control Number 1235-0023.)

- (D) The wage rate (including fringe benefits, where appropriate) determined pursuant to subparagraphs (1)(ii)(B) or (C) of this paragraph, shall be paid to all workers performing work in the classification under this Contract from the first day on which work is performed in the classification.
- (iii) Whenever the minimum wage rate prescribed in the contract for a class of laborers or mechanics includes a fringe benefit which is not expressed as an hourly rate, the contractor shall either pay the benefit as stated in the wage determination or shall pay another bona fide fringe benefit or an hourly cash equivalent thereof.
- (iv) If the contractor does not make payments to a trustee or other third person, the contractor may consider as part of the wages of any laborer or mechanic the amount of any costs reasonably anticipated in providing bona fide fringe benefits under a plan or program, Provided, that the Secretary of Labor has found, upon the written request of the contractor, that the applicable standards of the Davis-Bacon Act have been met. The Secretary of Labor may require the contractor to set aside in a separate account assets for the meeting of obligations under the plan or program. (Approved by the Office of Management and Budget under OMB Control Number 1235-0023.)
- (2) **Withholding.** HUD or its designee shall, upon its own action or upon written request of an authorized representative of the U.S. Department of Labor, withhold or cause to be withheld from the contractor under this contract or any other Federal contract with the same prime contractor, or any other Federally-assisted contract subject to Davis-Bacon prevailing wage requirements which is held by the same prime contractor, so much of the accrued payments or advances as may be considered necessary to pay laborers and mechanics, including apprentices, trainees and helpers, employed by the contractor or any subcontractor the full amount of wages required by the contract. In the event of failure to pay any laborer or mechanic, including any apprentice, trainee or helper, employed or working on the site of the work, all or part of the wages required by the contract, HUD or its designee may, after written notice to the contractor, sponsor, applicant, or owner, take such action as may be necessary to cause the suspension of any further payment, advance, or guarantee of funds until such violations have ceased. HUD or its designee may, after written notice to the contractor, disburse such amounts withheld for and on account of the contractor or subcontractor to the respective employees to whom they are due. The Department of Labor shall make such disbursements in the case of direct Davis-Bacon Act contracts.

(3) **Payrolls and basic records.**

- (i) **Maintaining Payroll Records.** Payrolls and basic records relating thereto shall be maintained by the contractor during the course of the work and preserved for a period of three years thereafter for all laborers and mechanics working at the site of the work. Such records shall contain the name, address, and social security number of each such worker, his or her correct classification(s), hourly rates of wages paid (including rates of contributions or costs anticipated for bona fide fringe benefits or cash equivalents thereof of the types described in Section 1(b)(2)(B) of the Davis-Bacon Act), daily and weekly number of hours worked, deductions made, and actual wages paid.

Whenever the Secretary of Labor has found, under 29 CFR 5.5(a)(1)(iv), that the wages of any laborer or mechanic include the amount of any costs reasonably anticipated in providing benefits under a plan or program described in Section 1(b)(2)(B) of the Davis-Bacon Act, the contractor shall maintain records which show that the commitment to provide such benefits is enforceable, that the plan or program is financially responsible, and that the plan or program has been communicated in writing to the laborers or mechanics affected, and records which show the costs anticipated or the actual cost incurred in providing such benefits.

Contractors employing apprentices or trainees under approved programs shall maintain written evidence of the registration of apprenticeship programs and certification of trainee programs, the registration of the apprentices and trainees, and the ratios and wage rates prescribed in the applicable programs. (Approved by the Office of Management and Budget under OMB Control Numbers 1235-0023 and 1215-0018)

(ii) **Certified Payroll Reports.**

- (A) The contractor shall submit weekly, for each week in which any contract work is performed, a copy of all payrolls to HUD or its designee if the agency is a party to the contract, but if the agency is not such a party, the contractor will submit the payrolls to the applicant sponsor, or owner, as the case may be, for transmission to HUD or its designee. The payrolls submitted shall set out accurately and completely all of the information required to be maintained under 29 CFR 5.5(a)(3)(i), except that full social security numbers and home addresses shall not be included on weekly transmittals. Instead, the payrolls only need to include an individually identifying number for each employee (e.g., the last four digits of the employee's social security number). The required weekly payroll information may be submitted in any form desired. Optional Form WH-347 is available for this purpose from the Wage and Hour Division Web site at <https://www.dol.gov/agencies/whd/forms> or its successor site. The prime contractor is responsible for the submission of copies of payrolls by all subcontractors.

Contractors and subcontractors shall maintain the full social security number and current address of each covered worker, and shall provide them upon request to HUD or its designee if the agency is a party to the contract, but if the agency is not such a party, the contractor will submit the payrolls to the applicant sponsor, or owner, as the case may be, for transmission to HUD or its designee, the contractor, or the Wage and Hour Division of the U.S. Department of Labor for purposes of an investigation or audit of compliance with prevailing wage requirements. It is not a violation of this subparagraph for a prime contractor to require a subcontractor to provide addresses and social security numbers to the prime contractor for its own records, without weekly submission to HUD or its designee. (Approved by the Office of Management and Budget under OMB Control Number 1235-0008.)

- (B) Each payroll submitted shall be accompanied by a “Statement of Compliance,” signed by the contractor or subcontractor or his or her agent who pays or supervises the payment of the persons employed under the contract and shall certify the following:
- (1) That the payroll for the payroll period contains the information required to be provided under 29 CFR 5.5(a)(3)(ii), the appropriate information is being maintained under 29 CFR 5.5(a)(3)(i), and that such information is correct and complete;
 - (2) That each laborer or mechanic (including each helper, apprentice, and trainee) employed on the contract during the payroll period has been paid the full weekly wages earned, without rebate, either directly or indirectly, and that no deductions have been made either directly or indirectly from the full wages earned, other than permissible deductions as set forth in 29 CFR Part 3;
 - (3) That each laborer or mechanic has been paid not less than the applicable wage rates and fringe benefits or cash equivalents for the classification of work performed, as specified in the applicable wage determination incorporated into the contract; and
- (C) The weekly submission of a properly executed certification set forth on the reverse side of Optional Form WH-347 shall satisfy the requirement for submission of the “Statement of Compliance” required by subparagraph (a)(3)(ii)(b).
- (D) The falsification of any of the above certifications may subject the contractor or subcontractor to civil or criminal prosecution under Section 1001 of Title 18 and Section 3729 of Title 31 of the United States Code.

(iii) The contractor or subcontractor shall make the records required under subparagraph (a)(3)(i) available for inspection, copying, or transcription by authorized representatives of HUD or its designee or the U.S. Department of Labor, and shall permit such representatives to interview employees during working hours on the job. If the contractor or subcontractor fails to submit the required records or to make them available, HUD or its designee may, after written notice to the contractor, sponsor, applicant, or owner, take such action as may be necessary to cause the suspension of any further payment, advance, or guarantee of funds. Furthermore, failure to submit the required records upon request or to make such records available may be grounds for debarment action pursuant to 29 CFR 5.12.

(4) Apprentices and Trainees.

(i) **Apprentices.** Apprentices will be permitted to work at less than the predetermined rate for the work they performed when they are employed pursuant to and individually registered in a bona fide apprenticeship program registered with the U.S. Department of Labor, Employment and Training Administration, Office of Apprenticeship Training, Employer and Labor Services, or with a State Apprenticeship Agency recognized by the Office, or if a person is employed in his or her first 90 days of probationary employment as an apprentice in such an apprenticeship program, who is not individually registered in the program, but who has been certified by the Office of Apprenticeship Training, Employer and Labor Services, or a State Apprenticeship Agency (where appropriate), to be eligible for probationary employment as an apprentice.

The allowable ratio of apprentices to journeymen on the job site in any craft classification shall not be greater than the ratio permitted to the contractor as to the entire work force under the registered program. Any worker listed on a payroll at an apprentice wage rate, who is not registered or otherwise employed as stated above, shall be paid not less than the applicable wage rate on the wage determination for the classification of work actually performed. In addition, any apprentice performing work on the job site in excess of the ratio permitted under the registered program shall be paid not less than the applicable wage rate on the wage determination for the work actually performed. Where a contractor is performing construction on a project in a locality other than that in which its program is registered, the ratios and wage rates (expressed in percentages of the journeyman’s hourly rate) specified in the contractor’s or subcontractor’s registered program shall be observed.

Every apprentice must be paid at not less than the rate specified in the registered program for the apprentice’s level of progress, expressed as a percentage of the journeymen hourly rate specified in the applicable wage determination. Apprentices shall be paid fringe benefits in accordance with the provisions of the apprenticeship program.

If the apprenticeship program does not specify fringe benefits, apprentices must be paid the full amount of fringe benefits listed on the wage determination for the applicable classification. If the Administrator determines that a different practice prevails for the applicable apprentice classification, fringe benefits shall be paid in accordance with that determination. In the event the Office of Apprenticeship Training, Employer and Labor Services, or a State Apprenticeship Agency recognized by the Office, withdraws approval of an apprenticeship program, the contractor will no longer be permitted to utilize apprentices at less than the applicable predetermined rate for the work performed until an acceptable program is approved.

- (ii) **Trainees.** Except as provided in 29 CFR 5.16, trainees will not be permitted to work at less than the predetermined rate for the work performed, unless they are employed pursuant to and individually registered in a program which has received prior approval, evidenced by formal certification by the U.S. Department of Labor, Employment and Training Administration. The ratio of trainees to journeymen on the job site shall not be greater than permitted under the plan approved by the Employment and Training Administration. Every trainee must be paid at not less than the rate specified in the approved program for the trainee's level of progress, expressed as a percentage of the journeyman hourly rate specified in the applicable wage determination. Trainees shall be paid fringe benefits in accordance with the provisions of the trainee program. If the trainee program does not mention fringe benefits, trainees shall be paid the full amount of fringe benefits listed on the wage determination unless the Administrator of the Wage and Hour Division determines that there is an apprenticeship program associated with the corresponding journeyman wage rate on the wage determination which provides for less than full fringe benefits for apprentices. Any employee listed on the payroll at a trainee rate who is not registered and participating in a training plan approved by the Employment and Training Administration shall be paid not less than the applicable wage rate on the wage determination for the work actually performed.

In addition, any trainee performing work on the job site in excess of the ratio permitted under the registered program shall be paid not less than the applicable wage rate on the wage determination for the work actually performed. In the event the Employment and Training Administration withdraws approval of a training program, the contractor will no longer be permitted to utilize trainees at less than the applicable predetermined rate for the work performed until an acceptable program is approved.

- (iii) **Equal employment opportunity.** The utilization of apprentices, trainees, and journeymen under 29 CFR Part 5 shall be in conformity with the equal employment opportunity requirements of Executive Order 11246, as amended, and 29 CFR Part 30.
- (5) **Compliance with Copeland Act requirements.** The contractor shall comply with the requirements of 29 CFR Part 3, which are incorporated by reference in this Contract.
- (6) **Subcontracts.** The contractor or subcontractor will insert in any subcontracts the clauses contained in subparagraphs (1) through (11) in this paragraph (a) and such other clauses as HUD or its designee may, by appropriate instructions, require, and a copy of the applicable prevailing wage decision, and also a clause requiring the subcontractors to include these clauses in any lower tier subcontracts. The prime contractor shall be responsible for the compliance by any subcontractor or lower tier subcontractor with all the contract clauses in this paragraph.
- (7) **Contract termination; debarment.** A breach of the contract clauses in 29 CFR 5.5 may be grounds for termination of the contract and for debarment as a contractor and a subcontractor as provided in 29 CFR 5.12.
- (8) **Compliance with Davis-Bacon and Related Act Requirements.** All rulings and interpretations of the Davis-Bacon and Related Acts contained in 29 CFR Parts 1, 3, and 5 are herein incorporated by reference in this Contract.
- (9) **Disputes concerning labor standards.** Disputes arising out of the labor standards provisions of this Contract shall not be subject to the general disputes clause of this Contract. Such disputes shall be resolved in accordance with the procedures of the U.S. Department of Labor set forth in 29 CFR Parts 5, 6, and 7. Disputes within the meaning of this clause include disputes between the contractor (or any of its subcontractors) and HUD or its designee, the U.S. Department of Labor, or the employees or their representatives.
- (10) **Certification of Eligibility.**
- (i) By entering into this Contract, the contractor certifies that neither it (nor he or she) nor any person or firm who has an interest in the contractor's firm is a person or firm ineligible to be awarded Government contracts by virtue of Section 3(a) of the Davis-Bacon Act or 29 CFR 5.12(a)(1) or to be awarded HUD contracts or participate in HUD programs pursuant to 24 CFR Part 24.

(ii) No part of this Contract shall be subcontracted to any person or firm ineligible for award of a Government contract by virtue of Section 3(a) of the Davis-Bacon Act or 29 CFR 5.12(a)(1) or to be awarded HUD contracts or participate in HUD programs pursuant to 24 CFR Part 24.

(iii) Anyone who knowingly makes, presents, or submits a false, fictitious, or fraudulent statement, representation or certification is subject to criminal, civil and/or administrative sanctions, including fines, penalties, and imprisonment (e.g., 18 U.S.C. §§ 287, 1001, 1010, 1012; 31 U.S.C. §§ 3729, 3802).

(11) Complaints, Proceedings, or Testimony by Employees. No laborer or mechanic, to whom the wage, salary, or other labor standards provisions of this Contract are applicable, shall be discharged or in any other manner discriminated against by the contractor or any subcontractor because such employee has filed any complaint or instituted or caused to be instituted any proceeding or has testified or is about to testify in any proceeding under or relating to the labor standards applicable under this Contract to his employer.

B. CONTRACT WORK HOURS AND SAFETY STANDARDS ACT

The provisions of this paragraph (b) are applicable where the amount of the prime contract exceeds **\$100,000**. As used in this paragraph, the terms "laborers" and "mechanics" include watchmen and guards.

(1) Overtime requirements. No contractor or subcontractor contracting for any part of the contract work, which may require or involve the employment of laborers or mechanics, shall require or permit any such laborer or mechanic in any workweek in which the individual is employed on such work to work in excess of 40 hours in such workweek, unless such laborer or mechanic receives compensation at a rate not less than one and one-half times the basic rate of pay for all hours worked in excess of 40 hours in such workweek.

(2) Violation; liability for unpaid wages; liquidated damages. In the event of any violation of the clause set forth in subparagraph B(1) of this paragraph, the contractor, and any subcontractor responsible therefor, shall be liable for the unpaid wages. In addition, such contractor and subcontractor shall be liable to the United States (in the case of work done under contract for the District of Columbia or a territory, to such District or to such territory) for liquidated damages. Such liquidated damages shall be computed with respect to each individual laborer or mechanic, including watchmen and guards, employed in violation of the clause set forth in subparagraph B(1) of this paragraph, in the sum of **\$27** for each calendar day on which such individual was required or permitted to work in excess of the standard workweek of 40 hours without payment of the overtime wages required by the clause set forth in subparagraph B(1) of this paragraph. In accordance with the Federal Civil Penalties Inflation Adjustment Act of 1990 (28 U.S.C. § 2461 Note), the Department of Labor adjusts this civil monetary penalty for inflation no later than January 15 each year.

(3) Withholding for unpaid wages and liquidated damages. HUD or its designee shall, upon its own action or upon written request of an authorized representative of the U.S. Department of Labor, withhold or cause to be withheld from any moneys payable on account of work performed by the contractor or subcontractor under any such contract, or any other Federal contract with the same prime contract, or any other Federally-assisted contract subject to the Contract Work Hours and Safety Standards Act which is held by the same prime contractor, such sums as may be determined to be necessary to satisfy any liabilities of such contractor or subcontractor for unpaid wages and liquidated damages, as provided in the clause set forth in subparagraph B(2) of this paragraph.

(4) Subcontracts. The contractor or subcontractor shall insert in any subcontracts the clauses set forth in subparagraph B(1) through (4) of this paragraph and also a clause requiring the subcontractors to include these clauses in any lower tier subcontracts. The prime contractor shall be responsible for compliance by any subcontractor or lower tier subcontractor with the clauses set forth in subparagraphs B(1) through (4) of this paragraph.

C. HEALTH AND SAFETY

The provisions of this paragraph (c) are applicable where the amount of the prime contract exceeds **\$100,000**.

(1) No laborer or mechanic shall be required to work in surroundings or under working conditions which are unsanitary, hazardous, or dangerous to his or her health and safety, as determined under construction safety and health standards promulgated by the Secretary of Labor by regulation.

(2) The contractor shall comply with all regulations issued by the Secretary of Labor pursuant to 29 CFR Part 1926 and failure to comply may result in imposition of sanctions pursuant to the Contract Work Hours and Safety Standards Act, (Public Law 91-54, 83 Stat 96), 40 U.S.C. § 3701 et seq.

(3) The contractor shall include the provisions of this paragraph in every subcontract, so that such provisions will be binding on each subcontractor. The contractor shall take such action with respect to any subcontractor as the Secretary of Housing and Urban Development or the Secretary of Labor shall direct as a means of enforcing such provisions.

HUD REQUIRED GENERAL CONTRACTOR AND SUB-CONTRACTOR FORMS

THESE FORMS WILL NEED TO BE COMPLETED BY THE SUCCESSFUL BIDDER(S)

- Notification to the Office of Federal Contract Compliance Programs: This form applies to the successful bidder(s) and all subcontractors with contracts of \$10,000 or greater. Mail this form to U.S. Department of Labor. Copies to Owner and DuPage County.

ORIGINALS OF ALL OF THE FOLLOWING FORMS MUST BE SENT TO OWNER

- Ownership Form
- Contractor / Subcontractor Labor Relations Agreement
- Apprenticeship Policy Recognition Form
- Section 3 Forms
 - Complete as applicable
- Certified Payroll (Weekly Reports) (Two page form with payroll on first page and statement of compliance on second page.)

Note: DuPage County Community Development Commission (CDC) is the DuPage County office responsible for administering HUD funds. This project is funded in whole or part via a grant of HUD funds from DuPage County to the Owner / Subgrantee.

Informational Materials Attached: Sample Labor Relations Agreement; Section 3 Initiative and Compliance summary; Instructions for Completing Certified Payrolls and Statement of Compliance; Categorizing Foremen, Supervisors, Owners, and Other Employees on Certified Payrolls; Sample Payroll; Sample Statement of Compliance.

HUD = United States Department of Housing and Urban Development

COPY

**NOTIFICATION TO THE OFFICE OF FEDERAL
CONTRACT COMPLIANCE PROGRAMS (OFCCP)**

To be completed and mailed within 10 business days of contract signing. Send original to the Office of Federal Contract Compliance and photocopy to DuPage County Address at bottom of letter.

Date: May 30, 2023

Michael Thomas, District Director
Office of Federal Contract Compliance Programs
U.S. Department of Labor – Employment Standards Administration
Chicago District Office
230 S. Dearborn St., Room 434
Chicago, IL 60604

Please be advised that the following contract in excess of \$10,000 has been awarded:

Program: CDBG

Contractor: R. W. Dunteman Company

Contractor Address: 600 South Lombard Road, Addison, IL 60101

Contractor Telephone: 630.953.1500

Contractor Employer ID Number: 36-2130857

\$ Amount of Contract: \$1,496,030.00

Construction Start Date: TBD

Construction Completion Date: _____

Project No. CD22-02

Project Location: Michigan Avenue and Vermont Street, Villa Park, DuPage County, IL

Signed: 

Printed Name: Roland W. Dunteman Company

Title: President

CC: DuPage County Community Development
421 N. County Farm Rd, Room 2-800
Wheaton, IL 60187

CC: _____

Attn: _____



Attn: _____

CONTRACTOR/SUBCONTRACTOR LABOR RELATIONS AGREEMENT (LRA)

Project Name	Michigan Avenue and Vermont Street Improvements	Project #	CD22-02
Project Address	Michigan Avenue and Vermont Street	Contract Amount	1,496,030.00
Contractor Name	R. W. Dunteman Company	Type	<input checked="" type="checkbox"/> GC <input type="checkbox"/> Subcontractor
<i>If SUBCONTRACTOR provide name of contracting company</i>			
Address of Business	600 South Lombard Road		
Contact Person	Christopher Cwiklinski	Title	Vice President, Project Management
Telephone #	630.953.1500	Fax #	630.932.0994
Email Address	ccwiklinski@rwdco.com	FIN (IRS) #	36-2130857

1. Is the contractor named above supplying materials only? No (continue to question 2.) Yes (Material suppliers do not have to complete this form, but any labor subcontractors hired for installation of these materials must be disclosed and must complete all HUD forms.)

2. The following persons are hereby authorized to complete and sign all payroll forms and records for the above project:

Name/Title:	C. J. Montalbano, Project Administrator	Signature:	
Name/Title:	Jennifer Pauling, Payroll Manager	Signature:	

3. I HAVE HAVE NOT received a copy of the applicable Davis-Bacon wage rates for the above project and I understand that Federal Prevailing Wage Rates apply to this project.

4. In the section below, please list the hourly wage and fringe benefits by job classification and group number of each trade employed by your company. Mark how benefits are paid. Total wages must meet Davis-Bacon minimums.

Job Classification # (for DuPage)	ENGLID 150-024
Group # (if applicable)	1
Hourly Wage Rate:	53.30
Hourly Fringe Benefits:	46
<i>Fringe Benefits paid</i>	<input type="checkbox"/> in cash <input checked="" type="checkbox"/> into plan(s)
TOTAL (wages + fringe)	99.30

Job Classification # (for DuPage)	ENGLID 150-024
Group # (if applicable)	5
Hourly Wage Rate:	48.10
Hourly Fringe Benefits:	46
<i>Fringe Benefits paid</i>	<input type="checkbox"/> in cash <input checked="" type="checkbox"/> into plan(s)
TOTAL (wages + fringe)	94.10

Job Classification # (for DuPage)	ENGLID 150-024
Group # (if applicable)	2
Hourly Wage Rate:	52.75
Hourly Fringe Benefits:	46
<i>Fringe Benefits paid</i>	<input type="checkbox"/> in cash <input checked="" type="checkbox"/> into plan(s)
TOTAL (wages + fringe)	98.75


Job Classification # (for DuPage)	LABO 0002-004
Group # (if applicable)	1
Hourly Wage Rate:	42.72
Hourly Fringe Benefits:	28.19
<i>Fringe Benefits paid</i>	<input type="checkbox"/> in cash <input checked="" type="checkbox"/> into plan(s)
TOTAL (wages + fringe)	70.91

Job Classification # (for DuPage)	ENGLID 150-024
Group # (if applicable)	3
Hourly Wage Rate:	50.70
Hourly Fringe Benefits:	46
<i>Fringe Benefits paid</i>	<input type="checkbox"/> in cash <input checked="" type="checkbox"/> into plan(s)
TOTAL (wages + fringe)	96.70

Job Classification # (for DuPage)	PLASO 803-001
Group # (if applicable)	
Hourly Wage Rate:	38
Hourly Fringe Benefits:	24.03
<i>Fringe Benefits paid</i>	<input type="checkbox"/> in cash <input checked="" type="checkbox"/> into plan(s)
TOTAL (wages + fringe)	62.03

WARNING: U.S. CRIMINAL CODE, SECTION 1010, TITLE 18, U.S.C., PROVIDES IN PART: "WHOEVER...MAKES, PASSES, UTTERS, OR PUBLISHES ANY STATEMENT, KNOWING THE SAME TO BE FALSE...SHALL BE FINED NOT MORE THAN \$5,000 OR IMPRISONED NOT MORE THAN TWO YEARS, OR BOTH."

The undersigned certifies that (s)he is an owner/officer of the contractor and further certifies compliance with all Federal EEO requirements:


 Signature _____ Date 05/24/23
 Roland W. Dunteman, III _____ President
 Print Name _____ Title



Based on Contract Documents
Pg 1 of 2

CONTRACTOR/SUBCONTRACTOR LABOR RELATIONS AGREEMENT (LRA)

Project Name	Michigan Avenue and Vermont Street Improvements	Project #	CD22-02
Project Address	Michigan Avenue and Vermont Street	Contract Amount	1,496,030.00
Contractor Name	R. W. Dunteman Company	Type	<input checked="" type="checkbox"/> GC <input type="checkbox"/> Subcontractor
<i>If SUBCONTRACTOR provide name of contracting company</i>			
Address of Business	600 South Lombard Road		
Contact Person	Christopher Cwiklinski	Title	Vice President, Project Management
Telephone #	630.953.1500	Fax #	630.932.0994
Email Address	ccwiklinski@rwdco.com	FIN (IRS) #	36-2130857

1. Is the contractor named above supplying materials only? No (continue to question 2.) Yes (Material suppliers do not have to complete this form, but any labor subcontractors hired for installation of these materials must be disclosed and must complete all HUD forms.)

2. The following persons are hereby authorized to complete and sign all payroll forms and records for the above project:

Name/Title:	C. J. Montalbano, Project Administrator	Signature:	
Name/Title:	Jennifer Pauling, Payroll Manager	Signature:	

3. I HAVE HAVE NOT received a copy of the applicable Davis-Bacon wage rates for the above project and I understand that Federal Prevailing Wage Rates apply to this project.

4. In the section below, please list the hourly wage and fringe benefits by job classification and group number of each trade employed by your company. Mark how benefits are paid. Total wages must meet Davis-Bacon minimums.

Job Classification # (for DuPage)	TEAM 0 673-003
Group # (if applicable)	5 AX1C
Hourly Wage Rate:	38.82
Hourly Fringe Benefits:	21.78
<i>Fringe Benefits paid</i>	<input type="checkbox"/> in cash <input checked="" type="checkbox"/> into plan(s)
TOTAL (wages + fringe)	60.60

Job Classification # (for DuPage)	
Group # (if applicable)	
Hourly Wage Rate:	
Hourly Fringe Benefits:	
<i>Fringe Benefits paid</i>	<input type="checkbox"/> in cash <input type="checkbox"/> into plan(s)
TOTAL (wages + fringe)	

Job Classification # (for DuPage)	TEAM 0 673-003
Group # (if applicable)	4 AX1C
Hourly Wage Rate:	38.62
Hourly Fringe Benefits:	21.78
<i>Fringe Benefits paid</i>	<input type="checkbox"/> in cash <input checked="" type="checkbox"/> into plan(s)
TOTAL (wages + fringe)	60.40

Job Classification # (for DuPage)	
Group # (if applicable)	
Hourly Wage Rate:	
Hourly Fringe Benefits:	
<i>Fringe Benefits paid</i>	<input type="checkbox"/> in cash <input type="checkbox"/> into plan(s)
TOTAL (wages + fringe)	

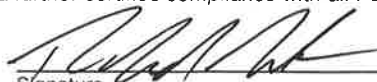
Job Classification # (for DuPage)	TEAM 0 673-003
Group # (if applicable)	3 AX1C
Hourly Wage Rate:	38.47
Hourly Fringe Benefits:	21.78
<i>Fringe Benefits paid</i>	<input type="checkbox"/> in cash <input checked="" type="checkbox"/> into plan(s)
TOTAL (wages + fringe)	60.25

Job Classification # (for DuPage)	
Group # (if applicable)	
Hourly Wage Rate:	
Hourly Fringe Benefits:	
<i>Fringe Benefits paid</i>	<input type="checkbox"/> in cash <input type="checkbox"/> into plan(s)
TOTAL (wages + fringe)	

WARNING: U.S. CRIMINAL CODE, SECTION 1010, TITLE 18, U.S.C., PROVIDES IN PART: "WHOEVER...MAKES, PASSES, UTTERS, OR PUBLISHES ANY STATEMENT, KNOWING THE SAME TO BE FALSE...SHALL BE FINED NOT MORE THAN \$5,000 OR IMPRISONED NOT MORE THAN TWO YEARS, OR BOTH."

The undersigned certifies that (s)he is an owner/officer of the contractor and further certifies compliance with all Federal EEO requirements:

*Based on Contract Documents
PG 2 of 2*

	05/24/23
Signature	Date
Roland W. Dunteman, III	President
Print Name	Title

Handwritten text at the top of the page, possibly a title or header.

Handwritten text block in the middle of the page, consisting of several lines.

Second handwritten text block in the middle of the page, continuing the notes.

Third handwritten text block in the middle of the page, possibly a conclusion or summary.

Labor Relations Agreement

Job Classification # (for DuPage)	LABO002-003
Group # (if applicable)	1
Hourly Wage Rate:	\$35.20
Hourly Fringe Benefits:	\$21.45
<i>Fringe Benefits paid</i>	<input type="checkbox"/> in cash <input checked="" type="checkbox"/> into plan(s)
TOTAL (wages + fringe)	\$56.65

IRONWORKER.....\$ 39.39 38.89

LABO002-003 06/01/2017

Job Classification #

DU PAGE COUNTY

	Rates	Fringes
LABOREP		
GROUP 1.....	\$ 41.20	27.47
GROUP 2.....	\$ 41.20	27.47
GROUP 3.....	\$ 41.28	27.47
GROUP 4.....	\$ 41.30	27.47
GROUP 5.....	\$ 41.40	27.47
GROUP 6.....	\$ 41.40	27.47
GROUP 7.....	\$ 41.43	27.47
GROUP 8.....	\$ 41.53	27.47
GROUP 9.....	\$ 41.55	27.47
GROUP 10.....	\$ 41.75	27.47
GROUP 11.....	\$ 41.78	27.47
GROUP 12.....	\$ 41.40	27.47

LABORER CLASSIFICATIONS

GROUP 1: Building laborers, Plasterer tenders, Pumps for Dewatering & other Unclassified Laborers

GROUP 2: Fireproofing and fire shop laborers

APPRENTICESHIP POLICY RECOGNITION FORM

This form has been provided by the DuPage Community Development Commission (CDC) for the contractor's benefit to fully understand the requirements that surround the use of apprentices and trainees on federally funded projects. You are encouraged by the CDC to assign apprentices to this project and this document discloses key requirements that will help contractors avoid infractions which necessitate wage restitution. By filling out this form, you are only demonstrating your awareness of the policies regarding apprentices and government work. After completing this form, please return it to the property owner to hand into to the CDC.

Project Name	Michigan Avenue and Vermont Street Improvements	Project #	CD22-02
Project Address	Michigan Avenue and Vermont Street	Contract Amount	1,496,030.00
Contractor Name	R. W. Dunteman Company	Type	<input checked="" type="checkbox"/> GC <input type="checkbox"/> Subcontractor
<i>If SUBCONTRACTOR provide name of contracting company</i>			
Address of Business	600 South Lombard Road		
Contact Person	Christopher Cwiklinski	Title	Vice President, Project Management
Telephone #	630.953.1500	Fax #	630.932.0994
Email Address	ccwiklinski@rwdco.com	FIN (IRS) #	36-2130857

Federal regulations stipulate that apprentices and trainees (hereinafter "apprentices") assigned to a federally funded project are required to be accompanied by a qualified journeyman worker of the same trade. This means that apprentices are not to perform work on the *project* without proper supervision. Superintendents, company inspectors, managing supervisors, foremen, or any other person employed as contractor administration, do not qualify as a labor-mentoring agent. On each certified payroll, a journeyman's hours must match an apprentice's hours each day. There are no exceptions to this policy.

Should an apprentice perform work *alone* on the premises of the above stated project, Davis-Bacon Wage Determinations will apply and the apprentice must be paid the minimum prevailing wage for his or her time. Restitution must be paid to the employee in the manner of the difference between the prevailing wage and the apprentice's wage.


Do you plan on using apprentices for the above referenced project?	<input type="checkbox"/> Yes	<input checked="" type="checkbox"/> No
Are your apprentices registered with the Bureau of Apprenticeship and Training? <i>Through UNION</i>	<input checked="" type="checkbox"/> Yes	<input checked="" type="checkbox"/> No

If not, you must register all apprentices with the Bureau. You can reach the local office at: (312) 596-5500. Return evidence of registration to the property owner.

List below the names and status of the apprentices likely planned for work on this project. Listing does not bind the contractor to assigning these apprentices and trainees:

Apprentice/Trainee Name	Year/Level	Registered	Wage/hour

I am now fully aware of the federal apprentice/trainee policies involving the above referenced project and will keep a copy of this disclaimer in the project file:

	05/24/23
Signature	Date
Roland W. Dunteman, III	President
Print Name	Title

DU PAGE COUNTY - SECTION 3 INITIATIVE OVERVIEW

Federal grant funds awarded by DuPage County to this project are subject to Section 3 compliance as provided in 24 CFR Part 75. The purpose of Section 3 is to ensure that employment and other economic opportunities generated by certain HUD financial assistance shall, to the greatest extent feasible, and consistent with existing federal, state, and local laws and regulations, be directed to low- and very low-income persons, particularly those who are recipients of government assistance for housing, and to business concerns which provide economic opportunities to low- and very low-income persons. All contractors providing labor on projects with over \$200,000 of either HUD 's Community Development Block Grant (CDBG) or HOME Investment Partnership financial assistance are subject to Section 3 and must complete the following documents (as applicable):

- 1. INITIATIVE OVERVIEW**
- 2. ACKNOWLEDGEMENT OF COMPLIANCE REQUIREMENTS**
- 3. SECTION 3 CERTIFICATIONS:**
 - A. Compliance Certification
 - B. Business Self-Certification
 - C. Laborer Self-Certification
- 4. OUTREACH:**
 - A. Employee Resource Guide
 - B. Employer Outreach Guide
 - C. Employee Jobsite Notification
 - D. Employer Project Notification
- 5. JOBSITE REPORT – LABOR HOURS**
- 6. DEFINITIONS AND FREQUENTLY ASKED QUESTIONS**
- 7. CDC SECTION 3 PROCEDURES**

DuPage County is responsible for executing Section 3 compliance and reporting the outcomes of these efforts. Specifically, under this regulation, DuPage County is responsible for:

1. Informing any subrecipients, developers, general contractors, contractors, and subcontractors of the requirements of Part 75;
2. Monitor the performance of projects and contractors for the requirements and objectives of Part 75;
3. Notify potential contractors and subcontractors of Section 3 covered opportunities open for bid; and
4. Collect and report documentation in respect to all efforts to achieve Section 3 participation.

Projects receiving HUD-funded assistance greater than \$200,000 are covered by Section 3. Contractors subject to Section 3 compliance, to the greatest extent feasible, are responsible for:

1. Contracting or hiring locally
2. Contracting at least 25% of the project labor hours with Section 3 business concerns and/or workers
3. Hiring new employees who qualify as a Section 3 worker or Section 3 targeted worker
4. Refraining from entering into contracts with businesses in violation of Section 3
5. Documenting all efforts, actions taken, results, and/or impediments to achieving Section 3 obligations for submission to the DuPage Community Development Commission

Noncompliance, involving the disregard of actions to be taken and/or documentation of those efforts, whether successful or not, may result in delayed or non-payment of Federal grant awards.

For more information about Section 3 and to access DuPage County's Section 3 certification forms, visit:
https://www.dupageco.org/Community_Services/Community_Development_Commission/31074/

SECTION 3: ACKNOWLEDGEMENT OF COMPLIANCE REQUIREMENTS

Section 3 of the HUD Act of 1968 (12 U.S.C § 1701u) and its associated regulations (24 C.F.R. Part 75)

Project Name: Michigan Avenue and Vermont St **HUD Grant:** CDBG / HOME **HUD Assistance:** \$ _____

The requirements of Section 3 apply to contractors and subcontractors performing work on construction or rehabilitation projects for which the amount of HUD financial assistance exceeds \$200,000. All contractors and subcontractors, regardless of the funding total, must execute the following acknowledgement (referred to as the Acknowledgement of Compliance Requirements) to acknowledge they have reviewed and understand Section 3 compliance for the HUD-funded project.

Review and initial each statement:

 M HUD financial assistance for the project does / does not (circle one) exceed \$200,000.

 X M The parties will comply with HUD's regulations in 24 CFR part 75, which implement Section 3. The parties certify that they are under no impediment that would prevent them from complying with the Part 75 regulations.

 M The parties acknowledge noncompliance with HUD's regulations in 24 CFR part 75 may result in sanctions, termination of this contract for default, and debarment or suspension from future HUD-assisted contracts.

SECTION 3 BUSINESS CONCERN:

 M A Section 3 business concern is a business that meets at least one of the following criteria, documented within the last six-month period:

1. At least 51 percent owned and controlled by low- or very low-income persons;
2. Over 75 percent of the labor hours performed for the business over the prior three-month period are performed by Section 3 workers; or
3. A business at least 51 percent owned and controlled by current public housing residents or residents who currently live in Section 8-assisted housing.

SECTION 3 WORKER:

 M A Section 3 worker is any worker who currently fits, or when hired within the past five years fit, at least one of the following categories, as documented:

1. The worker's income for the previous or annualized calendar year is below the income limit established by HUD:

Individual Annual Income	1
80 % (gross income)	\$58,350

2. The worker is employed by a Section 3 business concern; or
3. The worker is a YouthBuild participant.

SECTION 3 TARGETED WORKER:

 M A Section 3 targeted worker is a worker who:

1. Is employed by a Section 3 business concern; or
2. Currently fits, or when hired fit, at least one of the following categories, as documented within the past five years:
 - a. Living within the service area or the neighborhood of the project, as defined in 24 CFR § 75.5; or
 - b. A YouthBuild participant.

SECTION 3: ACKNOWLEDGEMENT OF COMPLIANCE REQUIREMENTS

HIRING

 Contractors, to the greatest extent feasible, will fill vacant positions with Section 3 workers or Section 3 targeted workers. Any vacant employment positions, including training positions, that are filled *after* the contractor is selected but *before* the contract is executed, with persons other than those to whom the regulations of 24 CFR part 75 require employment opportunities to be directed, were not filled to circumvent the contractor's obligations under 24 CFR part 75.

REPORTING

 Contractors, to the greatest extent feasible, will make efforts to have Section 3 workers conduct 25 percent or more of the total number of labor hours worked by all workers on a Section 3 project and Targeted Section 3 workers conduct 5 percent or more of the total number of labor hours worked by all workers on a Section 3 project (This 5 percent is included as part of the 25 percent threshold).

 Contractors will track labor hours in pursuit of meeting the above outlined benchmarks.

EQUAL OPPORTUNITIES

 The parties agree affirmative action and equal employment opportunity to those who do business with the federal government. It is illegal to discriminate against a job applicant or an employee because of the person's race, color, religion, sex (including pregnancy), national origin, age (40 or older), disability or genetic information (medical history or predisposition to disease).

OUTREACH


 Contractors, to the greatest extent feasible, will conduct outreach to hire Section 3 workers and/or Section 3 targeted workers which includes, but is not limited to:

1. Notify labor organizations or representatives of workers of Section 3 preference, including job titles subject to hire, availability of apprenticeship and training positions, the qualifications for each; and the name and location of the person(s) taking applications for each of the positions; and the anticipated date the work shall begin
2. Provide technical assistance to help Section 3 workers compete for jobs.

 Contractors, to the greatest extent feasible, will support hired Section 3 workers and/or Section 3 targeted workers to ensure they have access to resources which includes, but is not limited to:

1. Provide training and/or apprenticeship opportunities.
2. Refer Section 3 workers to services supporting work readiness and retention (e.g., work readiness activities, interview clothing, test fees, transportation, childcare, financial literacy, etc.).
3. Notify laborers on the jobsite of the Section 3 worker qualifications to ensure all employees may complete eligibility certification.

The undersigned agrees to comply with the Section 3 Guidelines when applicable as referenced by HUD regulations in 24 CFR part 75 as amended.

Name/Title (printed)	Company	Signature
Roland W. Dunteman, III - President	R. W. Dunteman Company	

SECTION 3: COMPLIANCE CERTIFICATION

Please select a response to the below questions/statements.


1. Has the project been awarded over \$200,000 in HUD assistance? (Please consult the contracting organization if unsure).
 - Yes – continue to question 2
 - No – continue to the bottom of form, complete, sign, date. No additional forms required.

2. This project is receiving over \$200,000 of HUD assistance, and either the business itself, and/or any of its employees meet the definition of Section 3. (See Section 3 Acknowledgement of Compliance Requirements form for Business Concern and Worker criteria).
 - True – continue to question 3
 - False – continue to the bottom of form, complete, sign, date. No additional forms required.

3. Select how the Section 3 definition is met.
 - The business **and** one or more employees are Section 3 – continue to question 4
 - The business is Section 3; **no** employees are Section 3 – continue to question 4
 - The business is **not** Section 3; one or more employees **are** Section 3 – continue to question 4

4. Please list the employee(s) name(s) and job title which meet the definition of a Section 3 Worker:

Please print your name, company, title, and sign/date below.

Company Name	R. W. Dunteman Company
Name	Roland W. Dunteman, III
Job Title	President
Date	May 30, 2023
Signature	

Please complete the corresponding required Section 3 Forms:

Section 3 Business Self-Certification Form – Required from all businesses

Section 3 Laborer Self-Certification Form – Required if employee (laborer) of contractor/subcontractor is Section 3

SECTION 3 EMPLOYER SELF CERTIFICATION CHECKLIST

There are many ways to certify a Section 3 Business, Worker(s), or Targeted Section 3 Worker(s) under 24 CFR part 75:

For the following numbered items, please mark the checkbox that applies to your business with or

1. For a Business to qualify as a **Section 3 Business Concern**, certification must be provided that the company meets at least one of the following, please select ONE of the below options that applies:
- At least 51 percent owned and controlled by low- or very low-income persons; or
 - Over 75 percent of the labor hours performed for the business over the prior three-month period are performed by Section 3 workers; or
 - My business is at least 51 percent owned and controlled by current public housing residents or residents who currently live in Section 8-assisted housing.

None of the above apply to our company.

2. For a worker to qualify as a **Section 3 worker**, one of the following must be maintained:

- My company certifies that the income from this employer is below the income limit when based on an employer's calculation of what the worker's wage rate would translate to if annualized on a full-time basis; or
- My company certifies that our company is a Section 3 business concern; or

None of the above apply to our company.

3. For a worker to qualify as a **Targeted Section 3 worker**, the following must be maintained:

- My company's confirmation that our **worker's residence is currently within one mile of the work site or when hired resided within one mile of the work site, as documented within the last five years**, or, if fewer than 5,000 people live within one mile of a work site, within a circle centered on the work site that is sufficient to encompass a population of 5,000 people according to the most recent U.S. Census;
- My company certifies that our company is a Section 3 business concern; or

None of the above apply to our company.

Please use the below information to determine if your employee(s) meet the criteria for the first option of question #1. Low- and very low-income limits are defined in Section 3(b)(2) of the Housing Act of 1937 and are determined annually by HUD. These limits are typically established at 80 percent and 50 percent of the area median individual income. HUD income limits may be obtained from: <https://www.huduser.gov/portal/datasets/il.html>. This website also provides detailed explanations on how to calculate your annual income to compare it to this below income limits summary:

Individual Annual Income	1
80 % (gross income)	\$58,350

I certify that my employee(s) meet the requirements of the Section 3 worker/Targeted Section 3 worker
(If you checked the above box, please list the qualifying employees on the next page)


I certify that my employee(s) **DO NOT** meet the requirements of the Section 3 worker/Targeted Section 3 worker

4. Not all businesses will meet the requirements of a Business Concern or have Section 3 or Targeted Section 3 employees. In that case, the U.S. Department of Housing and Urban Development requires qualitative outreach

efforts be made to Section 3 workers. Please select all that apply to your company which demonstrate qualitative efforts put forth to meet federal Section 3 requirements:

- Engaged in outreach efforts to generate job applicants who are Targeted Section 3 workers.
- Provided training or apprenticeship opportunities.
- Provided technical assistance to help Section 3 workers compete for jobs (e.g., resume assistance, coaching).
- Provided or connected Section 3 workers with assistance in seeking employment including: drafting resumes, preparing for interviews, and finding job opportunities connecting residents to job placement services.
- Held one or more job fairs.
- Provided or referred Section 3 workers to services supporting work readiness and retention (e.g., work readiness activities, interview clothing, test fees, transportation, child care).
- Provided assistance to apply for/or attend community college, a four-year educational institution, or vocational/technical training.
- Assisted Section 3 workers to obtain financial literacy training and/or coaching.
- Engaged in outreach efforts to identify and secure bids from Section 3 business concerns.
- Provided technical assistance to help Section 3 business concerns understand and bid on contracts.
- Divided contracts into smaller jobs to facilitate participation by Section 3 business concerns.
- Provided bonding assistance, guaranties, or other efforts to support viable bids from Section 3 business concerns.
- Promoted use of business registries designed to create opportunities for disadvantaged and small businesses.
- Outreach, engagement, or referrals with the state one-stop system as defined in Section 121(e)(2) of the Workforce Innovation and Opportunity Act.

I affirm that the above statements are true, complete, and correct to the best of my knowledge and belief. I understand that businesses who misrepresent themselves as Section 3 business concerns and report false information to DuPage County may have their contracts terminated as default and be barred from ongoing and future considerations for contracting opportunities. I hereby certify, under penalty of law, that the information contained in this document is correct to the best of my knowledge.

Name (printed)	Company	Signature
Roland W. Dunteman, III	R. W. Dunteman Company	
Title	Project Name	Laborer Trade
President	Michigan Ave & Vermont St. Improvements	

SECTION 3 EMPLOYEE SELF CERTIFICATION CHECKLIST

The purpose of HUD's Section 3 program is to provide employment, training and contracting opportunities to low-income individual, particularly those who are recipients of government assistance for housing or other public assistance. **Your response is voluntary, confidential, and has no effect on your employment.**

There are many ways to certify a Section 3 Worker or Targeted Section 3 Worker under 24 CFR part 75:
For the following numbered items, please mark the checkbox that applies to you with or

1. For a worker to qualify as a **Section 3 worker**, one of the following must be maintained:
 - I certify that my income is below the income limit from the prior calendar year (see income limit below);
 - I certify that I participate in a means-tested program such as public housing or Section 8 assisted housing;
 - Certification from a PHA, or the owner or property manager of project-based Section 8-assisted housing, or the administrator of tenant-based Section 8-assisted housing that the worker is a participant in one of their programs;
 - My employer's certification that my income from that employer is below the income limit when based on an employer's calculation of what the worker's wage rate would translate to if annualized on a full-time basis; or
 - My employer's certification that I am a worker who is employed by a Section 3 business concern;
 - None of the above apply to me;
 - I prefer not to answer.

2. For a worker to qualify as a **Targeted Section 3 worker**, the following must be maintained:
 - My employer's confirmation that my residence is within one mile of the work site or, if fewer than 5,000 people live within one mile of a work site, within a circle centered on the work site that is sufficient to encompass a population of 5,000 people according to the most recent U.S. Census;
 - My employer's certification that I am employed by a Section 3 business concern; or
 - I certify that I am a YouthBuild participant;
 - None of the above apply to me;
 - I prefer not to answer.

Please use the below information to determine if you meet the criteria for the first and fourth options of question #1. Low- and very low-income limits are defined in Section 3(b)(2) of the Housing Act of 1937 and are determined annually by HUD. These limits are typically established at 80 percent and 50 percent of the area median individual income. HUD income limits may be obtained from: <https://www.huduser.gov/portal/datasets/il.html>. This website also provides detailed explanations on how to calculate your annual income to compare it to this below income limits summary:

Individual Annual Income	1
80 % (gross income)	\$58,350

- I certify that I meet the requirements of either the Section 3 worker or the Targeted Section 3 worker
- I certify that I **DO NOT** meet the requirements of either the Section 3 worker or the Targeted Section 3 worker

I affirm and hereby certify, under penalty of law, the information provided and the above selected statements are true, complete, and correct to the best of my knowledge and belief.

Name (printed)	Address	Employer
Signature	Project Name	Laborer Trade

Resources For Section 3 Workers

DuPage County Community Services

DuPage County Community Services aims to provide and support programs, services and partnerships that keep people safe in their homes, environments, and relationships; provide connections between those in need and the resources that support them; and help residents escape poverty, maintain independence, and achieve economic self-sufficiency. Some programs that may be of assistance are but not limited to, Community Services Block Grant (CSBG) Scholarship, Housing Assistance, Low Income Home Energy Assistance Program (LIHEAP), and Clothing and Household Good Vouchers, Transportation, and more. Additional program information can be found by visiting the DuPage County Community Services website or calling (630) 407-6500. [DuPage County IL – Community Services Home](#)

In addition, DuPage County Community Services uses and maintains an information system database accessible online for anyone. Residents can search for services such as childcare, car repair, food pantries, mental health, legal, and more. DuPage CRIS is free to use and contains over one thousand records of programs, qualification, and contacts. [Home \(dupagecris.org\)](#)

Northern Illinois Food Bank

Northern Illinois Food Bank is part of the Feeding America network aimed at getting nourishing food to people in need. They distribute meals through food pantries and meal programs throughout the United States. Food is free without any expectation of donation or repayment. [Find Your Local Food Bank | Feeding America](#)

YWCA

The YWCA provides early childcare programs that promote child development, and school readiness, while enabling parents the ability to obtain and retain employment. Programs such as childcare, Head Start, and Pre-K programs that help over 200,000 kids annually. [YWCA Child Care Services and Programming - YWCA USA](#)

H.O.M.E. DuPage

H.O.M.E. DuPage is a HUD-approved, nationally recognized organization that provides financial literacy education and counseling services. Staff work hand in hand with clients to guide them through issues such as credit repair, overcoming mortgage default, and other financial challenges as well as teaching budgeting, wise consumerism, and more. Programs in Financial Fitness, Homebuyer Education, and Gateway to Homeownership Orientation are offered to individuals and families with home and financial related assistance and education. [About H.O.M.E. DuPage - H.O.M.E DuPage \(homedupage.org\)](#)

WorkNet DuPage

WorkNet DuPage Career Business Center has a wealth of resources to assist in career development, including how-to guides, samples, and advice on resumes, interviewing skills, success at your new job and more. Eligible individuals may receive career counseling or qualify for grants to pay for local training programs to obtain new skills or professional certification. WorkNet DuPage also has a resource center where you can gain free access to computers, WiFi, copiers, fax machines, and printers. [Job Seekers - workNet DuPage Career Center](#)


People's Resource Center

People's Resource Center's Job Assistance Program helps unemployed or underemployed people in the community find jobs through mentoring and workshops focused on interview preparation. PRC connects our job seeking clients with their own volunteer job coach to build skills, help with resume and interview preparation, and plan for job searches. PRC partners with area libraries to allow the Jobs program to expand its reach into the community. Monthly workshops at the libraries are open to everyone. The popular topics include: Are you LinkedIn, Am I Ready for My Job Search?, Master the Phone and Virtual Interview, Negotiate the Job Offer, and 1:1 Mock Interviews. People's Resource Center also partners with area employers to connect pre-screened, qualified candidates with employers seeking to hire. [Job Assistance - People's Resource Center \(peoplesrc.org\)](#)



DuPageCRIS.org

Free service for DuPage County residents looking for health and social service resources.



Grow Your Business & Support Your Community with HUD Section 3



DUPAGECOUNTY



Below are some local resources you can use to hire qualified Section 3 employees:

College of DuPage

College of DuPage offers many Career and Technical Program Degrees and Certificates. College of DuPage also supports apprenticeship opportunities. Some of the fields include Applied Technology, Construction Management, Electromechanical Technology, Heating, Air Conditioning and Refrigeration, Welding and more.

[Project Hire-Ed Apprenticeship Program Employer Information \(cod.edu\)](https://www.cod.edu/project-hire-ed-apprenticeship-program-employer-information)

WorkNet DuPage

WorkNet DuPage Career Business Center is your source for help to hire, train, and retain a strong workforce. They offer Recruiting Assistance in the form of Job Postings, On-The-Job Training, and Incumbent Worker Training. Business Service representatives can assist in offering a range of customized training solutions to meet your business' needs such as Apprenticeship Programs and No-Cost Temporary Workers. [Employers - workNet DuPage Career Center](#)

People's Resource Center

People's Resource Center partners with area employers to connect pre-screened, qualified candidates with employers seeking to hire. They also host an online job posting and employment board as well as in-person and virtual career fairs. [Home - People's Resource Center \(peoplesrc.org\)](https://www.peoplesrc.org)

Business USA Mobile App

HUD and the U.S. Small Business Administration developed the BusinessUSA Mobile App as a centralized, one-stop platform to make it easier than ever for businesses to access services and to help them grow and hire. Small contractors, including Section 3 businesses, can use the app to learn about federally funded contracting opportunities. It also pulls together the best business information, events, services, tools, and advisors from federal, state and local governments. Or use BusinessUSA for helpful information, services, and tools. [Small Business | USAGov](#)

YouthBuild

YouthBuild is a short-term program where 16–24-year old's can earn their high school diploma or GED and acquire construction skills to perform construction-related community service projects. [YouthBuild | Qcu](#)



Are you a Section 3 Worker?

You may be a Section 3 worker if:

- Your income for the previous calendar year is below the HUD-established limit (see chart)
- You are employed by a Section 3 business concern; or
- You are a YouthBuild participant

Household Size	80% (gross income)
1	\$ 58,350
2	\$ 66,700
3	\$ 75,050
4	\$ 83,350
5	\$ 90,050
6	\$ 96,700

Any worker that fits the above description may be a Section 3 worker, and may be in need of additional resources.

For more information, contact your supervisor or DuPage County:

DuPage County Community Development
 421 N County Farm Road
 Room 2-800
 Wheaton, IL 60187

CONTACT
 (630) 407-6600
communitydev@dupageco.org

Looking **for**
work?

WE ARE HIRING!

A HUD-funded project is accepting applications:

PROJECT NAME

Location

Job Title – Trade	Start Date	Qualifications

****Additional training and apprenticeship opportunities may also be available****

To Apply or for More Information Contact:

NAME
POSITION, COMPANY
PHONE NUMBER / EMAIL
ADDRESS

(Company Logo Here)

OWNER COPY

OWNERSHIP FORM

CONTRACT

(To be completed by business owners)

Any contractor working on a federally funded project must be cleared through the Excluded Parties List System (EPLS) for identifying businesses and individuals that have been debarred or are otherwise ineligible to be paid with federal funds. Please complete this information so that such clearance may be performed by CDC staff.

PART 1 Business Information:

Legal Business Name	R.W. Dunteman Company		
Owner Name	Roland Dunteman, Jeffrey Dunteman, Paul Dunteman Jr., Matthew Dunteman		
Address of Business	600 S. Lombard Road, Addison, IL 60101		
Telephone #	630-953-1500	DUNS #	02-495-5270
Webpage (if available)	rwdunteman.com	FIN (IRS) #	36-2130857
Trade(s)	Asphalt & Concrete Paving, Excavation, General Contracting		

Indicate whether business is:

- Sole Proprietorship _____ Date Established: _____ BRC² _____
- Limited Liability Company _____
- Partnership _____ Date of Agreement: _____ BRC _____
- Corporation¹ X Date of Incorporation: 1927 TIN³ 36-2130857

¹ Does not include affiliates, wholly owned subsidiaries or divisions.
² Business Registration Certificate Number
³ Tax Identification Number

Has the firm done or is it currently doing business under another name?

Yes: _____ No: X

If yes, please provide the name and explain:

Is the spouse of the owner also involved in the business in any capacity (Vice President, secretary, etc)?

Yes: _____ No: X

If yes, please provide name and the title of the spouse:

Identify the names of all owners/principals of the company:

Name	Title	Business Name (if applicable)
Roland W. Dunteman	President	
Jeffrey Dunteman	V.P. Operations	
Matthew Dunteman	Secretary/Treasurer	
Paul Dunteman, Jr.	Management	

Is the firm in Good Standing with the State of Illinois? (This will be confirmed by CDC through a check of CyberDrive Illinois.)


Yes: X No: _____

If no, please explain:

PART 2 Other Concerns:

<input type="checkbox"/>	Business is owned by a minority person:	<input type="checkbox"/> African American	<input type="checkbox"/> Hispanic American
	<input type="checkbox"/> Other (Specify):	<input type="checkbox"/> Native American	<input type="checkbox"/> Asian/Pacific American
<input type="checkbox"/>	Business is woman owned.		

I certify that the above information is complete and accurate.



 Owner Signature Date
 Roland W. Dunteman President
 Print Name Title

**NOTIFICATION TO THE OFFICE OF FEDERAL
CONTRACT COMPLIANCE PROGRAMS (OFCCP)**

To be completed and mailed within 10 business days of contract signing. Send original to the Office of Federal Contract Compliance and photocopy to DuPage County Address at bottom of letter.

Date: _____

Michael Thomas, District Director
Office of Federal Contract Compliance Programs
U.S. Department of Labor – Employment Standards Administration
Chicago District Office
230 S. Dearborn St., Room 434
Chicago, IL 60604

Please be advised that the following contract in excess of \$10,000 has been awarded:

Program: _____

Contractor: _____

Contractor Address: _____

Contractor Telephone: _____

Contractor Employer ID Number: _____

\$ Amount of Contract: _____

Construction Start Date: _____

Construction Completion Date: _____

Project No. _____

Project Location: _____

Signed: _____

Printed Name: _____

Title: _____

CC: DuPage County Community Development
421 N. County Farm Rd, Room 2-800
Wheaton, IL 60187

CC: _____

Attn: _____

Attn: _____

CONTRACTOR/SUBCONTRACTOR LABOR RELATIONS AGREEMENT (LRA)

Table with contractor details: Project Name, Project Address, Contractor Name, Address of Business, Contact Person, Telephone #, Email Address, Project #, Contract Amount, Type, and FIN (IRS) #.

1. Is the contractor named above supplying materials only? [X] No (continue to question 2.) [] Yes (Material suppliers do not have to complete this form, but any labor subcontractors hired for installation of these materials must be disclosed and must complete all HUD forms.)

2. The following persons are hereby authorized to complete and sign all payroll forms and records for the above project:

Table with authorized signatories: Name/Title, Signature.

3. I [X] HAVE [] HAVE NOT received a copy of the applicable Davis-Bacon wage rates for the above project and I understand that Federal Prevailing Wage Rates apply to this project.

4. In the section below, please list the hourly wage and fringe benefits by job classification and group number of each trade employed by your company. Mark how benefits are paid. Total wages must meet Davis-Bacon minimums.

Table 1: Job Classification # (for DuPage) CARP0555-005 (Building), Group # n/a, Hourly Wage Rate \$41.52, Hourly Fringe Benefits \$25.47, TOTAL (wages + fringe) \$66.99.

Table 2: Job Classification # (for DuPage) LABO0002-003, Group # 1, Hourly Wage Rate \$35.20, Hourly Fringe Benefits \$21.45, TOTAL (wages + fringe) \$56.65.

Table 3: Job Classification # (for DuPage), Group #, Hourly Wage Rate, Hourly Fringe Benefits, TOTAL (wages + fringe) \$0.00.

Table 4: Job Classification # (for DuPage), Group #, Hourly Wage Rate, Hourly Fringe Benefits, TOTAL (wages + fringe) \$0.00.

Table 5: Job Classification # (for DuPage), Group #, Hourly Wage Rate, Hourly Fringe Benefits, TOTAL (wages + fringe) \$0.00.

Table 6: Job Classification # (for DuPage), Group #, Hourly Wage Rate, Hourly Fringe Benefits, TOTAL (wages + fringe) \$0.00.

WARNING: U.S. CRIMINAL CODE, SECTION 1010, TITLE 18, U.S.C., PROVIDES IN PART: "WHOEVER...MAKES, PASSES, UTTERS, OR PUBLISHES ANY STATEMENT, KNOWING THE SAME TO BE FALSE...SHALL BE FINED NOT MORE THAN \$5,000 OR IMPRISONED NOT MORE THAN TWO YEARS, OR BOTH."

The undersigned certifies that (s)he is an owner/officer of the contractor and further certifies compliance with all Federal EEO requirements:

Signature: Samuel Jones, Date: 04/01/2013, Print Name: Samuel Jones, Title: Owner/President.

CONTRACTOR/SUBCONTRACTOR LABOR RELATIONS AGREEMENT (LRA)

Project Name	Project Name	Project #	
Project Address		Contract Amount	
Contractor Name		Type	<input type="checkbox"/> GC <input type="checkbox"/> Subcontractor
<i>If SUBCONTRACTOR provide name of contracting company</i>			
Address of Business			
Contact Person		Title	
Telephone #		Fax #	
Email Address		FIN (IRS) #	

1. Is the contractor named above supplying materials only? No (continue to question 2.) Yes (Material suppliers do not have to complete this form, but any labor subcontractors hired for installation of these materials must be disclosed and must complete all HUD forms.)
2. The following persons are hereby authorized to complete and sign all payroll forms and records for the above project:

Name/Title:		Signature:	
Name/Title:		Signature:	

3. I HAVE HAVE NOT received a copy of the applicable Davis-Bacon wage rates for the above project and I understand that Federal Prevailing Wage Rates apply to this project.

4. In the section below, please list the hourly wage and fringe benefits by job classification and group number of each trade employed by your company. Mark how benefits are paid. Total wages must meet Davis-Bacon minimums.

Job Classification # (for DuPage)	
Group # (if applicable)	
Hourly Wage Rate:	
Hourly Fringe Benefits:	
<i>Fringe Benefits paid</i>	<input type="checkbox"/> in cash <input type="checkbox"/> into plan(s)
TOTAL (wages + fringe)	\$0.00

Job Classification # (for DuPage)	
Group # (if applicable)	
Hourly Wage Rate:	
Hourly Fringe Benefits:	
<i>Fringe Benefits paid</i>	<input type="checkbox"/> in cash <input type="checkbox"/> into plan(s)
TOTAL (wages + fringe)	\$0.00

Job Classification # (for DuPage)	
Group # (if applicable)	
Hourly Wage Rate:	
Hourly Fringe Benefits:	
<i>Fringe Benefits paid</i>	<input type="checkbox"/> in cash <input type="checkbox"/> into plan(s)
TOTAL (wages + fringe)	\$0.00

Job Classification # (for DuPage)	
Group # (if applicable)	
Hourly Wage Rate:	
Hourly Fringe Benefits:	
<i>Fringe Benefits paid</i>	<input type="checkbox"/> in cash <input type="checkbox"/> into plan(s)
TOTAL (wages + fringe)	\$0.00

Job Classification # (for DuPage)	
Group # (if applicable)	
Hourly Wage Rate:	
Hourly Fringe Benefits:	
<i>Fringe Benefits paid</i>	<input type="checkbox"/> in cash <input type="checkbox"/> into plan(s)
TOTAL (wages + fringe)	\$0.00

Job Classification # (for DuPage)	
Group # (if applicable)	
Hourly Wage Rate:	
Hourly Fringe Benefits:	
<i>Fringe Benefits paid</i>	<input type="checkbox"/> in cash <input type="checkbox"/> into plan(s)
TOTAL (wages + fringe)	\$0.00

WARNING: U.S. CRIMINAL CODE, SECTION 1010, TITLE 18, U.S.C., PROVIDES IN PART: "WHOEVER...MAKES, PASSES, UTTERS, OR PUBLISHES ANY STATEMENT, KNOWING THE SAME TO BE FALSE...SHALL BE FINED NOT MORE THAN \$5,000 OR IMPRISONED NOT MORE THAN TWO YEARS, OR BOTH."

The undersigned certifies that (s)he is an owner/officer of the contractor and further certifies compliance with all Federal EEO requirements:

Signature _____ Date _____

Print Name _____ Title _____

APPRENTICESHIP POLICY RECOGNITION FORM

This form has been provided by the DuPage Community Development Commission (CDC) for the contractor's benefit to fully understand the requirements that surround the use of apprentices and trainees on federally funded projects. You are encouraged by the CDC to assign apprentices to this project and this document discloses key requirements that will help contractors avoid infractions which necessitate wage restitution. By filling out this form, you are only demonstrating your awareness of the policies regarding apprentices and government work. After completing this form, please return it to the property owner to hand into to the CDC.

Project Name	Project Name	Project #	
Project Address		Contract Amount	
Contractor Name		Type	<input type="checkbox"/> GC <input type="checkbox"/> Subcontractor
<i>If SUBCONTRACTOR provide name of contracting company</i>			
Address of Business			
Contact Person		Title	
Telephone #		Fax #	
Email Address		FIN (IRS) #	

Federal regulations stipulate that apprentices and trainees (hereinafter "apprentices") assigned to a federally funded project are required to be accompanied by a qualified journeyman worker of the same trade. This means that apprentices are not to perform work on the *project* without proper supervision. Superintendents, company inspectors, managing supervisors, foremen, or any other person employed as contractor administration, do not qualify as a labor-mentoring agent. On each certified payroll, a journeyman's hours must match an apprentice's hours each day. There are no exceptions to this policy.

Should an apprentice perform work *alone* on the premises of the above stated project, Davis-Bacon Wage Determinations will apply and the apprentice must be paid the minimum prevailing wage for his or her time. Restitution must be paid to the employee in the manner of the difference between the prevailing wage and the apprentice's wage.

Do you plan on using apprentices for the above referenced project?	<input type="checkbox"/> Yes	<input type="checkbox"/> No
Are your apprentices registered with the Bureau of Apprenticeship and Training?	<input type="checkbox"/> Yes	<input type="checkbox"/> No

If not, you must register all apprentices with the Bureau. You can reach the local office at: (312) 596-5500. Return evidence of registration to the property owner.

List below the names and status of the apprentices likely planned for work on this project. Listing does not bind the contractor to assigning these apprentices and trainees:

Apprentice/Trainee Name	Year/Level	Registered	Wage/hour

I am now fully aware of the federal apprentice/trainee policies involving the above referenced project and will keep a copy of this disclaimer in the project file:

_____ Signature	_____ Date
_____ Print Name	_____ Title

DU PAGE COUNTY - SECTION 3 INITIATIVE OVERVIEW

Federal grant funds awarded by DuPage County to this project are subject to Section 3 compliance as provided in 24 CFR Part 75. The purpose of Section 3 is to ensure that employment and other economic opportunities generated by certain HUD financial assistance shall, to the greatest extent feasible, and consistent with existing federal, state, and local laws and regulations, be directed to low- and very low-income persons, particularly those who are recipients of government assistance for housing, and to business concerns which provide economic opportunities to low- and very low-income persons. All contractors providing labor on projects with over \$200,000 of either HUD 's Community Development Block Grant (CDBG) or HOME Investment Partnership financial assistance are subject to Section 3 and must complete the following documents (as applicable):

- 1. INITIATIVE OVERVIEW**
- 2. ACKNOWLEDGEMENT OF COMPLIANCE REQUIREMENTS**
- 3. SECTION 3 CERTIFICATIONS:**
 - A. Compliance Certification
 - B. Business Self-Certification
 - C. Laborer Self-Certification
- 4. OUTREACH:**
 - A. Employee Resource Guide
 - B. Employer Outreach Guide
 - C. Employee Jobsite Notification
 - D. Employer Project Notification
- 5. JOBSITE REPORT – LABOR HOURS**
- 6. DEFINITIONS AND FREQUENTLY ASKED QUESTIONS**
- 7. CDC SECTION 3 PROCEDURES**

DuPage County is responsible for executing Section 3 compliance and reporting the outcomes of these efforts. Specifically, under this regulation, DuPage County is responsible for:

1. Informing any subrecipients, developers, general contractors, contractors, and subcontractors of the requirements of Part 75;
2. Monitor the performance of projects and contractors for the requirements and objectives of Part 75;
3. Notify potential contractors and subcontractors of Section 3 covered opportunities open for bid; and
4. Collect and report documentation in respect to all efforts to achieve Section 3 participation.

Projects receiving HUD-funded assistance greater than \$200,000 are covered by Section 3. Contractors subject to Section 3 compliance, to the greatest extent feasible, are responsible for:

1. Contracting or hiring locally
2. Contracting at least 25% of the project labor hours with Section 3 business concerns and/or workers
3. Hiring new employees who qualify as a Section 3 worker or Section 3 targeted worker
4. Refraining from entering into contracts with businesses in violation of Section 3
5. Documenting all efforts, actions taken, results, and/or impediments to achieving Section 3 obligations for submission to the DuPage Community Development Commission

Noncompliance, involving the disregard of actions to be taken and/or documentation of those efforts, whether successful or not, may result in delayed or non-payment of Federal grant awards.

For more information about Section 3 and to access DuPage County's Section 3 certification forms, visit: https://www.dupageco.org/Community_Services/Community_Development_Commission/31074/

SECTION 3: ACKNOWLEDGEMENT OF COMPLIANCE REQUIREMENTS

Section 3 of the HUD Act of 1968 (12 U.S.C § 1701u) and its associated regulations (24 C.F.R. Part 75)

Project Name: _____ **HUD Grant:** CDBG / HOME **HUD Assistance:** \$ _____

The requirements of Section 3 apply to contractors and subcontractors performing work on construction or rehabilitation projects for which the amount of HUD financial assistance exceeds \$200,000. All contractors and subcontractors, regardless of the funding total, must execute the following acknowledgement (referred to as the Acknowledgement of Compliance Requirements) to acknowledge they have reviewed and understand Section 3 compliance for the HUD-funded project.

Review and initial each statement:

_____ HUD financial assistance for the project does / does not (circle one) exceed \$200,000.

_____ The parties will comply with HUD's regulations in 24 CFR part 75, which implement Section 3. The parties certify that they are under no impediment that would prevent them from complying with the Part 75 regulations.

_____ The parties acknowledge noncompliance with HUD's regulations in 24 CFR part 75 may result in sanctions, termination of this contract for default, and debarment or suspension from future HUD-assisted contracts.

SECTION 3 BUSINESS CONCERN:

_____ A Section 3 business concern is a business that meets at least one of the following criteria, documented within the last six-month period:

1. At least 51 percent owned and controlled by low- or very low-income persons;
2. Over 75 percent of the labor hours performed for the business over the prior three-month period are performed by Section 3 workers; or
3. A business at least 51 percent owned and controlled by current public housing residents or residents who currently live in Section 8-assisted housing.

SECTION 3 WORKER:

_____ A Section 3 worker is any worker who currently fits, or when hired within the past five years fit, at least one of the following categories, as documented:

1. The worker's income for the previous or annualized calendar year is below the income limit established by HUD:

Individual Annual Income	1
80 % (gross income)	\$58,350

2. The worker is employed by a Section 3 business concern; or
3. The worker is a YouthBuild participant.

SECTION 3 TARGETED WORKER:

_____ A Section 3 targeted worker is a worker who:

1. Is employed by a Section 3 business concern; or
2. Currently fits, or when hired fit, at least one of the following categories, as documented within the past five years:
 - a. Living within the service area or the neighborhood of the project, as defined in 24 CFR § 75.5; or
 - b. A YouthBuild participant.

SECTION 3: ACKNOWLEDGEMENT OF COMPLIANCE REQUIREMENTS

HIRING

_____ Contractors, to the greatest extent feasible, will fill vacant positions with Section 3 workers or Section 3 targeted workers. Any vacant employment positions, including training positions, that are filled *after* the contractor is selected but *before* the contract is executed, with persons other than those to whom the regulations of 24 CFR part 75 require employment opportunities to be directed, were not filled to circumvent the contractor's obligations under 24 CFR part 75.

REPORTING

_____ Contractors, to the greatest extent feasible, will make efforts to have Section 3 workers conduct *25 percent* or more of the total number of labor hours worked by all workers on a Section 3 project and Targeted Section 3 workers conduct *5 percent* or more of the total number of labor hours worked by all workers on a Section 3 project (This *5 percent* is included as part of the *25 percent* threshold).

_____ Contractors will track labor hours in pursuit of meeting the above outlined benchmarks.

EQUAL OPPORTUNITIES

_____ The parties agree affirmative action and equal employment opportunity to those who do business with the federal government. It is illegal to discriminate against a job applicant or an employee because of the person's race, color, religion, sex (including pregnancy), national origin, age (40 or older), disability or genetic information (medical history or predisposition to disease).

OUTREACH

_____ Contractors, to the greatest extent feasible, will conduct outreach to hire Section 3 workers and/or Section 3 targeted workers which includes, but is not limited to:

1. Notify labor organizations or representatives of workers of Section 3 preference, including job titles subject to hire, availability of apprenticeship and training positions, the qualifications for each; and the name and location of the person(s) taking applications for each of the positions; and the anticipated date the work shall begin
2. Provide technical assistance to help Section 3 workers compete for jobs.

_____ Contractors, to the greatest extent feasible, will support hired Section 3 workers and/or Section 3 targeted workers to ensure they have access to resources which includes, but is not limited to:

1. Provide training and/or apprenticeship opportunities.
2. Refer Section 3 workers to services supporting work readiness and retention (e.g., work readiness activities, interview clothing, test fees, transportation, childcare, financial literacy, etc.).
3. Notify laborers on the jobsite of the Section 3 worker qualifications to ensure all employees may complete eligibility certification.

The undersigned agrees to comply with the Section 3 Guidelines when applicable as referenced by HUD regulations in 24 CFR part 75 as amended.

Name/Title (printed)	Company	Signature
Name/Title (printed)	Company	Signature
Name/Title (printed)	Company	Signature

SECTION 3: COMPLIANCE CERTIFICATION

Please select a response to the below questions/statements.

- 1. Has the project been awarded over \$200,000 in HUD assistance? (Please consult the contracting organization if unsure).
 - Yes – continue to question 2
 - No – continue to the bottom of form, complete, sign, date. No additional forms required.

- 2. This project is receiving over \$200,000 of HUD assistance, and either the business itself, and/or any of its employees meet the definition of Section 3. (See Section 3 Acknowledgement of Compliance Requirements form for Business Concern and Worker criteria).
 - True – continue to question 3
 - False – continue to the bottom of form, complete, sign, date. No additional forms required.

- 3. Select how the Section 3 definition is met.
 - The business **and** one or more employees are Section 3 – continue to question 4
 - The business is Section 3; **no** employees are Section 3 – continue to question 4
 - The business is **not** Section 3; one or more employees **are** Section 3 – continue to question 4

- 4. Please list the employee(s) name(s) and job title which meet the definition of a Section 3 Worker:

Please print your name, company, title, and sign/date below.

Company Name	
Name	
Job Title	
Date	
Signature	

Please complete the corresponding required Section 3 Forms:
Section 3 Business Self-Certification Form – Required by all businesses
Section 3 Laborer Self-Certification Form – Required if employee (laborer) of contractor/subcontractor is Section 3

SECTION 3 EMPLOYER SELF CERTIFICATION CHECKLIST

There are many ways to certify a Section 3 Business, Worker(s), or Targeted Section 3 Worker(s) under 24 CFR part 75:

For the following numbered items, please mark the checkbox that applies to your business with or

- 1. For a Business to qualify as a **Section 3 Business Concern**, certification must be provided that the company meets at least one of the following, please select ONE of the below options that applies:
 - At least 51 percent owned and controlled by low- or very low-income persons; or
 - Over 75 percent of the labor hours performed for the business over the prior three-month period are performed by Section 3 workers; or
 - My business is at least 51 percent owned and controlled by current public housing residents or residents who currently live in Section 8-assisted housing.
 - None of the above apply to our company.

- 2. For a worker to qualify as a **Section 3 worker**, one of the following must be maintained:
 - My company certifies that the income from this employer is below the income limit when based on an employer’s calculation of what the worker’s wage rate would translate to if annualized on a full-time basis; or
 - My company certifies that our company is a Section 3 business concern; or
 - None of the above apply to our company.

- 3. For a worker to qualify as a **Targeted Section 3 worker**, the following must be maintained:
 - My company’s confirmation that our **worker’s residence is currently within one mile of the work site or when hired resided within one mile of the work site, as documented within the last five years**, or, if fewer than 5,000 people live within one mile of a work site, within a circle centered on the work site that is sufficient to encompass a population of 5,000 people according to the most recent U.S. Census;
 - My company certifies that our company is a Section 3 business concern; or
 - None of the above apply to our company.

Please use the below information to determine if your employee(s) meet the criteria for the first option of question #1. Low- and very low-income limits are defined in Section 3(b)(2) of the Housing Act of 1937 and are determined annually by HUD. These limits are typically established at 80 percent and 50 percent of the area median individual income. HUD income limits may be obtained from: <https://www.huduser.gov/portal/datasets/il.html>. This website also provides detailed explanations on how to calculate your annual income to compare it to this below income limits summary:

Individual Annual Income	1
80 % (gross income)	\$58,350

- I certify that my employee(s) meet the requirements of the Section 3 worker/Targeted Section 3 worker (If you checked the above box, please list the qualifying employees on the next page)
 - I certify that my employee(s) **DO NOT** meet the requirements of the Section 3 worker/Targeted Section 3 worker
4. Not all businesses will meet the requirements of a Business Concern or have Section 3 or Targeted Section 3 employees. In that case, the U.S. Department of Housing and Urban Development requires qualitative outreach

OWNER COPY

CONTRACT

efforts be made to Section 3 workers. Please select all that apply to your company which demonstrate qualitative efforts put forth to meet federal Section 3 requirements:

- Engaged in outreach efforts to generate job applicants who are Targeted Section 3 workers.
- Provided training or apprenticeship opportunities.
- Provided technical assistance to help Section 3 workers compete for jobs (e.g., resume assistance, coaching).
- Provided or connected Section 3 workers with assistance in seeking employment including: drafting resumes, preparing for interviews, and finding job opportunities connecting residents to job placement services.
- Held one or more job fairs.
- Provided or referred Section 3 workers to services supporting work readiness and retention (e.g., work readiness activities, interview clothing, test fees, transportation, child care).
- Provided assistance to apply for/or attend community college, a four-year educational institution, or vocational/technical training.
- Assisted Section 3 workers to obtain financial literacy training and/or coaching.
- Engaged in outreach efforts to identify and secure bids from Section 3 business concerns.
- Provided technical assistance to help Section 3 business concerns understand and bid on contracts.
- Divided contracts into smaller jobs to facilitate participation by Section 3 business concerns.
- Provided bonding assistance, guaranties, or other efforts to support viable bids from Section 3 business concerns.
- Promoted use of business registries designed to create opportunities for disadvantaged and small businesses.
- Outreach, engagement, or referrals with the state one-stop system as defined in Section 121(e)(2) of the Workforce Innovation and Opportunity Act.

I affirm that the above statements are true, complete, and correct to the best of my knowledge and belief. I understand that businesses who misrepresent themselves as Section 3 business concerns and report false information to DuPage County may have their contracts terminated as default and be barred from ongoing and future considerations for contracting opportunities. I hereby certify, under penalty of law, that the information contained in this document is correct to the best of my knowledge.

Name (printed)	Company	Signature
Title	Project Name	Laborer Trade

SECTION 3 EMPLOYEE SELF CERTIFICATION CHECKLIST

The purpose of HUD’s Section 3 program is to provide employment, training and contracting opportunities to low-income individual, particularly those who are recipients of government assistance for housing or other public assistance. **Your response is voluntary, confidential, and has no effect on your employment.**

There are many ways to certify a Section 3 Worker or Targeted Section 3 Worker under 24 CFR part 75:
For the following numbered items, please mark the checkbox that applies to you with or

1. For a worker to qualify as a **Section 3 worker**, one of the following must be maintained:
 - I certify that my income is below the income limit from the prior calendar year (see income limit below);
 - I certify that I participate in a means-tested program such as public housing or Section 8 assisted housing;
 - Certification from a PHA, or the owner or property manager of project-based Section 8-assisted housing, or the administrator of tenant-based Section 8-assisted housing that the worker is a participant in one of their programs;
 - My employer’s certification that my income from that employer is below the income limit when based on an employer’s calculation of what the worker’s wage rate would translate to if annualized on a full-time basis; or
 - My employer’s certification that I am a worker who is employed by a Section 3 business concern;
 - None of the above apply to me;
 - I prefer not to answer.

2. For a worker to qualify as a **Targeted Section 3 worker**, the following must be maintained:
 - My employer’s confirmation that my residence is within one mile of the work site or, if fewer than 5,000 people live within one mile of a work site, within a circle centered on the work site that is sufficient to encompass a population of 5,000 people according to the most recent U.S. Census;
 - My employer’s certification that I am employed by a Section 3 business concern; or
 - I certify that I am a YouthBuild participant;
 - None of the above apply to me;
 - I prefer not to answer.

Please use the below information to determine if you meet the criteria for the first and fourth options of question #1. Low- and very low-income limits are defined in Section 3(b)(2) of the Housing Act of 1937 and are determined annually by HUD. These limits are typically established at 80 percent and 50 percent of the area median individual income. HUD income limits may be obtained from: <https://www.huduser.gov/portal/datasets/il.html>. This website also provides detailed explanations on how to calculate your annual income to compare it to this below income limits summary:

Individual Annual Income	1
80 % (gross income)	\$58,350

- I certify that I meet the requirements of either the Section 3 worker or the Targeted Section 3 worker
- I certify that I **DO NOT** meet the requirements of either the Section 3 worker or the Targeted Section 3 worker

I affirm and hereby certify, under penalty of law, the information provided and the above selected statements are true, complete, and correct to the best of my knowledge and belief.

Name (printed)	Address	Employer
Signature	Project Name	Laborer Trade



Resources For Section 3 Workers

DuPage County Community Services

DuPage County Community Services aims to provide and support programs, services and partnerships that keep people safe in their homes, environments, and relationships; provide connections between those in need and the resources that support them; and help residents escape poverty, maintain independence, and achieve economic self-sufficiency. Some programs that may be of assistance are but not limited to, Community Services Block Grant (CSBG) Scholarship, Housing Assistance, Low Income Home Energy Assistance Program (LIHEAP), and Clothing and Household Good Vouchers, Transportation, and more. Additional program information can be found by visiting the DuPage County Community Services website or calling (630) 407-6500. [DuPage County IL – Community Services Home](#)

In addition, DuPage County Community Services uses and maintains an information system database accessible online for anyone. Residents can search for services such as childcare, car repair, food pantries, mental health, legal, and more. DuPage CRIS is free to use and contains over one thousand records of programs, qualification, and contacts. [Home \(dupagecris.org\)](#)

Northern Illinois Food Bank

Northern Illinois Food Bank is part of the Feeding America network aimed at getting nourishing food to people in need. They distribute meals through food pantries and meal programs throughout the United States. Food is free without any expectation of donation or repayment. [Find Your Local Food Bank | Feeding America](#)

YWCA

The YWCA provides early childcare programs that promote child development, and school readiness, while enabling parents the ability to obtain and retain employment. Programs such as childcare, Head Start, and Pre-K programs that help over 200,000 kids annually. [YWCA Child Care Services and Programming - YWCA USA](#)

H.O.M.E. DuPage

H.O.M.E. DuPage is a HUD-approved, nationally recognized organization that provides financial literacy education and counseling services. Staff work hand in hand with clients to guide them through issues such as credit repair, overcoming mortgage default, and other financial challenges as well as teaching budgeting, wise consumerism, and more. Programs in Financial Fitness, Homebuyer Education, and Gateway to Homeownership Orientation are offered to individuals and families with home and financial related assistance and education. [About H.O.M.E. DuPage - H.O.M.E DuPage \(homedupage.org\)](#)

WorkNet DuPage

WorkNet DuPage Career Business Center has a wealth of resources to assist in career development, including how-to guides, samples, and advice on resumes, interviewing skills, success at your new job and more. Eligible individuals may receive career counseling or qualify for grants to pay for local training programs to obtain new skills or professional certification. WorkNet DuPage also has a resource center where you can gain free access to computers, WiFi, copiers, fax machines, and printers. [Job Seekers - workNet DuPage Career Center](#)

People's Resource Center

People's Resource Center's Job Assistance Program helps unemployed or underemployed people in the community find jobs through mentoring and workshops focused on interview preparation. PRC connects our job seeking clients with their own volunteer job coach to build skills, help with resume and interview preparation, and plan for job searches. PRC partners with area libraries to allow the Jobs program to expand its reach into the community. Monthly workshops at the libraries are open to everyone. The popular topics include: Are you LinkedIn, Am I Ready for My Job Search?, Master the Phone and Virtual Interview, Negotiate the Job Offer, and 1:1 Mock Interviews. People's Resource Center also partners with area employers to connect pre-screened, qualified candidates with employers seeking to hire. [Job Assistance - People's Resource Center \(peoplesrc.org\)](#)

DUPAGE COUNTY

DuPageCRIS.org

Free service for DuPage County residents looking for health and social service resources.

CLOTHING & HOUSEHOLD GOODS	EDUCATION	EMPLOYMENT
FOOD	HEALTH	HOUSING
INCOME & FINANCE	INDIVIDUAL & FAMILY SUPPORT	TRANSPORT

CALL OR EMAIL:

Monday to Friday 8:00 am – 4:30 pm
(800) 942-9412 or (630) 407-6500
communitypoint@dupageco.org

DuPageCRIS.org

Grow Your Business & Support Your Community with HUD Section 3



DUPAGECOUNTY



Below are some local resources you can use to hire qualified Section 3 employees:

College of DuPage

College of DuPage offers many Career and Technical Program Degrees and Certificates. College of DuPage also supports apprenticeship opportunities. Some of the fields include Applied Technology, Construction Management, Electromechanical Technology, Heating, Air Conditioning and Refrigeration, Welding and more. [Project Hire-Ed Apprenticeship Program Employer Information \(cod.edu\)](http://cod.edu)

WorkNet DuPage

WorkNet DuPage Career Business Center is your source for help to hire, train, and retain a strong workforce. They offer Recruiting Assistance in the form of Job Postings, On-The-Job Training, and Incumbent Worker Training. Business Service representatives can assist in offering a range of customized training solutions to meet your business' needs such as Apprenticeship Programs and No-Cost Temporary Workers. [Employers - workNet DuPage Career Center](#)

People's Resource Center

People's Resource Center partners with area employers to connect pre-screened, qualified candidates with employers seeking to hire. They also host an online job posting and employment board as well as in- person and virtual career fairs. [Home - People's Resource Center \(peoplesrc.org\)](http://peoplesrc.org)

Business USA Mobile App

HUD and the U.S. Small Business Administration developed the BusinessUSA Mobile App as a centralized, one-stop platform to make it easier than ever for businesses to access services and to help them grow and hire. Small contractors, including Section 3 businesses, can use the app to learn about federally funded contracting opportunities. It also pulls together the best business information, events, services, tools, and advisors from federal, state and local governments. Or use BusinessUSA for helpful information, services, and tools. [Small Business | USAGov](#)

YouthBuild

YouthBuild is a short-term program where 16–24-year old's can earn their high school diploma or GED and acquire construction skills to perform construction-related community service projects. [YouthBuild | Qcui](#)



Are you a Section 3 Worker?

You may be a Section 3 worker if:

- Your income for the previous calendar year is below the HUD-established limit (see chart)
- You are employed by a Section 3 business concern; or
- You are a YouthBuild participant

Household Size	80% (gross income)
1	\$ 58,350

Any worker that fits the above description may be a Section 3 worker, and may be in need of additional resources.

For more information, contact your supervisor or DuPage County:

DuPage County Community Development
421 N County Farm Road
Room 2-800
Wheaton, IL 60187

CONTACT
(630) 407-6600
communitydev@dupageco.org

Looking for
work?

WE ARE HIRING!

A HUD-funded project is accepting applications:

PROJECT NAME

Location

Job Title – Trade	Start Date	Qualifications

****Additional training and apprenticeship opportunities may also be available****

To Apply or for More Information Contact:

NAME
POSITION, COMPANY
PHONE NUMBER / EMAIL
ADDRESS

(Company Logo Here)

CATEGORIZING FOREMEN, SUPERVISORS, OWNERS, AND OTHER EMPLOYEES ON CERTIFIED PAYROLLS

Non-labor employees on or off the jobsite need not report their wage rates, however some exceptions do apply:

Non-Covered Job Classifications

Workers performing normal duties of the following job classifications are not subject to wage requirements:

- | | |
|---------------------------|------------------------------|
| 1) Project Superintendent | 5) Water Carrier |
| 2) Project Engineer | 6) Messenger |
| 3) Project Foreman* | 7) Clerical Workers |
| 4) Watchman | 8) Other Non-Labor Employees |

* Exception is the Working Foreman. A Working Foreman is one who devotes more than 20 percent of time during a work week to mechanic or labor duties, and who must be paid the applicable rate for the hours so worked.

Supervisors, Owners, and Other Salaried Employees Providing Full-Time Supervision

- 1) Supervisors
 - a. Hours worked by these employees must be reported although wage rates need NOT be reported.
 - b. The term "Salary" may appear in place of wage rate for any salaried employee.
- 2) Owners
 - a. Owners who perform labor-work on a federally funded project along side journeymen employees must also report hours worked.
 - b. Like supervisors owners need not report salary, with exception to #3:
- 3) Self-Employed, Sole-Laborer Owners
 - a. Owners who are either the only laborer or mentoring an apprentice or trainee MUST report wage rate and weekly wage for work performed.
 - b. Certified payrolls MUST also be completed and signed by the General Contractor.

Apprentices and Trainees

- 1) Apprentices and Trainees may be paid a lower wage rate than Prevailing Wage under the following conditions:
 - a. The apprentice or trainee is supervised hour for hour by a journeyman of the same trade.
 - b. Journeyman to apprentice ratio set by the local union is maintained
 - c. Supervisors, superintendents or any other management employee does not count as appropriate supervision.
- 2) If an apprentice or trainee is found unsupervised:
 - a. Employer will be contacted by phone and mail.
 - b. Restitution to meet the Davis-Bacon wage determination for hours worked will be required.
 - c. Non-compliance can and will hold up further payouts.

INSTRUCTIONS FOR COMPLETING PAYROLL FORM, WH-347

[WH-347](#) (PDF) OMB Control No. 1235-0008, Expires 01/31/2015.

General: Form WH-347 has been made available for the convenience of contractors and subcontractors required by their Federal or Federally-aided construction-type contracts and subcontracts to submit weekly payrolls. Properly filled out, this form will satisfy the requirements of Regulations, Parts 3 and 5 (29 C.F.R., Subtitle A), as to payrolls submitted in connection with contracts subject to the Davis-Bacon and related Acts.

While completion of Form WH-347 is optional, it is mandatory for covered contractors and subcontractors performing work on Federally financed or assisted construction contracts to respond to the information collection contained in 29 C.F.R. §§ 3.3, 5.5(a). The Copeland Act (40 U.S.C. § 3145) requires contractors and subcontractors performing work on Federally financed or assisted construction contracts to "furnish weekly a statement with respect to the wages paid each employee during the preceding week." U.S. Department of Labor (DOL) Regulations at 29 C.F.R. § 5.5(a)(3)(ii) require contractors to submit weekly a copy of all payrolls to the Federal agency contracting for or financing the construction project, accompanied by a signed "Statement of Compliance" indicating that the payrolls are correct and complete and that each laborer or mechanic has been paid not less than the proper Davis-Bacon prevailing wage rate for the work performed. DOL and federal contracting agencies receiving this information review the information to determine that employees have received legally required wages and fringe benefits.

Under the Davis-Bacon and related Acts, the contractor is required to pay not less than prevailing wage, including fringe benefits, as predetermined by the Department of Labor. The contractor's obligation to pay fringe benefits may be met either by payment of the fringe benefits to bona fide benefit plans, funds or programs or by making payments to the covered workers (laborers and mechanics) as cash in lieu of fringe benefits.

This payroll provides for the contractor to show on the face of the payroll all monies to each worker, whether as basic rates or as cash in lieu of fringe benefits, and provides for the contractor's representation in the statement of compliance on the payroll (as shown on page 2) that he/she is paying for fringe benefits required by the contract and not paid as cash in lieu of fringe benefits. Detailed instructions concerning the preparation of the payroll follow:

Contractor or Subcontractor: Fill in your firm's name and check appropriate box.

Address: Fill in your firm's address.

Payroll No.: Beginning with the number "1", list the payroll number for the submission.

For Week Ending: List the workweek ending date.

Project and Location: Self-explanatory.

Project or Contract No.: Self-explanatory.

Column 1 - Name and Individual Identifying Number of Worker: Enter each worker's full name and an individual identifying number (e.g., last four digits of worker's social security number) on each weekly payroll submitted.

Column 2 - No. of Withholding Exemptions: This column is merely inserted for the employer's convenience and is not a requirement of Regulations, Part 3 and 5.

Column 3 - Work Classifications: List classification descriptive of work actually performed by each laborer or mechanic. Consult classification and minimum wage schedule set forth in contract

specifications. If additional classifications are deemed necessary, see Contracting Officer or Agency representative. An individual may be shown as having worked in more than one classification provided an accurate breakdown or hours worked in each classification is maintained and shown on the submitted payroll by use of separate entries.

Column 4 - Hours worked: List the day and date and straight time and overtime hours worked in the applicable boxes. On all contracts subject to the Contract Work Hours Standard Act, enter hours worked in excess of 40 hours a week as "overtime".

Column 5 - Total: Self-explanatory

Column 6 - Rate of Pay (Including Fringe Benefits): In the "straight time" box for each worker, list the actual hourly rate paid for straight time worked, plus cash paid in lieu of fringe benefits paid. When recording the straight time hourly rate, any cash paid in lieu of fringe benefits may be shown separately from the basic rate. For example, "\$12.25/.40" would reflect a \$12.25 base hourly rate plus \$0.40 for fringe benefits. This is of assistance in correctly computing overtime. See "Fringe Benefits" below. When overtime is worked, show the overtime hourly rate paid plus any cash in lieu of fringe benefits paid in the "overtime" box for each worker; otherwise, you may skip this box. See "Fringe Benefits" below. Payment of not less than time and one-half the basic or regular rate paid is required for overtime under the Contract Work Hours Standard Act of 1962 if the prime contract exceeds \$100,000. In addition to paying no less than the predetermined rate for the classification which an individual works, the contractor must pay amounts predetermined as fringe benefits in the wage decision made part of the contract to approved fringe benefit plans, funds or programs or shall pay as cash in lieu of fringe benefits. See "FRINGE BENEFITS" below.

Column 7 - Gross Amount Earned: Enter gross amount earned on this project. If part of a worker's weekly wage was earned on projects other than the project described on this payroll, enter in column 7 first the amount earned on the Federal or Federally assisted project and then the gross amount earned during the week on all projects, thus "\$163.00/\$420.00" would reflect the earnings of a worker who earned \$163.00 on a Federally assisted construction project during a week in which \$420.00 was earned on all work.

Column 8 - Deductions: Five columns are provided for showing deductions made. If more than five deduction are involved, use the first four columns and show the balance deductions under "Other" column; show actual total under "Total Deductions" column; and in the attachment to the payroll describe the deduction(s) contained in the "Other" column. All deductions must be in accordance with the provisions of the Copeland Act Regulations, 29 C.F.R., Part 3. If an individual worked on other jobs in addition to this project, show actual deductions from his/her weekly gross wage, and indicate that deductions are based on his gross wages.

Column 9 - Net Wages Paid for Week: Self-explanatory.

Totals - Space has been left at the bottom of the columns so that totals may be shown if the contractor so desires.

Statement Required by Regulations, Parts 3 and 5: While the "statement of compliance" need not be notarized, the statement (on page 2 of the payroll form) is subject to the penalties provided by 18 U.S.C. § 1001, namely, a fine, possible imprisonment of not more than 5 years, or both. Accordingly, the party signing this statement should have knowledge of the facts represented as true.

Items 1 and 2: Space has been provided between items (1) and (2) of the statement for describing any deductions made. If all deductions made are adequately described in the "Deductions" column above, state "See Deductions column in this payroll." See "FRINGE BENEFITS" below for instructions concerning filling out paragraph 4 of the statement.

Item 4 FRINGE BENEFITS - Contractors who pay all required fringe benefits: If paying all fringe benefits to approved plans, funds, or programs in amounts not less than were determined in the applicable wage decision of the Secretary of Labor, show the basic cash hourly rate and overtime rate paid to each worker on the face of the payroll and check paragraph 4(a) of the statement on page 2 of the WH-347 payroll form to indicate the payment. Note any exceptions in section 4(c).

Contractors who pay no fringe benefits: If not paying all fringe benefits to approved plans, funds, or programs in amounts of at least those that were determined in the applicable wage decision of the Secretary of Labor, pay any remaining fringe benefit amount to each laborer and mechanic and insert in the "straight time" of the "Rate of Pay" column of the payroll an amount not less than the predetermined rate for each classification plus the amount of fringe benefits determined for each classification in the application wage decision. Inasmuch as it is not necessary to pay time and a half on cash paid in lieu of fringe benefits, the overtime rate shall be not less than the sum of the basic predetermined rate, plus the half time premium on basic or regular rate, plus the required cash in lieu of fringe benefits at the straight time rate. In addition, check paragraph 4(b) of the statement on page 2 the payroll form to indicate the payment of fringe benefits in cash directly to the workers. Note any exceptions in section 4(c).

Use of Section 4(c), Exceptions

Any contractor who is making payment to approved plans, funds, or programs in amounts less than the wage determination requires is obliged to pay the deficiency directly to the covered worker as cash in lieu of fringe benefits. Enter any exceptions to section 4(a) or 4(b) in section 4(c). Enter in the Exception column the craft, and enter in the Explanation column the hourly amount paid each worker as cash in lieu of fringe benefits and the hourly amount paid to plans, funds, or programs as fringe benefits. The contractor must pay an amount not less than the predetermined rate plus cash in lieu of fringe benefits as shown in section 4(c) to each such individual for all hours worked (unless otherwise provided by applicable wage determination) on the Federal or Federally assisted project. Enter the rate paid and amount of cash paid in lieu of fringe benefits per hour in column 6 on the payroll. See paragraph on "Contractors who pay no fringe benefits" for computation of overtime rate.

Public Burden Statement: We estimate that it will take an average of 55 minutes to complete this collection of information, including time for reviewing instructions, searching existing data sources, gathering and maintaining the data needed, and completing and reviewing the collection of information. If you have any comments regarding these estimates or any other aspect of this collection of information, including suggestions for reducing this burden, send them to the Administrator, Wage and Hour Division, ESA, U.S. Department of Labor, Room S3502, 200 Constitution Avenue, N.W., Washington, D.C. 20210.

Note: In order to view, fill out, and print PDF forms, you need Adobe® Acrobat® Reader® version 5 or later, which you may download for free at www.adobe.com/products/acrobat/readstep2.html. To save the completed forms on your workstation, you need to use the "Save As" method to save the file.

For example, move your mouse curser over the PDF link and click on your "RIGHT" mouse button. This will cause a menu to be displayed, from which you will select the proper save option -- depending upon which browser you are using:

- For Microsoft IE users, select "Save Target As"
- For Netscape Navigator users, select "Save Link As"

Once you've selected the proper save option for your browser, and have saved the file to a location you specified, go to your program menu and start the Adobe Acrobat® Reader. Once open, locate the PDF file you saved and open it directly in Acrobat®.

- S A M P L E -

U.S. Department of Labor
Wage and Hour Division

PAYROLL

(For Contractor's Optional Use; See Instructions at www.dol.gov/whd/forms/wh347Instr.htm)



Rev. Dec. 2008

Persons are not required to respond to the collection of information unless it displays a currently valid OMB control number.

NAME OF CONTRACTOR <input type="checkbox"/> OR SUBCONTRACTOR <input checked="" type="checkbox"/>		ADDRESS	OMB No.: 1235-0008
Jones Construction Company		123 Main Street, Town, IL 60000	Expires: 01/31/2015
PAYROLL NO. 1 - initial	FOR WEEK ENDING 04/12/2013	PROJECT AND LOCATION Non-Profit Agency New Facility Construction, Town, IL	PROJECT OR CONTRACT NO. CD13-01

(1) NAME AND INDIVIDUAL IDENTIFYING NUMBER (e.g., LAST FOUR DIGITS OF SOCIAL SECURITY NUMBER) OF WORKER	(2) NO. OF HOURS EXEMPTIONS	(3) WORK CLASSIFICATION	(4) DAY AND DATE							(5) TOTAL HOURS	(6) RATE OF PAY	(7) GROSS AMOUNT EARNED	(8) DEDUCTIONS					(9) NET WAGES PAID FOR WEEK	
			OT OR BLT	S	M	T	W	T	F				S	FICA	WITH- HOLDING TAX	Union Dues	OTHER		TOTAL DEDUCTIONS
				7	8	9	10	11	12				13						
John Doe ###-##-1234 12 Any Street, Town, IL	2	CARPENTER JOURNEYMAN CARP0555-005	O										\$1,079.52						
			S	8.00	8.00	6.00	4.00				26.00	41.52 0.00		\$74.20	\$106.00	\$31.80		\$212.00	\$867.52
John Doe ###-##-1234 12 Any Street, Town, IL	2	LABORER Group #1 LABO0002-003	O										\$492.80						
			S			2.00	4.00	8.00			14.00	35.20 0.00		\$34.50	\$49.28	\$13.55		\$97.33	\$395.47
Thomas Terrific ###-##-5678 13 Any Street, Town, IL	1	CARPENTER APPRENTICE	O										\$427.00						
			S	8.00		6.00				14.00	30.50 0.00		\$29.89	\$64.05	\$12.81		\$106.75	\$320.25	
William Worker ###-##-9123 14 Any Street, Town, IL	2	LABORER Group #1 LABO0002-003	O		2.00		1.00				3.00	\$52.80	\$1,566.40						
			S	8.00	8.00	8.00	8.00	8.00	8.00	40.00	35.20 0.00		\$109.60	\$156.64	\$43.07		\$309.31	\$1,257.09	
James Smart ###-##-4567 15 Any Street, Town, IL	0	LABORER Group #1 LABO0002-003	O										\$2,266.00						
			S	8.00	8.00	8.00	8.00	8.00	40.00	35.20 0.00		\$158.62	\$453.20			\$611.82	\$1,654.18		
Samuel Jones ###-##-8912 16 Any Street, Town, IL	0	OWNER	O																
			S	8.00	8.00				16.00										

While completion of Form WH-347 is optional, it is mandatory for covered contractors and subcontractors performing work on Federally financed or assisted construction contracts to respond to the information collection contained in 29 C.F.R. §§ 3.3, 5.5(a). The Copeland Act (40 U.S.C. § 3145) contractors and subcontractors performing work on Federally financed or assisted construction contracts to "furnish weekly a statement with respect to the wages paid each employee during the preceding week." U.S. Department of Labor (DOL) regulations at 29 C.F.R. § 5.5(a)(3)(iv) require contractors to submit weekly a copy of all payrolls to the Federal agency contracting for or financing the construction project, accompanied by a signed "Statement of Compliance" indicating that the payrolls are correct and complete and that each laborer or mechanic has been paid not less than the proper Davis-Bacon prevailing wage rate for the work performed. DOL and federal contracting agencies receiving this information review the information to determine that employees have received legally required wages and fringe benefits.

Public Burden Statement

We estimate that it will take an average of 55 minutes to complete this collection, including time for reviewing instructions, searching existing data sources, gathering and maintaining the data needed, and completing and reviewing the collection of information. If you have any comments regarding these estimates or any other aspect of this collection, including suggestions for reducing this burden, send them to the Administrator, Wage and Hour Division, U.S. Department of Labor, Room S3502, 200 Constitution Avenue, N.W., Washington, D.C. 20036.

- SAMPLE -

- SAMPLE -

Date 04/13/2013

I, Samuel Jones Owner / President (Name of Signatory Party) (Title)

do hereby state:

(1) That I pay or supervise the payment of the persons employed by Jones Construction Company on the Non-Profit Agency New Facility Construction

that during the payroll period commencing on the 7 day of April, 2013, and ending the 13 day of April, 2013,

all persons employed on said project have been paid the full weekly wages earned, that no rebates have been or will be made either directly or indirectly to or on behalf of said

Jones Construction Company from the full (Contractor or Subcontractor)

weekly wages earned by any person and that no deductions have been made either directly or indirectly from the full wages earned by any person, other than permissible deductions as defined in Regulations, Part 3 (29 C.F.R. Subtitle A), issued by the Secretary of Labor under the Copeland Act, as amended (48 Stat. 948, 63 Stat. 108, 72 Stat. 967, 76 Stat. 357; 40 U.S.C. § 3145), and described below:

See Deductions column in this payroll

(2) That any payrolls otherwise under this contract required to be submitted for the above period are correct and complete; that the wage rates for laborers or mechanics contained therein are not less than the applicable wage rates contained in any wage determination incorporated into the contract; that the classifications set forth therein for each laborer or mechanic conform with the work he performed.

(3) That any apprentices employed in the above period are duly registered in a bona fide apprenticeship program registered with a State apprenticeship agency recognized by the Bureau of Apprenticeship and Training, United States Department of Labor, or if no such recognized agency exists in a State, are registered with the Bureau of Apprenticeship and Training, United States Department of Labor.

(4) That: (a) WHERE FRINGE BENEFITS ARE PAID TO APPROVED PLANS, FUNDS, OR PROGRAMS

[X] - in addition to the basic hourly wage rates paid to each laborer or mechanic listed in the above referenced payroll, payments of fringe benefits as listed in the contract have been or will be made to appropriate programs for the benefit of such employees, except as noted in section 4(c) below.

(b) WHERE FRINGE BENEFITS ARE PAID IN CASH

[] - Each laborer or mechanic listed in the above referenced payroll has been paid, as indicated on the payroll, an amount not less than the sum of the applicable basic hourly wage rate plus the amount of the required fringe benefits as listed in the contract, except as noted in section 4(c) below.

(c) EXCEPTIONS

Table with 2 columns: EXCEPTION (CRAFT) and EXPLANATION. Row 1: James Smart - Laborer, Probationary Employee, not yet qualified for pension/welfare benefits - \$56.65 hourly rate.

REMARKS:

NAME AND TITLE: Samuel Jones, Owner / President; SIGNATURE: Samuel Jones

THE WILLFUL FALSIFICATION OF ANY OF THE ABOVE STATEMENTS MAY SUBJECT THE CONTRACTOR OR SUBCONTRACTOR TO CIVIL OR CRIMINAL PROSECUTION. SEE SECTION 1001 OF TITLE 18 AND SECTION 231 OF TITLE 31 OF THE UNITED STATES CODE.

- SAMPLE -

- SAMPLE -

U.S. Department of Labor
Wage and Hour Division

PAYROLL

(For Contractor's Optional Use; See Instructions at www.dol.gov/whd/forms/wh347instr.htm)



Persons are not required to respond to the collection of information unless it displays a currently valid OMB control number.

Rev. Dec. 2008

OMB No.: 1235-0008
Expires: 01/31/2015

NAME OF CONTRACTOR OR SUBCONTRACTOR ADDRESS PROJECT OR CONTRACT NO.

PAYROLL NO. FOR WEEK ENDING PROJECT AND LOCATION PROJECT OR CONTRACT NO.

Table with columns: (1) NAME AND INDIVIDUAL IDENTIFYING NUMBER (e.g., LAST FOUR DIGITS OF SOCIAL SECURITY NUMBER) OF WORKER; (2) NO. OF WITHHOLDING EXEMPTIONS; (3) WORK CLASSIFICATION; (4) DAY AND DATE (with sub-columns for HOURS WORKED EACH DAY); (5) TOTAL HOURS; (6) RATE OF PAY; (7) GROSS AMOUNT EARNED; (8) DEDUCTIONS (with sub-columns for FICA, WITH-HOLDING TAX, OTHER, TOTAL DEDUCTIONS); (9) NET WAGES PAID FOR WEEK.

While completion of Form WH-347 is optional, it is mandatory for covered contractors and subcontractors performing work on Federally financed or assisted construction contracts to respond to the information collection contained in 29 C.F.R. §§ 3.3, 5.5(a). The Copeland Act (40 U.S.C. § 3145) contractors and subcontractors performing work on Federally financed or assisted construction contracts to "furnish weekly a statement with respect to the wages paid each employee during the preceding week." U.S. Department of Labor (DOL) regulations at 29 C.F.R. § 5.5(a)(3)(i) require contractors to submit weekly a copy of all payrolls to the Federal agency contracting for or financing the construction project, accompanied by a signed "Statement of Compliance" indicating that the payrolls are correct and complete and that each laborer or mechanic has been paid not less than the proper Davis-Bacon prevailing wage rate for the work performed. DOL and federal contracting agencies receiving this information review the information to determine that employees have received legally required wages and fringe benefits.

Public Burden Statement

We estimate that it will take an average of 55 minutes to complete this collection, including time for reviewing instructions, searching existing data sources, gathering and maintaining the data needed, and completing and reviewing the collection of information. If you have any comments regarding these estimates or any other aspect of this collection, including suggestions for reducing this burden, send them to the Administrator, Wage and Hour Division, U.S. Department of Labor, Room S3502, 200 Constitution Avenue, N.W. Washington, D.C. 20355.

Date _____

I, _____ (Name of Signatory Party) _____ (Title)

do hereby state:

(1) That I pay or supervise the payment of the persons employed by

_____ on the _____
(Contractor or Subcontractor)

_____ that during the payroll period commencing on the _____
(Building or Work)

_____ day of _____, _____, and ending the _____ day of _____, _____,
all persons employed on said project have been paid the full weekly wages earned, that no rebates have been or will be made either directly or indirectly to or on behalf of said

_____ from the full _____
(Contractor or Subcontractor)

weekly wages earned by any person and that no deductions have been made either directly or indirectly from the full wages earned by any person, other than permissible deductions as defined in Regulations, Part 3 (29 C.F.R. Subtitle A), issued by the Secretary of Labor under the Copeland Act, as amended (48 Stat. 948, 63 Stat. 108, 72 Stat. 967; 76 Stat. 357; 40 U.S.C. § 3145), and described below:

(2) That any payrolls otherwise under this contract required to be submitted for the above period are correct and complete; that the wage rates for laborers or mechanics contained therein are not less than the applicable wage rates contained in any wage determination incorporated into the contract; that the classifications set forth therein for each laborer or mechanic conform with the work he performed.

(3) That any apprentices employed in the above period are duly registered in a bona fide apprenticeship program registered with a State apprenticeship agency recognized by the Bureau of Apprenticeship and Training, United States Department of Labor, or if no such recognized agency exists in a State, are registered with the Bureau of Apprenticeship and Training, United States Department of Labor.

(4) That:

(a) WHERE FRINGE BENEFITS ARE PAID TO APPROVED PLANS, FUNDS, OR PROGRAMS

- in addition to the basic hourly wage rates paid to each laborer or mechanic listed in the above referenced payroll, payments of fringe benefits as listed in the contract have been or will be made to appropriate programs for the benefit of such employees, except as noted in section 4(c) below.

(b) WHERE FRINGE BENEFITS ARE PAID IN CASH

- Each laborer or mechanic listed in the above referenced payroll has been paid, as indicated on the payroll, an amount not less than the sum of the applicable basic hourly wage rate plus the amount of the required fringe benefits as listed in the contract, except as noted in section 4(c) below.

(c) EXCEPTIONS

EXCEPTION (CRAFT)	EXPLANATION

REMARKS

NAME AND TITLE	SIGNATURE
----------------	-----------

THE WILLFUL FALSIFICATION OF ANY OF THE ABOVE STATEMENTS MAY SUBJECT THE CONTRACTOR OR SUBCONTRACTOR TO CIVIL OR CRIMINAL PROSECUTION. SEE SECTION 1001 OF TITLE 18 AND SECTION 231 OF TITLE 31 OF THE UNITED STATES CODE.

Federal Wage Decision

(will be provided to you for inclusion in the Bid Specification Manual at the time the Manual is approved by CDC staff)

Please be advised, the included federal wage decision is being provided as a courtesy. The federal wage decisions are updated weekly and the most current versions can be obtained at <https://sam.gov/content/wage-determinations>

This wage decision is subject to change pending modification by the Department of Labor. The actual wages that must be paid will be "locked" at bid opening based on the most current wage decision, and provided a contract is awarded within 90 days of bid opening, and construction is started within 90 days of contract award.

OWNER COPY

"General Decision Number: IL20230011 04/07/2023

Superseded General Decision Number: IL20220011

State: Illinois

Construction Types: Heavy and Highway

Counties: Boone, De Kalb, Du Page, Kane, Kendall, Lake, McHenry and Will Counties in Illinois.

HEAVY AND HIGHWAY CONSTRUCTION PROJECTS (does not include landscape projects).

Note: Contracts subject to the Davis-Bacon Act are generally required to pay at least the applicable minimum wage rate required under Executive Order 14026 or Executive Order 13658. Please note that these Executive Orders apply to covered contracts entered into by the federal government that are subject to the Davis-Bacon Act itself, but do not apply to contracts subject only to the Davis-Bacon Related Acts, including those set forth at 29 CFR 5.1(a)(2)-(60).

<p>If the contract is entered into on or after January 30, 2022, or the contract is renewed or extended (e.g., an option is exercised) on or after January 30, 2022:</p>	<ul style="list-style-type: none"> Executive Order 14026 generally applies to the contract. The contractor must pay all covered workers at least \$16.20 per hour (or the applicable wage rate listed on this wage determination, if it is higher) for all hours spent performing on the contract in 2023.
<p>If the contract was awarded on or between January 1, 2015 and January 29, 2022, and the contract is not renewed or extended on or after January 30, 2022:</p>	<ul style="list-style-type: none"> Executive Order 13658 generally applies to the contract. The contractor must pay all covered workers at least \$12.15 per hour (or the applicable wage rate listed on this wage determination, if it is higher) for all hours spent performing on that contract in 2023.

The applicable Executive Order minimum wage rate will be adjusted annually. If this contract is covered by one of the Executive Orders and a classification considered necessary for performance of work on the contract does not appear on this wage determination, the contractor must still submit a conformance request.

Additional information on contractor requirements and worker protections under the Executive Orders is available at <http://www.dol.gov/whd/govcontracts>.

Modification Number	Publication Date
0	01/06/2023
1	03/03/2023
2	03/31/2023
3	04/07/2023

CARP0555-003 06/01/2022

DUPAGE ANE LAKE COUNTIES

	Rates	Fringes
CARPENTER		
Building.....	\$ 52.01	38.85
Heavy & Highway.....	\$ 52.01	38.85

CARP0555-008 06/01/2020

WILL COUNTY

	Rates	Fringes
Carpenter and Piledriver.....	\$ 49.76	38.26

OWNER COPY

CARP0555-011 06/01/2022

KANE, McHENRY (North of Hwy 52), AND KENDALL COUNTIES

	Rates	Fringes
Carpenter and Piledriver.....	\$ 52.01	38.86

CARP0790-003 05/01/2022

DE KALB COUNTY

	Rates	Fringes
CARPENTER.....	\$ 45.81	34.16

CARP0790-004 05/01/2022

CARROLL, JO DAVIESS, LEE, OGLE (Oregon and South thereof), STEPHENSON, and WHITESIDE COUNTIES

	Rates	Fringes
CARPENTER.....	\$ 45.81	34.16

CARP0792-003 05/01/2022

BOONE COUNTY

	Rates	Fringes
CARPENTER.....	\$ 47.00	32.97

ELEC0009-002 05/29/2022

WILL COUNTY

	Rates	Fringes
Line Construction		
Groundman.....	\$ 45.44	61.70%
Lineman and Equipment Operator.....	\$ 58.25	61.70%

ELEC0117-001 05/30/2022

KANE (Northern Half) and McHENRY (All) COUNTIES

	Rates	Fringes
ELECTRICIAN.....	\$ 53.43	38.39%+17.55

ELEC0150-001 05/31/2021

LAKE COUNTY

	Rates	Fringes
ELECTRICIAN.....	\$ 42.82	45.77

ELEC0176-011 06/01/2020

WILL COUNTY

	Rates	Fringes
ELECTRICIAN.....	\$ 47.00	41.09

ELEC0196-001 03/06/2023

BOONE, DEKALB, DUPAGE, KANE, KENDALL, LAKE, and McHENRY COUNTIES

	Rates	Fringes
Line Construction		
Equipment Operator.....	\$ 49.22	34%+7.00+A
Groundman Truck Driver.....	\$ 39.19	34%+7.00+A
Groundman.....	\$ 37.81	34%+7.00+A
Lineman, Substation Technician, Cable Splicing Technician, Digger Operator, Crane Operator 20 tons and above, and Signal Technician.....	\$ 59.17	34%+7.00+A

OWNER COPY

FOOTNOTE: A. PAID HOLIDAYS: Memorial Day, Independence Day, Labor Day, and Thanksgiving Day

ELEC0364-003 05/30/2022

BOONE (All) & DEKALB (Remainder) COUNTIES

	Rates	Fringes
ELECTRICIAN.....	\$ 52.00	39.36

ELEC0461-006 05/30/2022

DEKALB (Sandwich TWP), KANE (Southern Half) & KENDALL (All) COUNTIES

	Rates	Fringes
ELECTRICIAN.....	\$ 51.84	38.38

ELEC0701-001 06/03/2019

DUPAGE COUNTY

	Rates	Fringes
ELECTRICIAN.....	\$ 41.00	105.86%

ENGI0150-015 06/01/2022

BOONE and DE KALB COUNTIES

	Rates	Fringes
OPERATOR: Power Equipment		
Group 1.....	\$ 49.40	46.20
Group 2.....	\$ 48.85	46.20
Group 3.....	\$ 47.55	46.20
Group 4.....	\$ 46.10	46.20
Group 5.....	\$ 44.65	46.20

POWER EQUIPMENT OPERATOR CLASSIFICATIONS

GROUP 1: Asphalt Plant; Asphalt Heater and Planer combination; Asphalt Spreader; Asphalt Silo Tender; Autograder, GOMACO or similar; Belt Loader; Caisson Rigs; Car Dumper, Central Redi-Mix Plant; Combination Backhoe Front End Loader Machine (1 cu yd or over Backhoe bucket with attachments); Backhoe with Shear attachment; Concrete Breaker (truck mounted); Concrete Conveyor; Concrete Paver over 27E cu ft; Concrete Placer; Concrete Tube Float; Cranes, all attachments; Cranes, Hammerhead, Linden, Peco and machines of a like nature; Creter Crane; Crusher, stone; Derricks; Derrick Boats; Derricks, traveling; Dredges; Field Mechanic Welder; Formless Curb and Gutter Machine; Gradall and machines of a like nature; Grader, Elevating; Grader, Motor Grader, Motor Patrol, Auto Patrol, Form Grader, Pull Grader, Subgrader; Guard Rail Post Driver mounted; Hoists, one, two, and three Drum; Hydraulic Backhoes; Locomotive, all Mucking Machine; Pile Drivers and Skid Rig; Pre-Stress Machine; Pump Cretes Dual Ram; Rock Drill-Crawler or Skid Rig; Rock Drill truck mounted; Roto Mill Grinder, 36" and over; Roto Mill Grinder, less than 36"; Slip- Form Paver; Soil Test Drill Rig, truck mounted; Straddle Buggies; GCI Crane and similar; Hydraulic Telescoping Form (tunnel); Tie Back Machine; Tractor Drawn Belt Loader; Tractor Drawn Belt Loader with attached Pusher; Tractor with boom; Tractaire with attachment; Traffic Barrier Conveyor Machine; Raised or Blind Hoe Drill (Tunnel & Shaft); Trenching Machine; Truck Mounted Concrete Pump with boom; Truck mounted Concrete Conveyor; Underground Boring and/or Mining Machines under 5 ft; Wheel Excavator & Widener (Apsco)

GROUP 2: Batch Plant; Bituminous Mixer; Bobcats over .75 cu yd; Boiler and Throttle Valve; Bulldozer; Car Loader Trailing Conveyors; Combination Backhoe Front End Loader Machine, less than 1 cu yd Backhoe Bucket with attachments; Compressor and Throttle Valve; Compressor, common receiver (3); Concrete Breaker or Hydro Hammer; Concrete Grinding Machine; Concrete Mixer or Paver 75 series to and including 27 cu ft; Concrete Spreader; Concrete Curing Machine, Burlap Machine; Belting Machine and Sealing Machine; Conveyor Muck Cars (Haglund or similar type); Finishing Machine-Concrete; Greaser Engineer; Highlift Shovels or

OWNER COPY

Front End Loader; Hoist-Sewer Dragging Machine; Hydraulic Boom Trucks, all attachments; Locomotives, Dinky; Pump Cretes, Squeeze Cretes-Screw Type pumps, Gypsum Bulker and Pump; Roller Asphalt; Rotary Snow Plows; Rototiller, Seaman, etc self-Propelled; Scoops-Tractor Drawn; Self-propelled Compactor; Spreader-Chip- Stone etc; Scraper; Scraper-Prime Mover in Tandem regardless of size (add \$1.00 to to Group 2 hourly rate for each hour and for each machine attached thereto); Tank Car Heater; Tractors, Push, pulling Sheeps Foot, Disc, or Compactor, etc; Tug Boats

GROUP 3: Boilers; Brooms, all power propelled; Cement Supply Tender; Compressor, Common Receiver (2); Concrete Mixer, two bag and over; Conveyor, Portable; Farm type Tractors used for mowing, seeding, etc; Fireman on Boilers; Forklift Trucks; Grouting Machines; Hoists, Automatic; Hoists, all Elevators; Hoists, Tugger single Drum; Jeep Diggers; Pipe Jacking Machines; Post- hole Digger; Power Saw, Concrete, Power Driven; Pug Mills; Rollers, other than asphalt; Seed and Straw Blower; Steam Generators; Stump Machine; Winch Trucks with A-Frame; Work Boats; Tamper-Form motor driven

GROUP 4: Air compressor - Small 185 and under (1 to 5 not to exceed a total of 300 ft); Air Compressor - Large over 185; Asphalt Spreader Backend Man; Combination - Small Equipment Operator; Generators - Small 50 kw and under; Generators - Large , over 50 kw; Heaters, Mechanical; Hydraulic power unit (Pile Driving, Extracting or Drilling); Light Plants All (1 to 5); Pumps, over 3" (1 to 3, not to exceed a total of 300 ft); Pumps, Well Points; Tractaire; Welding Machines (2 through 5); Winches, 4 small electric drill winches; Bobcats up to and including .75 cu yd

GROUP 5: Oilers

PREMIUM PAY:

Long Boom :

Cranes & Derricks 90' to 150' including jib receive an extra \$.50 per hour. Cranes & Derricks over 150' including jib receive an extra \$.50 per hour plus an additional \$.10 for each additional 10' of boom or jib.

Capacity Pay: Cranes & Derricks with maximum capacity exceeding 50 ton with less than 90' of boom or jib shall be compensated \$.01 per hour for each ton of the rated capacity in excess of 50 ton.

Long Boom pay and Capacity pay cannot be combined.

Crane mounted earth auger, raised and blind hole drills, and truck mounted drill rigs receive an extra \$.50 per hour.

Creter Cranes:

When the Creter Crane is equipped with a conveyor system capable of extending 70' or more, the engineer shall receive an extra \$.50 per hour.

Truck Mounted Concrete Pumps:

When the Truck Mounted Concrete Pump is equipped with a boom, which is capable of extending 90' or more, the engineer shall receive \$.50 per hour extra.

Truck Mounted Concrete Conveyor:

Truck Mounted Concrete Conveyors equipped with conveyors that are capable of extending 90' or more, the engineer shall receive an extra \$.50 per hour.

Underground Work:

Employees working in tunnels, shafts, etc. shall be paid an additional \$.40 per hour. Employees working under air pressure 1/2 pound to 7 pounds shall receive an additional \$.50 per hour. Employees working under air pressure of 7 pounds or over shall receive \$.65 per hour more.

Mining Machines- Boring Machines:

The crew operating and maintaining the Mining Machines shall be compensated an additional \$.50 per hour.

* ENGI0150-024 06/01/2022

DUPAGE, KANE, KENDALL, LAKE, McHENRY, and WILL COUNTIES

Rates Fringes

OWNER COPY

OPERATOR: Power Equipment		
GROUP 1.....	\$ 53.30	46.00
GROUP 2.....	\$ 52.75	46.00
GROUP 3.....	\$ 50.70	46.00
GROUP 4.....	\$ 49.30	46.00
GROUP 5.....	\$ 48.10	46.00

POWER EQUIPMENT OPERATOR CLASSIFICATIONS

GROUP 1: Asphalt Plant*; Asphalt Heater and Planer combination; Asphalt Heater Scarfire*, Asphalt Spreader; Autograder/ GOMACO or similar; ABG Paver*, Backhoes with Caisson attachment*, Ballast Regulator, Belt Loader*; Caisson Rigs*Car Dumper, Central Redi-Mix Plant*, Combination Backhoe; Front End Loader Machine (1 cu yd or over Backhoe bucket or with attachments); Concrete Breaker (truck mounted); Concrete Conveyor; Concrete Paver over 27E cu ft*; Concrete Placer*; Concrete Tube Float; Cranes, all attachments*; Cranes, Hammerhead, Linden, Peco and machines of a like nature*; Creter Crane; Crusher, stone; All Derricks; Derrick Boats; Derricks, traveling*; Dowell Machine with Air Compressor (\$1.00 above Class 1); Dredges*; Field Mechanic Welder; Formless Curb and Gutter Machine*; Gradall and machines of a like nature*; Grader, Elevating; Grader, Motor Grader, Motor Patrol, Auto Patrol, Form Grader, Pull Grader, Subgrader; Guard Rail Post Driver mounted*; Hoists, one, two, and three Drum; Hydraulic Backhoes*; Backhoes with Shear attachments*; Mucking Machine; Pile Drivers and Skid Rig*; Pre-Stress Machine; Pump Cretes Dual Ram (requires frequent lubrication and water)*; Rock Drill- Crawler or Skid Rig*; Rock Drill truck mounted*; Rock/ Track Tamper; Roto Mill Grinder, (36" and over)*; Slip-Form Paver*; Soil Test Drill Rig, truck mounted*; Straddle Buggies; Hydraulic Telescoping Form (tunnel); Tractor Drawn Belt Loader*; Tractor Drawn Belt Loader with attached Pusher (two engineers); Tractor with boom; Tractaire with attachment; Traffic Barrier Transfer Machine*; Trenching Machine; Truck Mounted Concrete Pump with boom*; Underground Boring and/or Mining Machines 5 ft in diameter and over tunnel, etc.*; Wheel Excavator* & Widener (Apsco); Raised or Blind Hoe Drill, Tunnel & Shaft*

GROUP 2: Batch Plant*; Bituminous Mixer; Boiler and Throttle Valve; Bulldozer; Car Loader Trailing Conveyors; Combination Backhoe Front End Loader Machine, (less than 1 cu yd Backhoe Bucket with attachments); Compressor and Throttle Valve; Compressor, common receiver (3); Concrete Breaker or Hydro Hammer; Concrete Grinding Machine; Concrete Mixer or Paver 75 series to and including 27 cu ft; Concrete Spreader; Concrete Curing Machine; Burlap Machine; Belting Machine and Sealing Machine; Concrete Wheel Saw; Conveyor Muck Cars (Haglund or similar type); Drills (all); Finishing Machine-Concrete; Greaser Engineer; Highlift Shovels or Front End Loader; Hoist- Sewer Dragging Machine; Hydraulic Boom Trucks, all attachments; Hydro-Blaster (requires two operators); Laser Screed*; Locomotives, Dinky; Off-Road Hauling Units (including articulating); Pump Cretes; Squeeze Cretes-Screw Type pumps, Gypsum Bulker and Pump; Roller Asphalt; Rotary Snow Plows; Rototiller, Seaman, self-Propelled; Scoops-Tractor Drawn; Self- propelled Compactor; Spreader-Chip-Stone; Scraper; Scraper-Prime Mover in Tandem regardless of size (add \$1.00 to Group 2 hourly rate for each hour and for each machine attached thereto add \$1.00 to Group 2 hourly rate for each hour); Tank Car Heater; Tractors, Push, pulling Sheeps Foot, Disc, or Compactor, etc; Tug Boats

GROUP 3: Boilers; Brooms, all power propelled; Cement Supply Tender; Compressor, Common Receiver (2); Concrete Mixer, two bag and over; Conveyor, Portable; Farm type Tractors used for mowing, seeding, etc; Fireman on Boilers; Forklift Trucks; Grouting Machines; Hoists, Automatic; Hoists, all Elevators; Hoists, Tugger single Drum; Jeep Diggers; Low Boys; Pipe Jacking Machines; Post-hole Digger; Power Saw, Concrete, Power Driven; Pug Mills; Rollers, other than asphalt; Seed and Straw Blower; Steam Generators; Stump Machine; Winch Trucks with A-Frame; Work Boats; Tamper-Form motor driven

GROUP 4: Air compressor - Small 250 and under (1 to 5 not to exceed a total of 300 ft); Air Compressor - Large over 250; Combination - Small Equipment Operator; Directional Boring Machine; Generators - Small 50 kw and under; Generators - Large , over 50 kw; Heaters, Mechanical; Hydraulic power unit (Pile Driving, Extracting or Drilling); Light Plants (1 to 5); Pumps, over 3" (1 to 3, not to exceed a total of 300 ft); Pumps, Well Points; Tractaire; Welding Machines (2

through 5); winches, 4 small electric drill winches;

GROUP 5: Bobcats (All); Brick Forklifts; Oilers; Directional Boring

*Requires Oiler

IRON0001-014 06/01/2021

DU PAGE (Eastern 1/4), LAKE, AND MCHENRY (Hebron, Woodstock, and East thereof) COUNTIES

	Rates	Fringes
IRONWORKER		
Sheeter.....	\$ 54.76	41.45
Structural and Reinforcing..	\$ 54.51	41.45

IRON0063-003 06/01/2021

LAKE, DUPAGE (Eastern 1/4) and MCHENRY (HEBRON, WOODSTOCK & EAST THEREOF) COUNTIES

	Rates	Fringes
IRONWORKER, ORNAMENTAL.....	\$ 52.13	39.47

IRON0393-003 06/01/2021

DEKALB (SOUTHEASTERN 2/3 including Sycamore and Dekalb), DUPAGE (REMAINDER), KANE, KENDALL (NORTHERN PART), and MCHENRY (SOUTHEAST 1/4) COUNTIES

	Rates	Fringes
IRONWORKER.....	\$ 48.83	39.84

IRON0444-006 06/01/2022

KENDALL (Southern Part) and WILL COUNTIES

	Rates	Fringes
IRONWORKER.....	\$ 47.80	42.50

IRON0498-003 06/01/2021

BOONE, DEKALB (EXCEPT Southeast), and MCHENRY (Northwest) COUNTIES

	Rates	Fringes
IRONWORKER.....	\$ 41.37	44.41

LAB00002-004 06/01/2018

DUPAGE COUNTY

	Rates	Fringes
LABORER (SEWER CONSTRUCTION)		
GROUP 1.....	\$ 42.72	28.19
GROUP 2.....	\$ 42.85	28.19
GROUP 3.....	\$ 42.95	28.19
GROUP 4.....	\$ 43.07	28.19
GROUP 5.....	\$ 42.72	28.19

LABORER CLASSIFICATIONS

GROUP 1: Signalmen Top Laborers, and all other Laborers not Mentioned.

GROUP 2: Concrete Laborers; Steel Setters.

GROUP 3: Cement Carriers; Cement Mixers; Concrete Repairmen; Mortar Men; Scaffold Men; and Second Bottom Men.

GROUP 4: Bottom Men; Bracers-Bracing; Bricklayer's Tender; Catch Basin Digger; Drainlayer; Dynamiter; Form Men; Jackhammermen; Powerpac; Pipelayers; Rodders; Welders & Burners; Well Point System Men.

OWNER COPY

GROUP 5: Asbestos Abatement Laborers, Toxic and Hazardous Waste Removal Laborers & Dosimeter use (any device) Monitoring Nuclear Exposure.

LAB00002-009 06/01/2018

DU PAGE COUNTY

	Rates	Fringes
LABORER (Compressed Air)		
0 - 15 lbs.....	\$ 43.72	28.19
16 - 20 lbs.....	\$ 44.22	28.19
21 - 26 lbs.....	\$ 44.72	28.19
27 - 33 lbs.....	\$ 45.72	28.19
34 lbs and over.....	\$ 46.72	28.19
LABORER (Tunnel and Sewer)		
GROUP 1.....	\$ 42.72	28.19
GROUP 2.....	\$ 42.85	28.19
GROUP 3.....	\$ 42.95	28.19
GROUP 4.....	\$ 43.07	28.19
GROUP 5.....	\$ 42.72	28.19

LABORER CLASSIFICATIONS (TUNNEL)

GROUP 1: Cage tenders; Dumpmen; Flagmen; Signalmen; Top laborers

GROUP 2: Air hoist operator; Key board operator; concrete laborer; Grout; Lock tenders (Free Air Side); Steel setters; Tuggers; Switchmen; Car pusher

GROUP 3: Concrete repairmen; Lock tenders (pressure side); Mortar men; Muckers; Grout machine operators; Track layers

GROUP 4: Air trac drill operator; Miner; Bricklayer tenders; Concrete blower operator; Drillers; Dynamiters; Erector operator; Form men; Jackhammermen; Powerpac; Mining machine operators; Mucking machine operator; Laser beam operator; Liner plate and ring setters; Shield drivers; Power knife operator; Welder- burners; Pipe jacking machine operator; skimmers; Maintenance technician

GROUP 5: Asbestos abatement laborer; Toxic and hazardous waste removal laborer; Dosimeter (any device) monitoring nuclear exposure

LABORER CLASSIFICATIONS (SEWER)

GROUP 1: Signalmen; Top laborers and All other laborers

GROUP 2: Concrete laborers and Steel setters

GROUP 3: Cement carriers; Cement mixers; Concrete repairmen; Mortar men; Scaffold men; Second Bottom men

GROUP 4: Air trac drill operator; Bottom men; Bracers-bracing; Bricklayer tenders; Catch basin diggers; Drainlayers; dynamiters; Form men; Jackhammermen; Powerpac; Pipelayers; Rodders; Welder-burners; Well point systems men

GROUP 5: Asbestos abatement laborer, Toxic and hazardous waste removal laborer; Dosimeter (any device) monitoring nuclear exposure

LAB00032-007 05/01/2021

DE KALB COUNTY

	Rates	Fringes
LABORER		
General Laborer.....	\$ 38.75	34.91
Skilled Laborer.....	\$ 41.90	34.91

LABORER CLASSIFICATIONS

General Laborer: Carpenter Tender, Tool Cribman, Fireman or Salamander Tender, Flagman, Gravel Box Man, Bumpman & Spotter, Form Handler, Material Handler, Fencing Laborer, Cleaning Lumber, Pit Man, Material Checker, Landscaper, Unloading Explosives, Laying of Sod, Planting of Trees, Asphalt Workers With Machine & Layers, Asphalt Plant Laborer, Wrecking, Fire-proofing, Driving Stakes, Stringlines for All Machinery, Window Cleaning, Demolition

Worker, Explosive Handling, Trimming & Removal of Trees, Multi-Plate Pipe, Pilot Cars for Traffic Control, Power Rigging

Skilled Laborer: Asbestos Abatement Worker; Hazardous Waste Worker Handling any Materials with any Foreign Matter Harmful to Skin or Clothing, Track Labor, Cement Handler, Chloride Handler, Unloading & Laborers with Steel Workers & Re-bars, Wet Concrete Workers, Tunnel Tenders in Free Air, Batch Dumper, Mason Tender, Kettle & Tar Man, Tank Cleaner, Plastic Installer, Scaffold Worker, Motorized Buggies or Motorized Unit Used For Wet Concrete or Handling of Building Materials, Laborers With De-Watering Systems, Sewer Workers Plus Depth, Vibrator Operator; Cement Silica, Clay, Fly Ash, Lime & Plasters Handlers (Bulk or Bag); Cofferdam Worker Plus Depth, Concrete Paving, Placing, Cutting & Tying of Reinforcing, Deck Hand, Dredge Hand and Shore Laborer, Bankman on Floating Plant, Grade Checker, Power Tools, Front End Man on Chip Spreader, Caisson Worker Plus Depth, Gunnite Nozzleman, Leadman on Sewer Work, Welder, Cutter, Burner & Torchman, Chain Saw Operator, Jackhammer & Drill Operator, Layout Man and/or Tile Layer, Steel Form Setter - Street & Highway, Air Tamping Hammerman, Signal Man On Crane, Concrete Saw Operator, Screenman on Asphalt Paver, Tending Masons with Hot Material or Where Foreign Materials are used, Mortar Mixer Operator, Multiple Concrete Duct - Leadman, Luteman, Asphalt Raker Curb Asphalt Machine Operator, Ready Mix Scaleman Permanent Portable or Temporart Plant, Laborer Handling Masterplate or Similar Materials, Laser Beam Operator, Concrete Burning Machine Operator, Coring Machine Operator, Plaster Tender, Underpinning & Shoring of Buildings, Pump Man, Manhole & Catch Basin, Dirt & Stone Tamper, Hoseman on Concrete Pump.

LAB00075-002 06/01/2017

WILL COUNTY

	Rates	Fringes
LABORER		
GROUP 1.....	\$ 41.20	27.47
GROUP 2.....	\$ 41.55	27.47
GROUP 3.....	\$ 41.20	27.47
GROUP 4.....	\$ 41.55	27.47
GROUP 5.....	\$ 41.40	27.47
GROUP 6.....	\$ 41.55	27.47
GROUP 7.....	\$ 41.40	27.47

LABORER CLASSIFICATIONS

GROUP 1 - Mortar mixers, handling asphalt shingles; Scaffolds; Sewer and trench work (ground level down to 8 feet); Catch basin and manhole diggers, mesh handling on road work; Cement and mineral filler handler; Concrete puddlers; Batch dumpers (cement & asphalt); Vibrator operators; Sand and stone wheelers to mixer Handlers); Concrete wheelers; Airtamping hammermen; Concrete & paving breakers; Rock drillers/Jackhammermen; Chipping hammermen 1-Bag mixer; Asphalt laborer; Chain and power saws; Pit men; Fencing laborers; Mason tenders (mortar and brick wheeler); Kettleman & tarmen, tank cleaners; Scaffold and staging laborers; Pot Firemen (tarmen); Heaters tender for any purpose; Water pumps (portable water pumps shall be tended by laborers if the employer determines tending is required); Rip rap; Handling of slab steel road forms in any manner, except road form setting, setting center strips, Contraction and expansion joints (road work); Unloading and handling of lumber, brick, transite materials, cast iron water pipe, reinforced concrete rods, sewer and drain tile, railroad tiles and all other creosoted materials; paving blocks and concrete forms; Handling of insulation of any type; all work involving the unloading of materials, fixtures, or furnishing, whether crated or uncrated; all mortar and composition mixers of sewer work; track laborers; Chimney and silo laborers working at a height of 1 to 48 feet; All laborers working on swinging suspended, or any type or make of scaffolding 1 to 48 feet; All laborers working inside a sphere or any type or make of tank; Working inside a sphere or any type or make of tank from bottom to a height of 48 feet; Form strippers (any type); Mechanical or motorized buggies, for concrete or masons employers; Use of skid steer loads or any other machinery which replaces the wheelbarrow or buggy; Handling multiple concrete duct or any other type of

OWNER COPY

pipe used in public utility work unless otherwise specified herein; Snapping of wall ties and removal of rods; drilling of anchor bolt holes; Concrete or asphalt clipper type saws and self-propelled saws; Shoulder and grade laborers; All hydraulic electric and air or any other type of tools; Grouting and caulking; Cleaning lumber, Nail pulling, Deck hand; Dredgehand; Shore laborer; Bankmen on Floating Plant; Tool and material checkers; Signalmen and Flagmen on all construction work; Cleaning of debris; Removal of trees; Concrete curing, temporary concrete protection regardless of manner or materials used; Laborers on Apsco; Janitorial; Wrecking and demolition laborers

GROUP 2 - Sewer and drain pipe layers and multiple concrete duct or any other type of pipe used, on public utility work (ground level to 8 feet); Pumpcrete pipe handlers

GROUP 3 - Asphalt rakers; Hod carriers; Plasterer laborers; Gunitite laborers, Slab for setters on roads, highways, streets, airport runaways, and radii (any type of form) stringline men for all aforementioned work; Wagon and tower drillers on land and floating plant used on dredging; Asphalt gunners and plug men (undercoating on road work); Mortar pump laborers; Plaster pump laborers

GROUP 4 - Tunnel miners, and all laborers inside tunnel; Air blow pipemen; Torchmen (burners); Mortaring men on sewer and drain pipe (the applying of mortar and composition mixes); All bottom men on sewer work-all sewer and drain pipelayers-multiple concrete duct or any other type of pipe used on public utility work-8 feet or more below ground level, and all other sewer and trench laborers 8 feet or more below ground level regardless of excavation area; All labor work inside cofferdam; Use of a 10 foot or more drill steel for hand held drills; Caisson laborers ground level down 15 feet; All air tools 8 feet or more below ground level; All laborers working on swinging-suspended or any type or make of scaffolds, 48 feet to 100 feet; All chimney and silo laborers working at a height of 48 to 100 feet; All tamping hammers over 150 lbs.; All laborers working inside of a sphere or any type or make of tank at a height of 48 feet to 100 feet; all hydraulic, electric and air tools or any other type 8 feet or more below ground level; Vibrators-any type-8 feet or more below ground level

GROUP 5 - Gunitite nozzle men; Caisson laborers and all tamping hammers from 150 lbs and over; from 15 feet below ground level down to 50 feet; and all laborers working inside of a sphere or any type of tank for every additional 50 feet or part thereof above 100 feet in height

GROUP 6 - All underground cavern laborers; Caisson laborers 50 feet or more below ground level; Laborers working under radio active conditions (suiting up); Blasting men (Powdermen)

GROUP 7 - Dosimeter (any device) used for monitoring nuclear exposure; Asbestos abatement worker; Toxic and hazardous waste removal laborer; and chimney and silo laborers for every additional 50 feet or any part thereof above 100 feet high

LAB00149-002 06/01/2018

BOONE, KANE, KENDALL, AND McHENRY COUNTIES

	Rates	Fringes
LABORER		
GROUP 1.....	\$ 42.72	28.19
GROUP 2.....	\$ 43.00	28.19
GROUP 3.....	\$ 43.00	28.19
GROUP 4.....	\$ 43.00	28.19
GROUP 5.....	\$ 42.95	28.19
GROUP 6.....	\$ 43.07	28.19
GROUP 7.....	\$ 43.07	28.19
GROUP 8.....	\$ 42.72	28.19
GROUP 9.....	\$ 43.72	28.19

LABORER CLASSIFICATIONS

GROUP 1: Common laborer, Asphalt laborer, Asphalt plant laborer, Striping laborer, Clipper type concrete saw, Self-propelled saws

GROUP 2: Air tampers & Vibrators

OWNER COPY

GROUP 3: Mortar & Concrete mixers

GROUP 4: Stringline & form setter; Torchman (demolition),
Sheeting & Cribbing, Black top rakers & lutemen, Machine
screwmen

GROUP 5: Chain saw man, Jackhammer man, Drillman, Concrete
breaders & air spade,

GROUP 6: Tunnel laborers, Tile layers & bottom men

GROUP 7: Caisson diggers, Dynamiters

GROUP 8: Flagman

GROUP 9: Asbestos apatement laborers, Toxic & hazardous
waste removal laborers & Dosimeter (any device) monitoring
nuclear exposure

LAB00152-003 06/01/2017

LAKE COUNTY

	Rates	Fringes
LABORER		
GROUP 1.....	\$ 41.20	27.47
GROUP 2.....	\$ 41.28	27.47
GROUP 3.....	\$ 41.20	27.47
GROUP 4.....	\$ 41.43	27.47
GROUP 5.....	\$ 41.40	27.47
GROUP 6.....	\$ 41.40	27.47

LABORER CLASSIFICATIONS

GROUP 1: General laborers; Asphalt

GROUP 2: Cement gun laborers

GROUP 3: Asphalt Tampers and Smoothers

GROUP 4: Rakers and Lutemen; Machine screwman; Kettleman;
Mixermen, Drum-Men; Jackhammermen (Asphalt); Mite Box
Spreaders; Laborers on birch overman and similar spreader
equipment; Laborers on apSCO; Laborers on Air Compressors;
Paving Form Setters; Jackhammerman (Concrete); Power Drive
Concrete Saws

GROUP 5: Cement Gun Nozzle (Gunite)

GROUP 6: Asbestos abatement laborers; Toxic and hazardous
waste removal laborers; Dosimeter (any device monitoring
nuclear exposure)

PAIN0014-003 06/01/2022

LAKE and WILL COUNTIES

	Rates	Fringes
PAINTER: Brush Only.....	\$ 50.30	31.07

PAIN0030-001 06/01/2022

DE KALB, DU PAGE, KANE, KENDALL AND MCHENRY COUNTIES

	Rates	Fringes
PAINTER		
Brush, Drywall Taper/Finisher, Sandblaster, and Spray.....	\$ 50.30	25.43

PAIN0030-004 06/01/2022

BOONE, JO DAVIESS, LEE, OGLE, STEPHENSON AND WINNEBAGO COUNTIES

	Rates	Fringes
PAINTER		
Brush, Roller, Spray, Sandblasting, Paperhanger, Drywall Finishing, Taper, and Spray Structural Steel..	\$ 42.90	27.41

OWNER COPY
PLAS0011-002 06/01/2022

WILL COUNTY

	Rates	Fringes
CEMENT MASON/CONCRETE FINISHER...	\$ 44.19	39.41
<hr/>		
PLAS0011-008 06/01/2022		

DE KALB, KANE, KENDALL, AND McHENRY COUNTIES

	Rates	Fringes
CEMENT MASON/CONCRETE FINISHER...	\$ 49.70	38.94
<hr/>		
PLAS0011-013 06/01/2022		

LAKE COUNTY

	Rates	Fringes
CEMENT MASON/CONCRETE FINISHER...	\$ 48.00	40.66
<hr/>		
PLAS0011-015 06/01/2022		

BOONE COUNTY

	Rates	Fringes
CEMENT MASON/CONCRETE FINISHER...	\$ 40.10	34.62
PLASTERER.....	\$ 37.00	35.86
<hr/>		
PLAS0803-001 08/01/2010		

DUPAGE COUNTY

	Rates	Fringes
CEMENT MASON/CONCRETE FINISHER...	\$ 38.00	24.03
<hr/>		
* TEAM0179-002 06/01/2017		

KENDALL and WILL COUNTIES

	Rates	Fringes
TRUCK DRIVER		
2 or 3 Axle Trucks.....	\$ 37.68	0.15+a
4 Axle Trucks.....	\$ 37.83	0.15+a
5 Axle Trucks.....	\$ 38.03	0.15+a
6 Axle Trucks.....	\$ 38.23	0.15+a

FOOTNOTES:

- a. \$733.20 per week.
- b. Lowboy rate based on number of axles

An additional \$.20 per axle shall be paid for all vehicles with more than six (6) axles.

CLASSIFICATIONS:

Group 1 - Frame Truck when used for transportation purposes; Air Compressor and Welding Machines, including those pulled by cars, pick-up trucks and tractors; Ambulances; Articulated Dumps; Batch Gate Lockers; Batch Hopperman; Car and Truck Washers; Carry Alls; Forl Lifts and Hoisters; Helpers; Mechanics Helpers and Greasers; Oil Distributors, two-man operation; Pavement Breakers; Pole Trailer, up to 40 feet; Pothole Repair Trucks; Power Mower Tractors; Quick Change Barrier; Self-Propelled Chip Spreader; Shipping and Receiving Clerks and Checkers; Skipman; Slurry Trucks, two-man operation; Slurry Trucks, Conveyor Operated - 2 or 3 man operation; Teamsters; Unskilled Dumpmen; Warehousemen and Dockmen; Truck Drivers hauling warning lights, barricades, and portable toilets on the job site

Group 2 - Dispatcher; Dump Crets and Adgetators under 7 yards; Dumpsters, Track Trucks, Euclids, Hug Bottom Dump Turnpulls or Turntrailers when pulling other than self-loading equipment or similar equipment under 16 cubic yards; Mixer Trucks under 7 yards; Ready-Mix Plant Hopper Operator; Winch Trucks, 2 Axles

Group 3 - Dump Crets and Adgetators, 7 yards and over; Dumpsters, Track Trucks, Euclids, Hug Bottom Dump Turnpulls or Turntrailers when pulling other than

Self-loading equipment or similar equipment over 16 cubic yards; Explosives and/or Fission Material Trucks; Mixer Trucks 7 yards or over; Mobile Cranes while in transit; Oil Distributors, one-man operation; Pole Trailer, over 40 feet; Pole and Expandable Trailers hauling material over 50 feet long;
 Slurry Trucks, one-man operation; Winch Trucks, 3 axles or more; Mechanic - *Truck Welder and *Truck Painter*These classifications shall only apply in areas where and when it has been a past area practice; Asphalt Plant Operators in areas where it has been past practice

Group 4 - Dual-purpose vehicles, such as mounted crane trucks with hoist and accessories; Foreman; Master Mechanic; Self-loading equipment like P.B. and trucks with scoops on the front

 * TEAM0301-001 06/01/2019

LAKE AND MCHENRY COUNTIES

	Rates	Fringes
TRUCK DRIVER		
2-3 AXLES.....	\$ 39.34	10.75+a
4 AXLES.....	\$ 39.49	10.75+a
5 AXLES.....	\$ 39.69	10.75+a
6 AXLES.....	\$ 39.89	10.75+a

FOOTNOTES:

- a. 380.00 per week pension.
- b. Lowboy rate based on number of axles

An additional \$.20 per axle shall be paid for all vehicles with more than six (6) axles.

Paid Holidays: New Year's Day, Memorial Day, Independence Day, Labor Day, Thanksgiving Day, and Christmas Day.

900 straight time hours or more in 1 calendar year for the same employer shall receive 1 week paid vacation; 3 years - 2 weeks paid vacation; 10 years - 3 weeks paid vacation; 20 years - 4 weeks paid vacation.

CLASSIFICATIONS:

Group 1 - Frame Truck when used for transportation purposes; Air Compressor and Welding Machines, including those pulled by cars, pick-up trucks and tractors; Ambulances; Articulated Dumps; Batch Gate Lockers; Batch Hopperman; Car and Truck Washers; Carry Alls; Forl Lifts and Hoisters; Helpers; Mechanics Helpers and Greasers; Oil Distributors, two-man operation; Pavement Breakers; Pole Trailer, up to 40 feet; Pothole Repair Trucks; Power Mower Tractors; Quick Change Barrier; Self-Propelled Chip Spreader; Shipping and Receiving Clerks and Checkers; Skipman; Slurry Trucks, two-man operation; Slurry Trucks, Conveyor Operated - 2 or 3 man operation; Teamsters; Unskilled Dumpmen; Warehousemen and Dockmen; Truck Drivers hauling warning lights, barricades, and portable toilets on the job site

Group 2 - Dispatcher; Dump Crets and Adgetators under 7 yards; Dumpsters, Track Trucks, Euclids, Hug Bottom Dump Turnapulls or Turnatrailers when pulling other than self-loading equipment or similar equipment under 16 cubic yards; Mixer Trucks under 7 yards; Ready-Mix Plant Hopper Operator; Winch Trucks, 2 Axles

Group 3 - Dump Crets and Adgetators, 7 yards and over; Dumpsters, Track Trucks, Euclids, Hug Bottom Dump Turnapulls or Turnatrailers when pulling other than self-loading equipment or similar equipment over 16 cubic yards; Explosives and/or Fission Material Trucks; Mixer Trucks 7 yards or over; Mobile Cranes while in transit; Oil Distributors, one-man operation; Pole Trailer, over 40 feet; Pole and Expandable Trailers hauling material over 50 feet long;
 Slurry Trucks, one-man operation; Winch Trucks, 3 axles or more; Mechanic - *Truck Welder and *Truck Painter*These classifications shall only apply in areas where and when it has been a past area practice; Asphalt Plant Operators in areas where it has been past practice

Group 4 - Dual-purpose vehicles, such as mounted crane trucks with hoist and accessories; Foreman; Master Mechanic; Self-loading equipment like P.B. and trucks with scoops on

* TEAM0325-004 06/01/2020

BOONE and WINNEBAGO COUNTIES

	Rates	Fringes
TRUCK DRIVER		
2 - 3 Axles.....	\$ 39.87	22.60
4 Axles.....	\$ 40.02	22.60
5 Axles.....	\$ 40.22	22.60
6 Axles.....	\$ 40.33	22.60

FOOTNOTE: An additional \$.20 per axle shall be paid for all vehicles with more than six (6) axles.

CLASSIFICATIONS:

Group 1 - Frame Truck when used for transportation purposes; Air Compressor and Welding Machines, including those pulled by cars, pick-up trucks and tractors; Ambulances; Batch Gate Lockers; Batch Hopperman; Car and Truck Washers; Forl Lifts and Hoisters; Helpers; Mechanics Helpers and Greasers; Oil Distributors, two-man operation; Pavement Breakers Pole Trailer, up to 40 feet; Power Mower Tractors; Skipman; Slurry Trucks, two-man operation; Teamsters; Truck Drivers hauling warning lights, barricades, and portable toilets on the job site

Group 2 - Dump Crets and Adgetators under 7 yards; Dumpsters, Track Trucks, Euclids, Hug Bottom Dump Turnapulls or Turnatrailers when pulling other than self-loading equipment or similar equipment under 16 cubic yards; Mixer Trucks under 7 yards; Ready-Mix Plant Hopper Operator; Winch Trucks, 2 Axles

Group 3 - Dump Crets and Adgetators, 7 yards and over; Dumpsters, Track Trucks, Euclids, Hug Bottom Dump Turnapulls or Turnatrailers when pulling other than self-loading equipment or similar equipment over 16 cubic yards; Explosives and/or Fission Material Trucks; Mixer Trucks 7 yards or over; Mobile Cranes while in transit; Oil Distributors, one-man operation Pole Trailer, over 40 feet; Pole and Expandable Trailers hauling material over 50 feet long, additional \$0.50 per hour; Slurry Trucks, one-man operation; Winch Trucks, 3 axles or more *Mechanic*Truck Welder and Truck Painter; *Winter Rate: Between Dec. 15 and Feb. 28 the mechanic and welder rate shall be \$2.00 less than the scheduled scale. Truck Painter and Truck Welder classifications shall only apply in areas where and when it has been a past area practice; Dual-purpose vehicles, such as mounted crane tucks with hoist and accessories

Group 4 - Foreman; Master Mechanic; Self-loading equipment like P.B. and trucks with scoops on the front

* TEAM0330-002 06/01/2019

DEKALB COUNTY

	Rates	Fringes
TRUCK DRIVER		
2-3 AXLES.....	\$ 38.23	0.25+a
4 AXLES.....	\$ 38.38	0.25+a
5 AXLES.....	\$ 38.58	0.25+a
6 AXLES.....	\$ 38.78	0.25+a

FOOTNOTE: a. \$868.50 per week

An additional \$.20 per axle shall be paid for all vehicles with more than six (6) axles.

Paid Holidays: New Year's Day, Memorial Day, Independence Day, Labor Day, Thanksgiving Day, and Christmas Day.

900 straight time hours or more in 1 calendar year for the same employer shall receive 1 week paid vacation; 3 years - 2 weeks paid vacation; 10 years - 3 weeks paid vacation; 20 years - 4 weeks paid vacation.

OWNER COPY
CLASSIFICATIONS:

Group 1 - Frame Truck when used for transportation purposes; Air Compressor and Welding Machines, including those pulled by cars, pick-up trucks and tractors; Ambulances; Articulated Dumps; Batch Gate Lockers; Batch Hopperman; Car and Truck Washers; Carry Alls; Forl Lifts and Hoisters; Helpers; Mechanics Helpers and Greasers; Oil Distributors, two-man operation; Pavement Breakers; Pole Trailer, up to 40 feet; Pothole Repair Trucks; Power Mower Tractors; Quick Change Barrier; Self-Propelled Chip Spreader; Shipping and Receiving Clerks and Checkers; Skipman; Slurry Trucks, two-man operation; Slurry Trucks, Conveyor Operated - 2 or 3 man operation; Teamsters; Unskilled Dumpmen; Warehousemen and Dockmen; Truck Drivers hauling warning lights, barricades, and portable toilets on the job site

Group 2 - Dispatcher; Dump Crets and Adgetators under 7 yards; Dumpsters, Track Trucks, Euclids, Hug Bottom Dump Turnapulls or Turnatrailers when pulling other than self-loading equipment or similar equipment under 16 cubic yards; Mixer Trucks under 7 yards; Ready-Mix Plant Hopper Operator; Winch Trucks, 2 Axles

Group 3 - Dump Crets and Adgetators, 7 yards and over; Dumpsters, Track Trucks, Euclids, Hug Bottom Dump Turnapulls or Turnatrailers when pulling other than self-loading equipment or similar equipment over 16 cubic yards; Explosives and/or Fission Material Trucks; Mixer Trucks 7 yards or over; Mobile Cranes while in transit; Oil Distributors, one-man operation; Pole Trailer, over 40 feet; Pole and Expandable Trailers hauling material over 50 feet long; Slurry Trucks, one-man operation; Winch Trucks, 3 axles or more; Mechanic - *Truck Welder and *Truck Painter*These classifications shall only apply in areas where and when it has been a past area practice; Asphalt Plant Operators in areas where it has been past practice

Group 4 - Dual-purpose vehicles, such as mounted crane tucks with hoist and accessories; Foreman; Master Mechanic; Self-loading equipment like P.B. and trucks with scoops on the front

* TEAM0673-003 06/01/2019

DU PAGE and KANE COUNTIES

	Rates	Fringes
TRUCK DRIVER		
2-3 AXLES.....	\$ 38.47	0.25+a
4 AXLES.....	\$ 38.62	0.25+a
5 AXLES.....	\$ 38.82	0.25+a
6 AXLES.....	\$ 39.02	0.25+a

FOOTNOTE: a. \$861.10 per week.

An additional \$.20 per axle shall be paid for all vehicles with more than six (6) axles.

Paid Holidays: New Year's Day, Memorial Day, Independence Day, Labor Day, Thanksgiving Day, and Christmas Day.

900 straight time hours or more in 1 calendar year for the same employer shall receive 1 week paid vacation; 3 years - 2 weeks paid vacation; 10 years - 3 weeks paid vacation; 20 years - 4 weeks paid vacation.

CLASSIFICATIONS:

Group 1 - Frame Truck when used for transportation purposes; Air Compressor and Welding Machines, including those pulled by cars, pick-up trucks and tractors; Ambulances; Articulated Dumps; Batch Gate Lockers; Batch Hopperman; Car and Truck Washers; Carry Alls; Forl Lifts and Hoisters; Helpers; Mechanics Helpers and Greasers; Oil Distributors, two-man operation; Pavement Breakers; Pole Trailer, up to 40 feet; Pothole Repair Trucks; Power Mower Tractors; Quick Change Barrier; Self-Propelled Chip Spreader; Shipping and Receiving Clerks and Checkers; Skipman; Slurry Trucks, two-man operation; Slurry Trucks, Conveyor Operated - 2 or 3 man operation; Teamsters; Unskilled Dumpmen; Warehousemen and Dockmen; Truck Drivers hauling warning lights, barricades, and portable toilets on the job site

OWNER COPY

Group 2 - Dispatcher; Dump Crets and Adgetators under 7 yards; Dumpsters, Track Trucks, Euclids, Hug Bottom Dump Turnapulls or Turntrailers when pulling other than self-loading equipment or similar equipment under 16 cubic yards; Mixer Trucks under 7 yards; Ready-Mix Plant Hopper Operator; Winch Trucks, 2 Axles

Group 3 - Dump Crets and Adgetators, 7 yards and over; Dumpsters, Track Trucks, Euclids, Hug Bottom Dump Turnapulls or Turntrailers when pulling other than self-loading equipment or similar equipment over 16 cubic yards; Explosives and/or Fission Material Trucks; Mixer Trucks 7 yards or over; Mobile Cranes while in transit; Oil Distributors, one-man operation; Pole Trailer, over 40 feet; Pole and Expandable Trailers hauling material over 50 feet long; Slurry Trucks, one-man operation; Winch Trucks, 3 axles or more; Mechanic - *Truck Welder and *Truck Painter*These classifications shall only apply in areas where and when it has been a past area practice; Asphalt Plant Operators in areas where it has been past practice

Group 4 - Dual-purpose vehicels, such as mounted crane tucks with hoist and accessories; Foreman; Master Mechanic; Self-loading equipment like P.B. and trucks with scoops on the front

* TEAM0731-002 04/01/2023

Rates Fringes

Traffic Control Device Monitor		
TRAFFIC SAFETY WORKER:		
Primary duties include but are not limited to the delivery, maintenance and pick-up of traffic control devices, the set-up and installation of traffic signs, pavement markings, barricades, crash barrels and glare screens, traffic control surveillance, the repair and maintenance trucks, cars, arrow boards, message signs, barricade and sign fabrication equipment.....	\$ 40.10	20.95

WELDERS - Receive rate prescribed for craft performing operation to which welding is incidental.

Note: Executive Order (EO) 13706, Establishing Paid Sick Leave for Federal Contractors applies to all contracts subject to the Davis-Bacon Act for which the contract is awarded (and any solicitation was issued) on or after January 1, 2017. If this contract is covered by the EO, the contractor must provide employees with 1 hour of paid sick leave for every 30 hours they work, up to 56 hours of paid sick leave each year. Employees must be permitted to use paid sick leave for their own illness, injury or other health-related needs, including preventive care; to assist a family member (or person who is like family to the employee) who is ill, injured, or has other health-related needs, including preventive care; or for reasons resulting from, or to assist a family member (or person who is like family to the employee) who is a victim of, domestic violence, sexual assault, or stalking. Additional information on contractor requirements and worker protections under the EO is available at https://www.dol.gov/agencies/whd/government-contracts.

Unlisted classifications needed for work not included within the scope of the classifications listed may be added after award only as provided in the labor standards contract clauses (29CFR 5.5 (a) (1) (ii)).

The body of each wage determination lists the classification and wage rates that have been found to be prevailing for the cited type(s) of construction in the area covered by the wage

OWNER COPY

determination. The classifications are listed in alphabetical order of "identifiers" that indicate whether the particular rate is a union rate (current union negotiated rate for local), a survey rate (weighted average rate) or a union average rate (weighted union average rate).

Union Rate Identifiers

A four letter classification abbreviation identifier enclosed in dotted lines beginning with characters other than "SU" or "UAVG" denotes that the union classification and rate were prevailing for that classification in the survey. Example: PLUM0198-005 07/01/2014. PLUM is an abbreviation identifier of the union which prevailed in the survey for this classification, which in this example would be Plumbers. 0198 indicates the local union number or district council number where applicable, i.e., Plumbers Local 0198. The next number, 005 in the example, is an internal number used in processing the wage determination. 07/01/2014 is the effective date of the most current negotiated rate, which in this example is July 1, 2014.

Union prevailing wage rates are updated to reflect all rate changes in the collective bargaining agreement (CBA) governing this classification and rate.

Survey Rate Identifiers

Classifications listed under the "SU" identifier indicate that no one rate prevailed for this classification in the survey and the published rate is derived by computing a weighted average rate based on all the rates reported in the survey for that classification. As this weighted average rate includes all rates reported in the survey, it may include both union and non-union rates. Example: SULA2012-007 5/13/2014. SU indicates the rates are survey rates based on a weighted average calculation of rates and are not majority rates. LA indicates the State of Louisiana. 2012 is the year of survey on which these classifications and rates are based. The next number, 007 in the example, is an internal number used in producing the wage determination. 5/13/2014 indicates the survey completion date for the classifications and rates under that identifier.

Survey wage rates are not updated and remain in effect until a new survey is conducted.

Union Average Rate Identifiers

Classification(s) listed under the UAVG identifier indicate that no single majority rate prevailed for those classifications; however, 100% of the data reported for the classifications was union data. EXAMPLE: UAVG-OH-0010 08/29/2014. UAVG indicates that the rate is a weighted union average rate. OH indicates the state. The next number, 0010 in the example, is an internal number used in producing the wage determination. 08/29/2014 indicates the survey completion date for the classifications and rates under that identifier.

A UAVG rate will be updated once a year, usually in January of each year, to reflect a weighted average of the current negotiated/CBA rate of the union locals from which the rate is based.

WAGE DETERMINATION APPEALS PROCESS

1.) Has there been an initial decision in the matter? This can be:

- * an existing published wage determination
- * a survey underlying a wage determination
- * a Wage and Hour Division letter setting forth a position on a wage determination matter
- * a conformance (additional classification and rate) ruling

On survey related matters, initial contact, including requests for summaries of surveys, should be with the Wage and Hour National Office because National Office has responsibility for the Davis-Bacon survey program. If the response from this initial contact is not satisfactory, then the process described in 2.) and 3.) should be followed.

With regard to any other matter not yet ripe for the formal process described here, initial contact should be with the

OWNER COPY

Branch of Construction Wage Determinations. Write to:

Branch of Construction Wage Determinations
Wage and Hour Division
U.S. Department of Labor
200 Constitution Avenue, N.W.
Washington, DC 20210

2.) If the answer to the question in 1.) is yes, then an interested party (those affected by the action) can request review and reconsideration from the Wage and Hour Administrator (See 29 CFR Part 1.8 and 29 CFR Part 7). Write to:

Wage and Hour Administrator
U.S. Department of Labor
200 Constitution Avenue, N.W.
Washington, DC 20210

The request should be accompanied by a full statement of the interested party's position and by any information (wage payment data, project description, area practice material, etc.) that the requestor considers relevant to the issue.

3.) If the decision of the Administrator is not favorable, an interested party may appeal directly to the Administrative Review Board (formerly the Wage Appeals Board). Write to:

Administrative Review Board
U.S. Department of Labor
200 Constitution Avenue, N.W.
Washington, DC 20210

4.) All decisions by the Administrative Review Board are final.

=====

END OF GENERAL DECISIO"

OWNER COPY

"General Decision Number: IL20230020 01/06/2023

Superseded General Decision Number: IL20220020

State: Illinois

Construction Types: Building Landscape, Heavy Landscape, Highway Landscape and Residential Landscape

Counties: Boone, Cook, De Kalb, Du Page, Grundy, Henry, Kane, Kankakee, Kendall, Lake, McHenry, McLean, Ogle, Peoria, Rock Island, Tazewell, Will, Winnebago and Woodford Counties in Illinois.

LANDSCAPING WORK ON BUILDING, RESIDENTIAL, HEAVY AND HIGHWAY CONSTRUCTION PROJECTS.

Note: Contracts subject to the Davis-Bacon Act are generally required to pay at least the applicable minimum wage rate required under Executive Order 14026 or Executive Order 13658. Please note that these Executive Orders apply to covered contracts entered into by the federal government that are subject to the Davis-Bacon Act itself, but do not apply to contracts subject only to the Davis-Bacon Related Acts, including those set forth at 29 CFR 5.1(a)(2)-(60).

<p>If the contract is entered into on or after January 30, 2022, or the contract is renewed or extended (e.g., an option is exercised) on or after January 30, 2022:</p>	<p>. Executive Order 14026 generally applies to the contract. . The contractor must pay all covered workers at least \$16.20 per hour (or the applicable wage rate listed on this wage determination, if it is higher) for all hours spent performing on the contract in 2023.</p>
<p>If the contract was awarded on or between January 1, 2015 and January 29, 2022, and the contract is not renewed or extended on or after January 30, 2022:</p>	<p>. Executive Order 13658 generally applies to the contract. . The contractor must pay all covered workers at least \$12.15 per hour (or the applicable wage rate listed on this wage determination, if it is higher) for all hours spent performing on that contract in 2023.</p>

The applicable Executive Order minimum wage rate will be adjusted annually. If this contract is covered by one of the Executive Orders and a classification considered necessary for performance of work on the contract does not appear on this wage determination, the contractor must still submit a conformance request.

Additional information on contractor requirements and worker protections under the Executive Orders is available at <http://www.dol.gov/whd/govcontracts>.

Modification Number	Publication Date
0	01/06/2023

ENGI0150-013 06/01/2021

BUILDING AND HIGHWAY CONSTRUCTION (LANDSCAPE WORK): The landscape work for the Landscape Equipment Operator excludes the preparation of sub-grade prior to application of finish landscape materials and the utilization of any equipment over one cubic yard.

BOONE, COOK, DUPAGE, GRUNDY, KANE, KENDALL, LAKE, MCHENRY, AND WILL COUNTIES

	Rates	Fringes
Operators:.....	\$ 34.55	8.00+A+B

OWNER COPY

Includes Angle Dozer, Small; Bobcat and other similar type machines, 1 cu yd or less; Chipping Machine; Combination Backhoe and Front End Loader 1 cu yd or less; Fork Lift Truck; Hi-Reach and High-Ranger;Hydraulic Boom with Clam;Log Skidder; Sstraw Blower and Seeder; Stump Machine;Tractors, Crawlers, Rubber Tire Tractors, Highlift Shovels or Front End Loaders 1 cu yd or less; Tree Spades, all; Utility Tractor and attachments, and Rubber Tire Front End loader or similar machine of 1 to 1.5 cu yd solely used for placement of large decorative boulders, trees with balled soil, and other decorative landscape material too large to be accommodated in a 1 cu yd bucket. All other equipment utilized for performing landscape work, tree trimming or removal of stees, and to install plants; transport trees; excavate plant pits; place soil and other landscape materials; and apply finish landscape material on subgrade prepared by others

FOOTNOTE:

A. Health and Welfare contribution is \$1,496.00 per month.

B. Paid Holidays: New Year's Day; Memorial Day; Fourth of July; Labor Day; Thanksgiving Day; and Christmas Day provided that all such employees shall have in fact worked their regularly scheduled work day immediately preceding and the regularly scheduled work day immediately succeeding the occurrence of such holiday.

ENGI0150-023 06/01/2021

HIGHWAY CONSTRUCTION (LANDSCAPE WORK): The landscape work for the Landscape Equipment Operator excludes the preparation of sub-grade prior to application of finish landscape materials and the utilization of any equipment over one cubic yard.

HENRY, MCLEAN, OGLE, PEORIA, ROCK ISLAND, TAZEWELL, WINNEBAGO, and WOODFORD COUNTIES

	Rates	Fringes
Operators:.....	\$ 34.55	8.00+A+B
Includes the following: Angle Dozer, Small; Bobcat and other similar type machines, 1 cu yd or less; Chipping Machine; Combination Backhoe and Front End Loader 1 cu yd or less; Fork Lift Truck; Hi-Reach and High-Ranger;Hydraulic Boom with Clam;Log Skidder; Sstraw Blower and Seeder; Stump Machine;Tractors, Crawlers, Rubber Tire Tractors, Highlift Shovels or Front End Loaders 1 cu yd or less; Tree Spades, all; Utility Tractor and attachments, and Rubber Tire Front End loader or similar machine of 1 to 1.5 cu yd solely used for placement of large decorative boulders, trees with balled soil, and other decorative landscape material too large to be accommodated in a 1 cu yd bucket. All other equipment utilized for performing landscape work, tree trimming or removal of stees, and to install plants; transport trees; excavate plant pits; place soil and other landscape materials; and apply finish landscape material on subgrade prepared by others		

FOOTNOTE:

A. Health and Welfare contribution is \$1,496.00 per month.

B. Paid Holidays: New Year's Day; Memorial Day; Fourth of July; Labor Day; Thanksgiving Day; and Christmas Day provided that all such employees shall have in fact worked their regularly scheduled work day immediately preceding and the regularly scheduled work day immediately succeeding the occurrence of such holiday.

LAB0032-004 05/01/2021

HIGHWAY CONSTRUCTION

WINNEBAGO COUNTY

	Rates	Fringes
Landscape Laborer.....	\$ 38.75	34.91

LAB00362-003 05/01/2018

MCLEAN COUNTY

	Rates	Fringes
Landscape Laborer.....	\$ 31.08	24.43

LAB00751-004 05/01/2021		

HIGHWAY CONSTRUCTION

KANKAKEE COUNTY

	Rates	Fringes
Landscape Laborer.....	\$ 39.44	32.54

LAB00852-004 05/01/2006		

HIGHWAY CONSTRUCTION

ROCK ISLAND AND HENRY COUNTIES

	Rates	Fringes
Landscape Laborer.....	\$ 21.94	12.79

LAB00996-004 05/01/2018		

HIGHWAY CONSTRUCTION

PEORIA, TAZEWELL, AND WOODFORD COUNTIES

	Rates	Fringes
Landscape Laborer.....	\$ 32.73	23.74

TEAM0026-005 05/01/2020		

MCLEAN (South of a straight line from where Route 24 intersects the Woodford County line in a Southeast direction to the South Southwest corner of Livingston County) COUNTY

	Rates	Fringes
TRUCK DRIVER		
Group 1.....	\$ 38.93	20.39
Group 2.....	\$ 39.50	20.39
Group 3.....	\$ 39.77	20.39
Group 4.....	\$ 40.14	20.39
Group 5.....	\$ 41.21	20.39

CLASSIFICATIONS:

GROUP 1: Drivers on 2 axles hauling less than 9 tons; air compressor & welding machines and brooms, including those pulled by separate units; Truck Driver Helper, warehouse employees; Mechanic Helpers; greasers and tiremen; pick-up trucks when hauling material, tools, or workers to and from and on the job site; and forklifts up to 6,000 lb capacity.

GROUP 2: 2 or 3 axles hauling more than 9 tons but hauling less than 16 tons; A-frame winch trucks; hydrolift trucks; Vactor Trucks or similar equipment when used for transportation purposes; Forklift over 6,000 lb.capacity; winch trucks; and four axle combination units.

GROUP 3: 2, 3 or 4 Axles hauling 16 tons or more; 5-Axles or more combination units; drivers on water pulls; articulated dump trucks; mechanics and working forepersons.

GROUP 4: Low Boy and Oil Distributors.

GROUP 5: Drivers who require special protective clothing while employed on hazardous waste work.

TEAM0179-004 06/01/2017

GRUNDY, KENDALL, MCLEAN (North of a straight line starting at the intersection of McLean-Woodford Counties line & Route 24 in a Southeastern direction to the South Southwest corner of Livingston County), WILL, and WOODFORD (Northeast corner east of Route 51/251 & North of Route 24) COUNTIES

OWNER COPY

	Rates	Fringes
TRUCK DRIVER		
2-3 AXLES.....	\$ 37.68	0.15+a
4 AXLES.....	\$ 37.83	0.15+a
5 AXLES.....	\$ 38.03	0.15+a
6 AXLES.....	\$ 38.23	0.15+a

FOOTNOTES:

- a. \$733.20 per week.
- b. Lowboy rate based on number of axles

An additional \$.20 per axle shall be paid for all vehicles with more than six (6) axles.

CLASSIFICATIONS:

Group 1 - Frame Truck when used for transportation purposes; Air Compressor and Welding Machines, including those pulled by cars, pick-up trucks and tractors; Ambulances; Articulated Dumps; Batch Gate Lockers; Batch Hopperman; Car and Truck Washers; Carry Alls; Forl Lifts and Hoisters; Helpers; Mechanics Helpers and Greasers; Oil Distributors, two-man operation; Pavement Breakers; Pole Trailer, up to 40 feet; Pothole Repair Trucks; Power Mower Tractors; Quick Change Barrier; Self-Propelled Chip Spreader; Shipping and Receiving Clerks and Checkers; Skipman; Slurry Trucks, two-man operation; Slurry Trucks, Conveyor Operated - 2 or 3 man operation; Teamsters; Unskilled Dumpmen; Warehousemen and Dockmen; Truck Drivers hauling warning lights, barricades, and portable toilets on the job site

Group 2 - Dispatcher; Dump Crets and Adgetators under 7 yards; Dumpsters, Track Trucks, Euclids, Hug Bottom Dump Turnapulls or Turntrailers when pulling other than self-loading equipment or similar equipment under 16 cubic yards; Mixer Trucks under 7 yards; Ready-Mix Plant Hopper Operator; Winch Trucks, 2 Axles

Group 3 - Dump Crets and Adgetators, 7 yards and over; Dumpsters, Track Trucks, Euclids, Hug Bottom Dump Turnapulls or Turntrailers when pulling other than self-loading equipment or similar equipment over 16 cubic yards; Explosives and/or Fission Material Trucks; Mixer Trucks 7 yards or over; Mobile Cranes while in transit; Oil Distributors, one-man operation; Pole Trailer, over 40 feet; Pole and Expandable Trailers hauling material over 50 feet long; Slurry Trucks, one-man operation; Winch Trucks, 3 axles or more; Mechanic - *Truck Welder and *Truck Painter*These classifications shall only apply in areas where and when it has been a past area practice; Asphalt Plant Operators in areas where it has been past practice

Group 4 - Dual-purpose vehicles, such as mounted crane tucks with hoist and accessories; Foreman; Master Mechanic; Self-loading equipment like P.B. and trucks with scoops on the front

TEAM0179-008 06/01/2019

KANKAKEE COUNTY

	Rates	Fringes
TRUCK DRIVER		
2 or 3 axles.....	\$ 39.20	0.25+a
4 axles.....	\$ 39.35	0.25+a
5 axles.....	\$ 39.55	0.25+a
6 axles.....	\$ 39.75	0.25+a
All Lowboy Trucks.....	\$ 39.75	0.25+a

FOOTNOTES:

- a. \$829.20 per week.

An additional \$.20 per axle shall be paid for all vehicles with more than six (6) axles.

CLASSIFICATIONS:

Group 1 - Frame Truck when used for transportation purposes; Air Compressor and Welding Machines, including those pulled by cars, pick-up trucks and tractors; Ambulances; Articulated Dumps; Batch Gate Lockers; Batch Hopperman; Car

OWNER COPY

and Truck Washers; Carry Alls; Forl Lifts and Hoisters; Helpers; Mechanics Helpers and Greasers; Oil Distributors, two-man operation; Pavement Breakers; Pole Trailer, up to 40 feet; Pothole Repair Trucks; Power Mower Tractors; Quick Change Barrier; Self-Propelled Chip Spreader; Shipping and Receiving Clerks and Checkers; Skipman; Slurry Trucks, two-man operation; Slurry Trucks, Conveyor Operated - 2 or 3 man operation; Teamsters; Unskilled Dumpmen; Warehousemen and Dockmen; Truck Drivers hauling warning lights, barricades, and portable toilets on the job site

Group 2 - Dispatcher; Dump Crets and Adgetators under 7 yards; Dumpsters, Track Trucks, Euclids, Hug Bottom Dump Turnapulls or Turnatrailers when pulling other than self-loading equipment or similar equipment under 16 cubic yards; Mixer Trucks under 7 yards; Ready-Mix Plant Hopper Operator; Winch Trucks, 2 Axles

Group 3 - Dump Crets and Adgetators, 7 yards and over; Dumpsters, Track Trucks, Euclids, Hug Bottom Dump Turnapulls or Turnatrailers when pulling other than self-loading equipment or similar equipment over 16 cubic yards; Explosives and/or Fission Material Trucks; Mixer Trucks 7 yards or over; Mobile Cranes while in transit; Oil Distributors, one-man operation; Pole Trailer, over 40 feet; Pole and Expandable Trailers hauling material over 50 feet long; Slurry Trucks, one-man operation; Winch Trucks, 3 axles or more; Mechanic - *Truck Welder and *Truck Painter*These classifications shall only apply in areas where and when it has been a past area practice; Asphalt Plant Operators in areas where it has been past practice

Group 4 - Dual-purpose vehicels, such as mounted crane tucks with hoist and accessories; Foreman; Master Mechanic; Self-loading equipment like P.B. and trucks with scoops on the front

TEAM0301-001 06/01/2019

LAKE AND MCHENRY COUNTIES

	Rates	Fringes
TRUCK DRIVER		
2-3 AXLES.....	\$ 39.34	10.75+a
4 AXLES.....	\$ 39.49	10.75+a
5 AXLES.....	\$ 39.69	10.75+a
6 AXLES.....	\$ 39.89	10.75+a

FOOTNOTES:

- a. 380.00 per week pension.
- b. Lowboy rate based on number of axles

An additional \$.20 per axle shall be paid for all vehicles with more than six (6) axles.

Paid Holidays: New Year's Day, Memorial Day, Independence Day, Labor Day, Thanksgiving Day, and Christmas Day.

900 straight time hours or more in 1 calendar year for the same employer shall receive 1 week paid vacation; 3 years - 2 weeks paid vacation; 10 years - 3 weeks paid vacation; 20 years - 4 weeks paid vacation.

CLASSIFICATIONS:

Group 1 - Frame Truck when used for transportation purposes; Air Compressor and Welding Machines, including those pulled by cars, pick-up trucks and tractors; Ambulances; Articulated Dumps; Batch Gate Lockers; Batch Hopperman; Car and Truck Washers; Carry Alls; Forl Lifts and Hoisters; Helpers; Mechanics Helpers and Greasers; Oil Distributors, two-man operation; Pavement Breakers; Pole Trailer, up to 40 feet; Pothole Repair Trucks; Power Mower Tractors; Quick Change Barrier; Self-Propelled Chip Spreader; Shipping and Receiving Clerks and Checkers; Skipman; Slurry Trucks, two-man operation; Slurry Trucks, Conveyor Operated - 2 or 3 man operation; Teamsters; Unskilled Dumpmen; Warehousemen and Dockmen; Truck Drivers hauling warning lights, barricades, and portable toilets on the job site

Group 2 - Dispatcher; Dump Crets and Adgetators under 7 yards; Dumpsters, Track Trucks, Euclids, Hug Bottom Dump Turnapulls or Turnatrailers when pulling other than self-loading equipment or similar equipment under 16 cubic

OWNER COPY

yards; Mixer Trucks under 7 yards; Ready-Mix Plant Hopper Operator; Winch Trucks, 2 Axles

Group 3 - Dump Crets and Adgetators, 7 yards and over; Dumpsters, Track Trucks, Euclids, Hug Bottom Dump Turnapulls or Turnatrailers when pulling other than self-loading equipment or similar equipment over 16 cubic yards; Explosives and/or Fission Material Trucks; Mixer Trucks 7 yards or over; Mobile Cranes while in transit; Oil Distributors, one-man operation; Pole Trailer, over 40 feet; Pole and Expandable Trailers hauling material over 50 feet long; Slurry Trucks, one-man operation; Winch Trucks, 3 axles or more; Mechanic - *Truck Welder and *Truck Painter*These classifications shall only apply in areas where and when it has been a past area practice; Asphalt Plant Operators in areas where it has been past practice

Group 4 - Dual-purpose vehicels, such as mounted crane tucks with hoist and accessories; Foreman; Master Mechanic; Self-loading equipment like P.B. and trucks with scoops on the front

TEAM0325-004 06/01/2020

BOONE and WINNEBAGO COUNTIES

	Rates	Fringes
TRUCK DRIVER		
2 - 3 Axles.....	\$ 39.87	22.60
4 Axles.....	\$ 40.02	22.60
5 Axles.....	\$ 40.22	22.60
6 Axles.....	\$ 40.33	22.60

FOOTNOTE: An additional \$.20 per axle shall be paid for all vehicles with more than six (6) axles.

CLASSIFICATIONS:

Group 1 - Frame Truck when used for transportation purposes; Air Compressor and Welding Machines, including those pulled by cars, pick-up trucks and tractors; Ambulances; Batch Gate Lockers; Batch Hopperman; Car and Truck Washers; Forl Lifts and Hoisters; Helpers; Mechanics Helpers and Greasers; Oil Distributors, two-man operation; Pavement Breakers Pole Trailer, up to 40 feet; Power Mower Tractors; Skipman; Slurry Trucks, two-man operation; Teamsters; Truck Drivers hauling warning lights, barricades, and portable toilets on the job site

Group 2 - Dump Crets and Adgetators under 7 yards; Dumpsters, Track Trucks, Euclids, Hug Bottom Dump Turnapulls or Turnatrailers when pulling other than self-loading equipment or similar equipment under 16 cubic yards; Mixer Trucks under 7 yards; Ready-Mix Plant Hopper Operator; Winch Trucks, 2 Axles

Group 3 - Dump Crets and Adgetators, 7 yards and over; Dumpsters, Track Trucks, Euclids, Hug Bottom Dump Turnapulls or Turnatrailers when pulling other than self-loading equipment or similar equipment over 16 cubic yards; Explosives and/or Fission Material Trucks; Mixer Trucks 7 yards or over; Mobile Cranes while in transit; Oil Distributors, one-man operation Pole Trailer, over 40 feet; Pole and Expandable Trailers hauling material over 50 feet long, additional \$0.50 per hour; Slurry Trucks, one-man operation; Winch Trucks, 3 axles or more *Mechanic*Truck Welder and Truck Painter; *Winter Rate: Between Dec. 15 and Feb. 28 the mechanic and welder rate shall be \$2.00 less than the scheduled scale. Truck Painter and Truck Welder classifications shall only apply in areas where and when it has been a past area practice; Dual-purpose vehicels, such as mounted crane tucks with hoist and accessories

Group 4 - Foreman; Master Mechanic; Self-loading equipment like P.B. and trucks with scoops on the front

TEAM0330-004 06/01/2017

DEKALB and OGLE (North of Route 72/East of Route 251, Adeline, Byron, Creston, Dement, Forreton North of Route 72, Leaf River

OWNER COPY
North of Route 72, Lynnville, Monroe, Rochelle, & Scott)
COUNTIES

	Rates	Fringes
TRUCK DRIVER		
2-3 AXLES.....	\$ 36.64	0.15+a
4 AXLES.....	\$ 36.79	0.15+a
5 AXLES.....	\$ 36.99	0.15+a
6 AXLES.....	\$ 37.19	0.15+a

FOOTNOTE: a. \$780.90 per week

An additional \$.20 per axle shall be paid for all vehicles with more than six (6) axles.

Paid Holidays: New Year's Day, Memorial Day, Independence Day, Labor Day, Thanksgiving Day, and Christmas Day.

900 straight time hours or more in 1 calendar year for the same employer shall receive 1 week paid vacation; 3 years - 2 weeks paid vacation; 10 years - 3 weeks paid vacation; 20 years - 4 weeks paid vacation.

CLASSIFICATIONS:

Group 1 - Frame Truck when used for transportation purposes; Air Compressor and Welding Machines, including those pulled by cars, pick-up trucks and tractors; Ambulances; Articulated Dumps; Batch Gate Lockers; Batch Hopperman; Car and Truck Washers; Carry Alls; Forl Lifts and Hoisters; Helpers; Mechanics Helpers and Greasers; Oil Distributors, two-man operation; Pavement Breakers; Pole Trailer, up to 40 feet; Pothole Repair Trucks; Power Mower Tractors; Quick Change Barrier; Self-Propelled Chip Spreader; Shipping and Receiving Clerks and Checkers; Skipman; Slurry Trucks, two-man operation; Slurry Trucks, Conveyor Operated - 2 or 3 man operation; Teamsters; Unskilled Dumpmen; Warehousemen and Dockmen; Truck Drivers hauling warning lights, barricades, and portable toilets on the job site

Group 2 - Dispatcher; Dump Crets and Adgetators under 7 yards; Dumpsters, Track Trucks, Euclids, Hug Bottom Dump Turnpulls or Turntrailers when pulling other than self-loading equipment or similar equipment under 16 cubic yards; Mixer Trucks under 7 yards; Ready-Mix Plant Hopper Operator; Winch Trucks, 2 Axles

Group 3 - Dump Crets and Adgetators, 7 yards and over; Dumpsters, Track Trucks, Euclids, Hug Bottom Dump Turnpulls or Turntrailers when pulling other than self-loading equipment or similar equipment over 16 cubic yards; Explosives and/or Fission Material Trucks; Mixer Trucks 7 yards or over; Mobile Cranes while in transit; Oil Distributors, one-man operation; Pole Trailer, over 40 feet; Pole and Expandable Trailers hauling material over 50 feet long; Slurry Trucks, one-man operation; Winch Trucks, 3 axles or more; Mechanic - *Truck Welder and *Truck Painter*These classifications shall only apply in areas where and when it has been a past area practice; Asphalt Plant Operators in areas where it has been past practice

Group 4 - Dual-purpose vehicels, such as mounted crane tucks with hoist and accessories; Foreman; Master Mechanic; Self-loading equipment like P.B. and trucks with scoops on the front

TEAM0371-004 05/01/2020

HENRY and ROCK ISLAND COUNTIES

	Rates	Fringes
TRUCK DRIVER		
Group 1.....	\$ 39.04	20.63
Group 2.....	\$ 39.60	20.63
Group 3.....	\$ 39.91	20.63
Group 4.....	\$ 40.25	20.63
Group 5.....	\$ 41.33	20.63

CLASSIFICATIONS:

GROUP 1: Drivers on 2 axles hauling less than 9 tons; air compressor & welding machines and brooms, including those

OWNER COPY

pulled by separate units; Truck Driver Helper, warehouse employees; Mechanic Helpers; greasers and tiremen; pick-up trucks when hauling material, tools, or workers to and from and on the job site; and forklifts up to 6,000 lb capacity.

GROUP 2: 2 or 3 axles hauling more than 9 tons but hauling less than 16 tons; A-frame winch trucks; hydrolift trucks; Vector Trucks or similar equipment when used for transportation purposes; Forklift over 6,000 lb.capacity; winch trucks; and four axle combination units.

GROUP 3: 2, 3 or 4 Axles hauling 16 tons or more; 5-Axles or more combination units; drivers on water pulls; articulated dump trucks; mechanics and working forepersons.

GROUP 4: Low Boy and Oil Distributors.

GROUP 5: Drivers who require special protective clothing while employed on hazardous waste work.

TEAM0627-004 05/01/2019

PEORIA, TAZEWELL, and WOODFORD COUNTIES

	Rates	Fringes
TRUCK DRIVER		
Group 1.....	\$ 38.06	19.62
Group 2.....	\$ 38.61	19.62
Group 3.....	\$ 38.87	19.62
Group 4.....	\$ 39.23	19.62
Group 5.....	\$ 40.27	19.62

CLASSIFICATIONS:

GROUP 1: Drivers on 2 axles hauling less than 9 tons; air compressor & welding machines and brooms, including those pulled by separate units; Truck Driver Helper, warehouse employees; Mechanic Helpers; greasers and tiremen; pick-up trucks when hauling material, tools, or workers to and from and on the job site; and forklifts up to 6,000 lb capacity.

GROUP 2: 2 or 3 axles hauling more than 9 tons but hauling less than 16 tons; A-frame winch trucks; hydrolift trucks; Vector Trucks or similar equipment when used for transportation purposes; Forklift over 6,000 lb.capacity; winch trucks; and four axle combination units.

GROUP 3: 2, 3 or 4 Axles hauling 16 tons or more; 5-Axles or more combination units; drivers on water pulls; articulated dump trucks; mechanics and working forepersons.

GROUP 4: Low Boy and Oil Distributors.

GROUP 5: Drivers who require special protective clothing while employed on hazardous waste work.

TEAM0673-003 06/01/2019

DU PAGE and KANE COUNTIES

	Rates	Fringes
TRUCK DRIVER		
2-3 AXLES.....	\$ 38.47	0.25+a
4 AXLES.....	\$ 38.62	0.25+a
5 AXLES.....	\$ 38.82	0.25+a
6 AXLES.....	\$ 39.02	0.25+a

FOOTNOTE: a. \$861.10 per week.

An additional \$.20 per axle shall be paid for all vehicles with more than six (6) axles.

Paid Holidays: New Year's Day, Memorial Day, Independence Day, Labor Day, Thanksgiving Day, and Christmas Day.

900 straight time hours or more in 1 calendar year for the same employer shall receive 1 week paid vacation; 3 years - 2 weeks paid vacation; 10 years - 3 weeks paid vacation; 20 years - 4 weeks paid vacation.

CLASSIFICATIONS:

Group 1 - Frame Truck when used for transportation purposes;

OWNER COPY

Air Compressor and Welding Machines, including those pulled by cars, pick-up trucks and tractors; Ambulances; Articulated Dumps; Batch Gate Lockers; Batch Hopperman; Car and Truck Washers; Carry Alls; Forl Lifts and Hoisters; Helpers; Mechanics Helpers and Greasers; Oil Distributors, two-man operation; Pavement Breakers; Pole Trailer, up to 40 feet; Pothole Repair Trucks; Power Mower Tractors; Quick Change Barrier; Self-Propelled Chip Spreader; Shipping and Receiving Clerks and Checkers; Skipman; Slurry Trucks, two-man operation; Slurry Trucks, Conveyor Operated - 2 or 3 man operation; Teamsters; Unskilled Dumpmen; Warehousemen and Dockmen; Truck Drivers hauling warning lights, barricades, and portable toilets on the job site

Group 2 - Dispatcher; Dump Crets and Adgetators under 7 yards; Dumpsters, Track Trucks, Euclids, Hug Bottom Dump Turnapulls or Turnatrailers when pulling other than self-loading equipment or similar equipment under 16 cubic yards; Mixer Trucks under 7 yards; Ready-Mix Plant Hopper Operator; Winch Trucks, 2 Axles

Group 3 - Dump Crets and Adgetators, 7 yards and over; Dumpsters, Track Trucks, Euclids, Hug Bottom Dump Turnapulls or Turnatrailers when pulling other than self-loading equipment or similar equipment over 16 cubic yards; Explosives and/or Fission Material Trucks; Mixer Trucks 7 yards or over; Mobile Cranes while in transit; Oil Distributors, one-man operation; Pole Trailer, over 40 feet; Pole and Expandable Trailers hauling material over 50 feet long; Slurry Trucks, one-man operation; Winch Trucks, 3 axles or more; Mechanic - *Truck Welder and *Truck Painter*These classifications shall only apply in areas where and when it has been a past area practice; Asphalt Plant Operators in areas where it has been past practice

Group 4 - Dual-purpose vehicels, such as mounted crane tucks with hoist and accessories; Foreman; Master Mechanic; Self-loading equipment like P.B. and trucks with scoops on the front

TEAM0722-005 05/01/2015

OGLE (North of Route 72/East of Route 251) COUNTY

	Rates	Fringes
TRUCK DRIVER		
Group 1.....	\$ 34.10	17.09
Group 2.....	\$ 34.60	17.09
Group 3.....	\$ 34.82	17.09
Group 4.....	\$ 35.14	17.09
Group 5.....	\$ 36.06	17.09

CLASSIFICATIONS:

GROUP 1: Drivers on 2 axles hauling less than 9 tons; air compressor & welding machines and brooms, including those pulled by separate units; Truck Driver Helper, warehouse employees; Mechanic Helpers; greasers and tiremen; pick-up trucks when hauling material, tools, or workers to and from and on the job site; and forklifts up to 6,000 lb capacity.

GROUP 2: 2 or 3 axles hualing more than 9 tons but hauling less than 16 tons; A-frame winch trucks; hydrolift trucks; Vactor Trucks or similar equipment when used for transportation purposes; Forklift over 6,000 lb.capacity; winch trucks; and four axle combiation units.

GROUP 3: 2, 3 or 4 Axles hauling 16 tons or more; 5-Axles or more combination units; drivers on water pulls; articulated dump trucks; mechanics and working forepersons.

GROUP 4: Low Boy and Oil Distributors.

GROUP 5: Drivers who require special protective clothing while employed on hazardous waste work.

TEAM0731-001 06/01/2017

COOK COUNTY - HEAVY AND HIGHWAY

	Rates	Fringes
TRUCK DRIVER		

2 or 3 Axles.....	\$ 35.60	22.10
4 Axles.....	\$ 35.85	22.10
5 Axles.....	\$ 36.05	22.10
6 Axles.....	\$ 36.25	22.10

FOOTNOTES:

- A. Paid Holidays: New Year's Day, Memorial Day, Independence Day, Labor Day, Thanksgiving Day, and Christmas Day.
- B. 900 straight time hours or more in 1 calendar year for the same employer shall receive 1 week paid vacation; 3 years - 2 weeks paid vacation; 10 years - 3 weeks paid vacation; 20 years - 4 weeks paid vacation.
- C. An additional \$.20 per axle shall be paid for all vehicles with more than six (6) axles.

TEAM0786-001 06/01/2017

COOK COUNTY - BUILDING AND RESIDENTIAL

	Rates	Fringes
TRUCK DRIVER		
2 & 3 Axles.....	\$ 39.942	0.25+a
4 Axles.....	\$ 39.75	0.25+a
5 Axles.....	\$ 39.967	0.25+a
6 Axles.....	\$ 40.184	0.25+a

FOOTNOTES:

- a. \$719.00 per week.
- An additional \$.20 per axle shall be paid for all vehicles with more than six (6) axles.
- Paid Holidays: New Year's Day, Memorial Day, Independence Day, Labor Day, Thanksgiving Day, and Christmas Day.
- 900 straight time hours or more in 1 calendar year for the same employer shall receive 1 week paid vacation; 3 years - 2 weeks paid vacation; 10 years - 3 weeks paid vacation; 20 years - 4 weeks paid vacation.

SUIL1993-001 01/19/1993

BUILDING CONSTRUCTION (LANDSCAPE WORK):

	Rates	Fringes
LABORER		
BOONE, GRUNDY, KANE, KENDALL, LAKE, MCHENRY, & WILL COUNTIES		
LANDSCAPE LABORERS.....	\$ 7.25 **	
COOK COUNTY		
LANDSCAPE LABORERS.....	\$ 7.25 **	
LANDSCAPE PLANTSMAN.....	\$ 9.80 **	1.82
DE KALB COUNTY		
LANDSCAPE LABORERS.....	\$ 7.25 **	
LANDSCAPE OPERATORS.....	\$ 7.25 **	
LANDSCAPE PLANTSMAN.....	\$ 9.66 **	.26
DU PAGE COUNTY		
LANDSCAPE LABORERS.....	\$ 7.25 **	
LANDSCAPE PLANTSMAN.....	\$ 9.04 **	1.16
GRUNDY, LAKE & WILL COUNTIES		
LANDSCAPE DRIVER 2 & 3		
Axles.....	\$ 11.86 **	2.81
LANDSCAPE PLANTSMAN.....	\$ 12.00 **	3.32

SUIL1993-002 01/19/1993

HEAVY CONSTRUCTION (LANDSCAPE WORK)

	Rates	Fringes
LABORER		
BOONE, GRUNDY, KANE, KENDALL, LAKE, MCHENRY & WILL COUNTIES:		
LANDSCAPE DRIVER, 2 & 3		
AXLES.....	\$ 11.94 **	2.42

OWNER COPY

LANDSCAPE LABORERS.....	\$ 7.25 **	
LANDSCAPE OPERATORS.....	\$ 13.11 **	3.01
LANDSCAPE PLANTSMAN.....	\$ 9.73 **	2.05
COOK COUNTY:		
LANDSCAPE DRIVER, 2 & 3 AXLES.....	\$ 9.93 **	1.89
LANDSCAPE LABORERS.....	\$ 7.25 **	
LANDSCAPE OPERATORS.....	\$ 10.98 **	2.12
LANDSCAPE PLANTSMAN.....	\$ 10.08 **	2.06
DE KALB COUNTY:		
LANDSCAPE LABORERS.....	\$ 7.25 **	
LANDSCAPE OPERATORS.....	\$ 7.25 **	
LANDSCAPE PLANTSMAN.....	\$ 9.66 **	.26
DU PAGE COUNTY:		
LANDSCAPE DRIVER, 2 & 3 AXLES.....	\$ 8.32 **	1.02
LANDSCAPE LABORERS.....	\$ 7.25 **	
LANDSCAPE OPERATORS.....	\$ 10.75 **	
LANDSCAPE PLANTSMAN.....	\$ 10.65 **	

SUIL1993-003 01/19/1993

HIGHWAY CONSTRUCTION (LANDSCAPE WORK):

	Rates	Fringes
LABORER		
DE KALB COUNTY		
LANDSCAPE LABORERS.....	\$ 7.25 **	
LANDSCAPE OPERATORS.....	\$ 7.25 **	
LANDSCAPE PLANTSMAN.....	\$ 9.66 **	.26
KANKAKEE COUNTY:		
LANDSCAPE DRIVER.....	\$ 8.75 **	.17
LANDSCAPE OPERATOR.....	\$ 16.57	3.56
PEORIA, TAZEWELL, & WOODFORD COUNTIES:		
TRUCK DRIVERS 2 & 3 AXLES..	\$ 17.58	5.88

WELDERS - Receive rate prescribed for craft performing operation to which welding is incidental.

** Workers in this classification may be entitled to a higher minimum wage under Executive Order 14026 (\$16.20) or 13658 (\$12.15). Please see the Note at the top of the wage determination for more information.

Note: Executive Order (EO) 13706, Establishing Paid Sick Leave for Federal Contractors applies to all contracts subject to the Davis-Bacon Act for which the contract is awarded (and any solicitation was issued) on or after January 1, 2017. If this contract is covered by the EO, the contractor must provide employees with 1 hour of paid sick leave for every 30 hours they work, up to 56 hours of paid sick leave each year. Employees must be permitted to use paid sick leave for their own illness, injury or other health-related needs, including preventive care; to assist a family member (or person who is like family to the employee) who is ill, injured, or has other health-related needs, including preventive care; or for reasons resulting from, or to assist a family member (or person who is like family to the employee) who is a victim of, domestic violence, sexual assault, or stalking. Additional information on contractor requirements and worker protections under the EO is available at <https://www.dol.gov/agencies/whd/government-contracts>.

Unlisted classifications needed for work not included within the scope of the classifications listed may be added after award only as provided in the labor standards contract clauses (29CFR 5.5 (a) (1) (ii)).

The body of each wage determination lists the classification and wage rates that have been found to be prevailing for the cited type(s) of construction in the area covered by the wage determination. The classifications are listed in alphabetical order of "identifiers" that indicate whether the particular rate is a union rate (current union negotiated rate for local), a survey rate (weighted average rate) or a union average rate (weighted union average rate).

Union Rate Identifiers

OWNER COPY

A four letter classification abbreviation identifier enclosed in dotted lines beginning with characters other than ""SU"" or ""UAVG"" denotes that the union classification and rate were prevailing for that classification in the survey. Example: PLUM0198-005 07/01/2014. PLUM is an abbreviation identifier of the union which prevailed in the survey for this classification, which in this example would be Plumbers. 0198 indicates the local union number or district council number where applicable, i.e., Plumbers Local 0198. The next number, 005 in the example, is an internal number used in processing the wage determination. 07/01/2014 is the effective date of the most current negotiated rate, which in this example is July 1, 2014.

Union prevailing wage rates are updated to reflect all rate changes in the collective bargaining agreement (CBA) governing this classification and rate.

Survey Rate Identifiers

Classifications listed under the ""SU"" identifier indicate that no one rate prevailed for this classification in the survey and the published rate is derived by computing a weighted average rate based on all the rates reported in the survey for that classification. As this weighted average rate includes all rates reported in the survey, it may include both union and non-union rates. Example: SULA2012-007 5/13/2014. SU indicates the rates are survey rates based on a weighted average calculation of rates and are not majority rates. LA indicates the State of Louisiana. 2012 is the year of survey on which these classifications and rates are based. The next number, 007 in the example, is an internal number used in producing the wage determination. 5/13/2014 indicates the survey completion date for the classifications and rates under that identifier.

Survey wage rates are not updated and remain in effect until a new survey is conducted.

Union Average Rate Identifiers

Classification(s) listed under the UAVG identifier indicate that no single majority rate prevailed for those classifications; however, 100% of the data reported for the classifications was union data. EXAMPLE: UAVG-OH-0010 08/29/2014. UAVG indicates that the rate is a weighted union average rate. OH indicates the state. The next number, 0010 in the example, is an internal number used in producing the wage determination. 08/29/2014 indicates the survey completion date for the classifications and rates under that identifier.

A UAVG rate will be updated once a year, usually in January of each year, to reflect a weighted average of the current negotiated/CBA rate of the union locals from which the rate is based.

WAGE DETERMINATION APPEALS PROCESS

1.) Has there been an initial decision in the matter? This can be:

- * an existing published wage determination
- * a survey underlying a wage determination
- * a Wage and Hour Division letter setting forth a position on a wage determination matter
- * a conformance (additional classification and rate) ruling

On survey related matters, initial contact, including requests for summaries of surveys, should be with the Wage and Hour National Office because National Office has responsibility for the Davis-Bacon survey program. If the response from this initial contact is not satisfactory, then the process described in 2.) and 3.) should be followed.

With regard to any other matter not yet ripe for the formal process described here, initial contact should be with the Branch of Construction Wage Determinations. Write to:

Branch of Construction Wage Determinations
 Wage and Hour Division
 U.S. Department of Labor
 200 Constitution Avenue, N.W.
 Washington, DC 20210

OWNER COPY

CONTRACT

2.) If the answer to the question in 1.) is yes, then an interested party (those affected by the action) can request review and reconsideration from the Wage and Hour Administrator (See 29 CFR Part 1.8 and 29 CFR Part 7). Write to:

Wage and Hour Administrator
U.S. Department of Labor
200 Constitution Avenue, N.W.
Washington, DC 20210

The request should be accompanied by a full statement of the interested party's position and by any information (wage payment data, project description, area practice material, etc.) that the requestor considers relevant to the issue.

3.) If the decision of the Administrator is not favorable, an interested party may appeal directly to the Administrative Review Board (formerly the Wage Appeals Board). Write to:

Administrative Review Board
U.S. Department of Labor
200 Constitution Avenue, N.W.
Washington, DC 20210

4.) All decisions by the Administrative Review Board are final.

=====

END OF GENERAL DECISIO"

**EXHIBIT
C**

POLICY NUMBER:

**COMMERCIAL GENERAL LIABILITY
CG 20 37 07 04**

THIS ENDORSEMENT CHANGES THE POLICY. PLEASE READ IT CAREFULLY.

**ADDITIONAL INSURED – OWNERS, LESSEES OR
CONTRACTORS – COMPLETED OPERATIONS**

This endorsement modifies insurance provided under the following:

COMMERCIAL GENERAL LIABILITY COVERAGE PART

SCHEDULE

Name Of Additional Insured Person(s) Or Organization(s):	Location And Description Of Completed Operations
<p>EXAMPLE</p>	
<p>Information required to complete this Schedule, if not shown above, will be shown in the Declarations.</p>	

Section II – Who Is An Insured, is amended to include as an additional insured the person(s) or organization(s) shown in the Schedule, but only with respect to liability for "bodily injury" or "property damage" caused, in whole or in part, by "your work" at the location designated and described in the schedule of this endorsement performed for that additional insured and included in the "products-completed operations hazard".

EXHIBIT B

POLICY NUMBER:

**COMMERCIAL GENERAL LIABILITY
CG 20 26 07 04**

THIS ENDORSEMENT CHANGES THE POLICY. PLEASE READ IT CAREFULLY.

**ADDITIONAL INSURED – DESIGNATED
PERSON OR ORGANIZATION**

This endorsement modifies insurance provided under the following:

COMMERCIAL GENERAL LIABILITY COVERAGE PART

SCHEDULE

Name Of Additional Insured Person(s) Or Organization(s)
<p style="font-size: 48px; opacity: 0.3; transform: rotate(-45deg);">SAMPLE</p>

Information required to complete this Schedule, if not shown above, will be shown in the Declarations.

Section II – Who Is An Insured is amended to include as an additional insured the person(s) or organization(s) shown in the Schedule, but only with respect to liability for "bodily injury", "property damage" or "personal and advertising injury" caused, in whole or in part, by your acts or omissions or the acts or omissions of those acting on your behalf:

- A. In the performance of your ongoing operations; or
- B. In connection with your premises owned by or rented to you.

EXHIBIT A

POLICY NUMBER:

**COMMERCIAL GENERAL LIABILITY
CG 20 10 07 04**

THIS ENDORSEMENT CHANGES THE POLICY. PLEASE READ IT CAREFULLY.

**ADDITIONAL INSURED – OWNERS, LESSEES OR
CONTRACTORS – SCHEDULED PERSON OR
ORGANIZATION**

This endorsement modifies insurance provided under the following:

COMMERCIAL GENERAL LIABILITY COVERAGE PART

SCHEDULE

Name Of Additional Insured Person(s) Or Organization(s):	Location(s) Of Covered Operations
<p style="font-size: 48px; opacity: 0.3; transform: rotate(-45deg);">SAMPLE</p>	
<p>Information required to complete this Schedule, if not shown above, will be shown in the Declarations.</p>	

A. Section II – Who Is An Insured is amended to include as an additional insured the person(s) or organization(s) shown in the Schedule, but only with respect to liability for "bodily injury", "property damage" or "personal and advertising injury" caused, in whole or in part, by:

1. Your acts or omissions; or
2. The acts or omissions of those acting on your behalf;

in the performance of your ongoing operations for the additional insured(s) at the location(s) designated above.

B. With respect to the insurance afforded to these additional insureds, the following additional exclusions apply:

This insurance does not apply to "bodily injury" or "property damage" occurring after:

1. All work, including materials, parts or equipment furnished in connection with such work, on the project (other than service, maintenance or repairs) to be performed by or on behalf of the additional insured(s) at the location of the covered operations has been completed; or
2. That portion of "your work" out of which the injury or damage arises has been put to its intended use by any person or organization other than another contractor or subcontractor engaged in performing operations for a principal as a part of the same project.

officials, employees and agents as herein provided.

The Contractor further agrees that to the extent that money is due the Contractor by virtue of this contract as shall be considered necessary in the judgment of the member, may be retained by the member to protect itself against said loss until such claims, suits, or judgments shall have been settled or discharged and/or evidence to that effect shall have been furnished to the satisfaction of the member.

III. SAFETY/LOSS PREVENTION

Safety/Loss Prevention Program Requirements

- Successful bidder will provide written confirmation that a safety/loss prevention program was in place at least 90 days prior to submitting the bid proposal.
- Evidence of completed employee safety training can be provided.

Regulatory Requirements

- Successful bidder must comply with all applicable laws, regulations, and rules promulgated by any Federal, State, County, Municipal and/or other governmental unit or regulatory body now in effect or which may be in effect during the performance of the work. Included within the scope of the laws, regulations, and rules referred to in this paragraph but in no way to operate as a limitation, are Occupational Safety & Health Act (OSHA), Illinois Department of Labor (IDOL), Department of Transportation, all forms of traffic regulations, public utility, Intrastate and Interstate Commerce Commission regulations, Workers' Compensation Laws, Prevailing Wage Laws, the Social Security Act of the Federal Government and any of its titles, the Illinois Department of Human Rights, Human Rights Commission, or EEOC statutory provisions and rules and regulations.
- Evidence of specific regulatory compliance will be provided by bidder, if required by owner.

Each insurance policy required shall have the member expressly endorsed onto the policy as a Cancellation Notice Recipient. Should any of the policies be cancelled before the expiration date thereof, notice will be delivered in accordance with the policy provisions.

ACCEPTABILITY OF INSURERS

Insurance is to be placed with insurers with a Best's rating of no less than A-, VII and licensed to do business in the State of Illinois.

VERIFICATION OF COVERAGE

Contractor shall furnish the member with certificates of insurance naming the member, its officials, employees, agents and volunteers as additional insureds (Exhibit D), and with original endorsements affecting coverage required by this clause. The certificates and endorsements for each insurance policy are to be signed by a person authorized by that insurer to bind coverage on its behalf. The certificates and endorsements are to be received and approved by the member before any work commences. The following additional insured endorsements may be utilized: ISO Additional Insured Endorsements CG 2010 (Exhibit A) or CG 2026 (Exhibit B), and CG 2037 (Exhibit C) – Completed Operations, where required. The member reserves the right to request full certified copies of the insurance policies and endorsements.

SUBCONTRACTORS

Contractor shall include all subcontractors as insureds under its policies or shall furnish separate certificates and endorsements for each subcontractor. All coverages for subcontractors shall be subject to all of the requirements stated herein.

ASSUMPTION OF LIABILITY

The contractor assumes liability for all injury to or death of any person or persons including employees of the contractor, any sub-contractor, any supplier or any other person and assumes liability for all damage to property sustained by any person or persons occasioned by or in any way arising out of any work performed pursuant to this agreement.

II. INDEMNITY/HOLD HARMLESS PROVISION

To the fullest extent permitted by law, the Contractor hereby agrees to defend, indemnify and hold harmless the member, its officials, employees and agents against all injuries, deaths, loss, damages, claims, patent claims, suits, liabilities, judgments, cost and expenses, which may in anywise accrue against the member, its officials, agents and employees, arising in whole or in part or in consequence of the performance of this work by the Contractor, its employees, or subcontractors, or which may in anywise result therefore, except that arising out of the sole legal cause of the member, its employees or agents, the Contractor shall, at its own expense, appear, defend and pay all charges of attorneys and all costs and other expenses arising therefore or incurred in connections therewith, and, if any judgment shall be rendered against the member, its officials, employees and agents, in any such action, the Contractor shall, at its own expense, satisfy and discharge the same.

Contractor expressly understands and agrees that any performance bond or insurance policies required by this contract, or otherwise provided by the Contractor, shall in no way limit the responsibility to indemnify, keep and save harmless and defend the member, its

or umbrella liability policy that does not "follow form," then the Contractor shall be required to name the member, its officials, employees, agents and volunteers as additional insureds.

- 6. All general liability coverages shall be provided on an occurrence policy form. Claims-made general liability policies will not be accepted.
- 7. The contractor and all subcontractors hereby agree to waive any limitation as to the amount of contribution recoverable against them by member. This specifically includes any limitation imposed by any state statute, regulation, or case law including any Workers' Compensation Act provision that applies a limitation to the amount recoverable in contribution such as Kotecki v. Cyclops Welding.

B. Workers' Compensation and Employers' Liability Coverage

The insurer shall agree to waive all rights of subrogation against the member, its officials, employees, agents and volunteers for losses arising from work performed by Contractor for the municipality.

- 1. NCCI Alternate Employer Endorsement (WC 000301) in place to insure that workers' compensation coverage applies under contractor's coverage rather than member's if the member is borrowing, leasing or in day to day control of contractors employee.

Required if box is checked .

C. Professional Liability (Required if box is checked)

- 1. Professional liability insurance with limits not less than \$1,000,00 each claim with respect to negligent acts, errors and omissions in connection with professional services to be provided under the contract, with a deductible not-to-exceed \$50,000 without prior written approval.
- 2. If the policy is written on a claims-made form, the retroactive date must be equal to or preceding the effective date of the contract. In the event the policy is cancelled, non-renewed or switched to an occurrence form, the Contractor shall be required to purchase supplemental extending reporting period coverage for a period of not less than three (3) years.
- 3. Provide a certified copy of actual policy for review.
- 4. Recommended Required Coverage (architect, engineer, surveyor, consultant): Professional liability insurance that provides indemnification and defense for injury or damage arising out of acts, errors, or omissions in providing the following professional services, but not limited to the following:
 - a. Preparing, approving or failure to prepare or approve maps, drawings, opinions, report, surveys, change orders, designs or specifications;
 - b. Providing direction, instruction, supervision, inspection, engineering services or failing to provide them, if that is the primary cause of injury or damage.

D. All Coverages

- B. Owners and Contractors Protective Liability (OCP): \$1,000,000 combined single limit per occurrence for bodily injury and property damage.
- C. Business Automobile Liability: \$1,000,000 combined single limit per accident for bodily injury and property damage.
- D. Workers' Compensation and Employers' Liability: Workers' Compensation coverage with statutory limits and Employers' Liability limits of \$500,000 per accident.
- E. Builder's Risk: Shall insure against "All Risk" of physical damage, including water damage (flood and hydrostatic pressure not excluded), on a completed replacement cost basis.
- F. Environmental Impairment/Pollution Liability: \$1,000,000 combined single limit per occurrence for bodily injury, property damage and remediation costs.

DEDUCTIBLES AND SELF-INSURED RETENTIONS

Any deductibles or self-insured retentions must be declared to and approved by the member. At the option of the member, either: the insurer shall reduce or eliminate such deductibles or self-insured retentions as respects the member, its officials, employees, agents and volunteers; or the Contractor shall procure a bond guaranteeing payment of losses and related investigation, claim administration and defense expenses.

OTHER INSURANCE PROVISIONS

The policies are to contain, or be endorsed to contain, the following provisions:

A. General Liability and Automobile Liability Coverages

1. The member, its officials, agents, employees and volunteers are to be covered as additional insureds as respects: liability arising out of the Contractor's work, including activities performed by or on behalf of the Contractor; products and completed operations of the Contractor; premises owned, leased or used by the Contractor; or automobiles owned, leased, hired or borrowed by the Contractor. The coverage shall contain no special limitations on the scope of protection afforded to the member, its officials, agents, employees and volunteers.
2. The Contractor's insurance coverage shall be primary as respects the member, its officials, employees, agents and volunteers. Any insurance or self-insurance maintained by the member, its officials, agents, employees and volunteers shall be excess of Contractor's insurance and shall not contribute with it.
3. Any failure to comply with reporting provisions of the policies shall not affect coverage provided to the member, its officials, employees, agents and volunteers.
4. The Contractor's insurance shall contain a Severability of Interests/Cross Liability clause or language stating that Contractor's insurance shall apply separately to each insured against whom claim is made or suit is brought, except with respect to the limits of the insurer's liability.
5. If any commercial general liability insurance is being provided under an excess

**IRMA
CONTRACTUAL INSURANCE GUIDELINES**

I. INSURANCE REQUIREMENTS

Contractor shall procure and maintain, for the duration of the contract, insurance against claims for injuries to persons or damages to property, which may arise from or in connection with the performance of the work hereunder by the Contractor, his agents, representatives, employees or subcontractors.

MINIMUM SCOPE OF INSURANCE

Coverage shall be at least as broad as:

- A. Insurance Services Office Commercial General Liability occurrence form CG 0001 with the member named as additional insured, on a form at least as broad as the attached sample endorsement including ISO Additional Insured Endorsement CG 2010 (Exhibit A), CG 2026 (Exhibit B).

CG2037 - Completed Operations – (Exhibit C)

Required if box is checked ; and

- B. Owners and Contractors Protective Liability (OCP) policy with the member as insured

Required if box is checked ; and

- C. Insurance Service Office Business Auto Liability coverage form number CA 0001, Symbol 01 "Any Auto."

- D. Workers' Compensation as required by the Workers' Compensation Act of the State of Illinois and Employers' Liability insurance.

Coverage required for employee exposure to lead, if box is checked

- E. Builder Risk Property Coverage with member as loss payee

Required if box is checked .

- F. Environmental Impairment/Pollution Liability Coverage for pollution incidents as a result of a claim for bodily injury, property damage or remediation costs from an incident at, on or migrating beyond the contracted work site. Coverage shall be extended to Non-Owned Disposal sites resulting from a pollution incident at, on or mitigating beyond the site; and also provide coverage for incidents occurring during transportation of pollutants.

Required if box is checked .

MINIMUM LIMITS OF INSURANCE

Contractor shall maintain limits no less than the following, **if required under above scope:**

- A. Commercial General Liability: \$1,000,000 combined single limit per occurrence for bodily injury, and property damage and \$1,000,000 per occurrence for personal injury. The general aggregate shall be twice the required occurrence limit. Minimum General Aggregate shall be no less than \$2,000,000 or a project/contract specific aggregate of \$1,000,000.

**MICHIGAN AVENUE AND VERMONT STREET
IMPROVEMENTS
VILLAGE OF VILLA PARK**

APPENDIX B

IRMA CONTRACTUAL INSURANCE GUIDELINES

**MICHIGAN AVENUE AND VERMONT STREET
IMPROVEMENTS
VILLAGE OF VILLA PARK**

APPENDIX C

VILLAGE OF VILLA PARK ORDINANCE 3733

Ordinance No. 3733

AN ORDINANCE OF THE VILLAGE OF VILLA PARK, DUPAGE COUNTY, ILLINOIS AMENDING THE REQUIREMENTS OF BIDDERS FOR CONSTRUCTION PROJECTS

WHEREAS, the Village of Villa Park (the “*Village*”) is a duly organized and validly existing non home-rule municipality created in accordance with the Constitution of the State of Illinois of 1970 and the laws of the State; and,

WHEREAS, section 8-9-1 of the Illinois Municipal Code (65 ILCS 5/8-9-2) allows the Village to require competitive bidding after advertising for bids in the manner prescribed by ordinance; and,

WHEREAS, the President and Board of Trustees desire to adopt purchasing procedures to provide for additional requirements of bidders for construction projects to have active apprenticeship and training programs approved and registered with the United States Department of Labor’s Bureau of Apprenticeship and Training and to have bidders show three similar projects they constructed within the last five years.

NOW, THEREFORE, BE IT ORDAINED by the President and Board of Trustees of the Village of Villa Park, DuPage County, Illinois, as follows:

Section 1. That Section 2-219 of the Villa Park Municipal Code, as amended, be and is hereby amended by placing the existing text as subsection A. and adding a new subsection B. to read as follows:

“B. A responsible bidder for the construction of public works projects shall meet and submit evidence of compliance with the following requirements:

- (1) All applicable laws prerequisite to doing business in the State of Illinois,
- (2) A federal employer tax identification number or social security number,
- (3) Provision of Section 2000(e) of Chapter 21, Title 42 of the United States Code and Federal Executive Order No. 11246 as amended by Executive Order No. 11375 (known as the Equal Opportunity Employer provisions),
- (4) Certificates of insurance indicating the following coverage’s: general liability, worker’s compensation, completed operations, automobile, hazardous occupation and product liability
- (5) Compliance with all provisions of the Illinois Prevailing Wage Act, including wages, medical and hospitalization insurance and retirement for those trades covered in the Act,
- (6) The bidder and all bidder’s sub-contractors must participate in active apprenticeship and training programs approved and registered with the United States Department of Labor’s Bureau of Apprenticeship and Training for each of the trades of work contemplated under the proposed contract,
- (7) All contractors and sub-contractors are required to file certified payrolls as specified in Illinois Pubic Act 94-0515, and follow all provisions of the Employee Classification Act (820 ILCS 185/1 et seq.), and

(8) All bidders must provide three (3) projects of a similar nature constructed in the immediate past five (5) years with the name, address and telephone number of the contact person having knowledge of the project along with three (3) references (name, address, and telephone number) with knowledge of the integrity and business practices of the bidder.”

Section 2. This Ordinance shall be in full force and effect upon its passage, approval, and publication as provided by law.

Passed this 11 day of February, 2013.

AYES: ALL

NAYS: Aiello Bulhuis

ABSENT: _____

Approved this 11 day of February, 2013.


Village President

Attest:

Village Clerk



Published in pamphlet form:

2-11, 2013

OWNER COPY

CONTRACT

**MICHIGAN AVENUE AND VERMONT STREET
IMPROVEMENTS
VILLAGE OF VILLA PARK**

APPENDIX D

IEPA LPC-663 FORM



Illinois Environmental Protection Agency

1021 North Grand Avenue East • P.O. Box 19276 • Springfield • Illinois • 62794-9276 • (217) 782-3397

Uncontaminated Soil Certification by Licensed Professional Engineer or Licensed Professional Geologist for Use of Uncontaminated Soil as Fill in a CCDD or Uncontaminated Soil Fill Operation LPC-663

Revised in accordance with 35 Ill. Adm. Code 1100, as amended by PCB R2012-009 (eff. Aug. 27, 2012)

This certification form is to be used by professional engineers and professional geologists to certify, pursuant to 35 Ill. Adm. Code 1100.205(a)(1)(B), that soil (i) is uncontaminated soil and (ii) is within a pH range of 6.26 to 9.0. If you have questions about this form, please telephone the Bureau of Land Permit Section at 217/524-3300.

This form may be completed online, saved locally, printed and signed, and submitted to prospective clean construction or demolition debris (CCDD) fill operations or uncontaminated soil fill operations.

I. Source Location Information

(Describe the location of the source of the uncontaminated soil)

Project Name: Michigan & Vermont watermain reconstruction Office Phone Number, if available: 815-770-2850

Physical Site Location (address, including number and street):

Portions of Michigan Avenue and Vermont Street as shown on the last page of the attached EDR First Report

City: Villa Park State: IL Zip Code: 60181

County: DuPage Township: York

Lat/Long of approximate center of site in decimal degrees (DD.ddddd) to five decimal places (e.g., 40.67890, -90.12345):

Latitude: 41.89855 Longitude: - 87.98493

(Decimal Degrees) (-Decimal Degrees)

Identify how the lat/long data were determined:

GPS Map Interpolation Photo Interpolation Survey Other

EDR First Report

IEPA Site Number(s), if assigned: BOL: None BOW: None BOA: None

Approximate Start Date (mm/dd/yyyy): _____ Approximate End Date (mm/dd/yyyy): _____

Estimated Volume of debris (cu. Yd.): _____

II. Owner/Operator Information for Source Site

Site Owner

Name: _____

Street Address: _____

PO Box: _____

City: _____ State: _____

Zip Code: _____ Phone: _____

Contact: _____

Email, if available: _____

Site Operator

Name: _____

Street Address: _____

PO Box: _____

City: _____ State: _____

Zip Code: _____ Phone: _____

Contact: _____

Email, if available: _____

This Agency is authorized to require this information under Section 4 and Title X of the Environmental Protection Act (415 ILCS 5/4, 5/39). Failure to disclose this information may result in: a civil penalty of not to exceed \$50,000 for the violation and an additional civil penalty of not to exceed \$10,000 for each day during which the violation continues (415 ILCS 5/42). This form has been approved by the Forms Management Center.

L-93,725

Uncontaminated Soil Certification

III. Basis for Certification and Attachments

For each item listed below, reference the attachments to this form that provide the required information.

a. A Description of the soil sample points and how they were determined to be sufficient in number and appropriately located 35 Ill. Adm. Code 1100.610(a):

See attached report. Review of historical topo maps to 1891 and aerial photos to 1939 indicate the Site area had been agricultural since before that time. Residential subdivision development at Site after 1939, complete after 1962. EDR identified adjoining property to the Site on environmental databases. 2 borings performed, screened with a PID.

b. Analytical soil testing results to show that soil chemical constituents comply with the maximum allowable concentrations established pursuant to 35 Ill. Adm. Code Part 1100, Subpart F and that the soil pH is within the range of 6.25 to 9.0, including the documentation of chain of custody control, a copy of the lab analysis; the accreditation status of the laboratory performing the analysis; and certification by an authorized agent of the laboratory that the analysis has been performed in accordance with the Agency's rules for the accreditation of environmental and the scope of the accreditation [35 Ill. Adm. Code 1100.201 (g), 1100.205(a), 1100.610]:

PID screening: no volatiles above background. Soil samples B-1/S-1 and B-2/S-2 representing site soil conditions, collected for analysis of VOCs, PNAs, total RCRA metals, & pH. Analytical results verify soil meets MACs. pH of 8.00 for B-1/S-1 and 8.67 for B-2/S-2 between 6.25 and 9.0, therefore, soils in those locations are uncontaminated.

IV. Certification Statement, Signature and Seal of Licensed Professional Engineer or Licensed Professional Geologist

I, Aaron J. Ulrey (name of licensed professional engineer or geologist) certify under penalty of law that the information submitted, including but not limited to, all attachments and other information, is to the best of my knowledge and belief, true, accurate and complete. In accordance with the Environmental Protection Act [415 ILCS 5/22.51 or 22.51a] and 35 Ill. Adm. Code 1100.205(a), I certify that the soil from this site is uncontaminated soil. I also certify that the soil pH is within the range of 6.25 to 9.0. In addition, I certify that the soil has not been removed from the site as part of a cleanup or removal of contaminants. All necessary documentation is attached.


Any person who knowingly makes a false, fictitious, or fraudulent material statement, orally or in writing, to the Illinois EPA commits a Class 4 felony. A second or subsequent offense after conviction is a Class 3 felony. (415 ILCS 5/44(h))

Company Name: Testing Service Corporation
Street Address: 360 South Main Place
City: Carol Stream State: IL Zip Code: 60188
Phone: 630-462-2600

Aaron J. Ulrey
Printed Name:


Licensed Professional Engineer or
Licensed Professional Geologist Signature:

3-23-2022
Date:



L-93,725

**MICHIGAN AVENUE AND VERMONT STREET
IMPROVEMENTS
VILLAGE OF VILLA PARK**

APPENDIX E

SOIL BORINGS



TESTING SERVICE CORPORATION

March 25, 2022

L-93,724

Corporate Office

360 S. Main Place, Carol Stream, IL 60188-2404
630.462.2600 • Fax 630.653.2988

Local Offices:

457 E. Gundersen Drive, Carol Stream, IL 60188-2492
630.653.3920 • Fax 630.653.2726

650 N. Peace Road, Suite D, DeKalb, IL 60115-8401
815.748.2100 • Fax 815.748.2110

1350 TriState Parkway, Unit 122, Gurnee, IL 60031-9135
847.249.6040 • Fax 844.767.4721

2235 23rd Avenue, Rockford, IL 61104-7334
815.394.2562 • Fax 815.394.2566

203 Earl Road, Suite A, Shorewood, IL 60404-9446
815.744.1510 • Fax 815.744.1728

Report of Soils Exploration

**Water Main &
Roadway Reconstruction**

Michigan Avenue & Vermont Street

Villa Park, Illinois

Prepared For:

**Christopher B. Burke Engineering
16221 West 159th Street, Suite 201
Lockport, IL 60441**

Geotechnical & Environmental Engineering



Construction Materials Engineering & Testing




Laboratory Testing of Soils, Concrete & Asphalt



Geo-Environmental Drilling & Sampling

GEOTECHNICAL GROUP



**TESTING SERVICE CORPORATION**

Local Office
March 25, 2022

Local Office:

457 E. Gundersen Drive, Carol Stream, IL 60188-2492
630.462.2600 • Fax 630.653.2988

Mr. Alex Schaefer
Christopher B. Burke Engineering, Ltd.
16221 West 159th Street, Suite 201
Lockport, IL 60441

Corporate Office:

360 S. Main Place, Carol Stream, IL 60188-2404
630.462.2600 • Fax 630.653.2988

RE: L-93,724
Water Main & Roadway Reconstruction
Michigan Avenue & Vermont Street
Villa Park, Illinois

Dear Mr. Schaefer:

This report presents the results of a soils exploration performed for proposed water main and roadway reconstruction in Villa Park, Illinois. These geotechnical engineering services have been provided in accordance with TSC Proposal No. 68,373 dated February 1, 2022 and the attached General Conditions, incorporated herein by reference.

Current plans call for new water mains along Michigan Avenue and Vermont Street. They will generally extend from Plymouth to Vermont Streets along Michigan Avenue and from Michigan to Wisconsin Avenues along Vermont Street. Roadway reconstruction is also planned along Michigan Avenue between Plymouth and Vermont Streets. The new water main will likely be installed roughly 5½ feet below existing grade and will presumably be installed via open-cut methods.

Field Investigation and Laboratory Testing

Two (2) soil borings (Nos. 1 and 2) were performed as part of the soils exploration with the pavement being first cored at both boring locations. The boring locations were selected and laid out in the field by TSC. Ground surface elevations at the borings were acquired by TSC using a Trimble R8s GNSS receiver, being rounded to the nearest 0.5 foot. Reference is made to the enclosed Boring Location Plan for the drilling layout, ground surface elevations at the borings are also shown.

The pavement cores at Borings 1 and 2 were obtained using a 4" diameter core barrel with an impregnated diamond matrix cutting bit. Granular base course materials were then hand-augered and sampled to determine their thickness and composition. The pavement core samples were examined by a materials technician in the laboratory. These results are summarized in the Appendix under "Core Results".

The borings were drilled using a GeoProbe drill rig (no N-values were obtained) and extended to 10 feet below existing grade. Macro-core push samples (1.5-inch diameter) were taken with representative test specimens obtained at approximate 2½-foot intervals. Water level readings were taken during and following completion of drilling operations, with the boreholes then immediately backfilled for safety reasons and those in pavement areas also patched at the surface.

Christopher B. Burke Engineering, Ltd.
 Water Main & Roadway Reconstruction, Villa Park
 L-93,724 - March 25, 2022



Soil samples were examined in the laboratory to verify field descriptions and to classify them in accordance with the Unified Soil Classification System. Laboratory testing included water content determinations for all cohesive and intermediate (silt or loamy) soil types. An estimate of unconfined compressive strength was obtained for all cohesive soils using a calibrated pocket penetrometer (Qp), with actual measurements of unconfined compressive strength (Qu) performed on representative samples of native clay soils. Dry unit weight tests were also run on specimens of cohesive fill.

Reference is made to the boring logs included with this report indicating subsurface stratigraphy and soil descriptions, results of field and laboratory tests, as well as water level observations. Definitions of descriptive terminology are also included. While strata changes are shown as a definite line on the boring logs, the actual transition between soil layers is likely to be more gradual. Fluctuations in the groundwater table may also occur due to variations in precipitation (short-term and seasonal) as well as rises or drops in pond, creek or other nearby surface water features, i.e. groundwater levels at a future date may be higher or lower than those recorded at the time of drilling.

Discussion of Test Data

Pavement Core

Pavement cores were first taken at Borings 1 and 2 drilled along Michigan Avenue and Vermont Street. The results of the pavement cores are summarized in the following table, i.e., pavement and base course total thicknesses are given.

SUMMARY OF CORE RESULTS

Boring No.	Bituminous Concrete Thickness* (in)	P.C. Concrete Thickness* (in)	Base Course Thickness** (in)
1	3½	--	8
2	--	7	#

- * Total asphalt thickness rounded to the nearest ¼ inch.
- ** Base course thickness rounded to the nearest 1 inch.
- # No granular base course materials encountered.

The core taken at B-2 revealed the presence of 7 inches P.C. concrete. The core taken at B-1 revealed 3½ inches bituminous concrete overlying 8 inches of granular base course materials. Examination of the core sample revealed that the asphalt section was comprised of 2 bituminous surface courses. It was noted that geotextile fabric was present between the surface courses.

Granular materials were found below the asphalt pavement in B-1, being about 8 inches thick and were absent at B-2. The crushed stone base course had a particle size up to 1 inches with fines.

Christopher B. Burke Engineering, Ltd.
Water Main & Roadway Reconstruction, Villa Park
L-93,724 - March 25, 2022



Soil Borings

Boring 1 was drilled along Michigan Avenue revealing topsoil materials below the pavement section and extending about 3 feet below the top of pavement. These clayey topsoil materials had a water content of 29 percent.

Medium stiff to stiff native silty clay soils of apparent medium to high plasticity were found underlying the pavement section and/or topsoil layer at the boring locations. These CL/CH type materials (Unified classification) extended 5½ to 8 feet below existing grade. They exhibited unconfined compressive strengths ranging from 0.75 to 1.5 tons per square foot (tsf) at water contents varying from 26 to 29 percent.

Hard silty clay soils of low to medium plasticity (CL by Unified classification) otherwise predominated in the borings, extending to completion depths. These deeper cohesive materials had unconfined compressive strengths and water contents on the order of 4.5 tsf and 20 percent, respectively. The borings were all "dry" both during and upon completion of drilling operations.

Analysis and Recommendations

Water Main Construction

Borings 1 and 2 were drilled for the new water main along Michigan Avenue and Vermont Street, respectively. The pipe will likely be installed roughly 5½ feet below existing grade by open-cut methods. Stiff to hard silty clay soils were encountered at this depth. The cohesive soils are considered suitable for support of the new water main and trench backfill. If the trench bottom becomes unstable, 12 to 18 inches of CA-1 material (3-inch rock) may be placed to provide a satisfactory base for construction, with a 4 to 6-inch cap of FA-2 sand placed over the 3" rock for direct support of the water main.

Given that the borings were all "dry" both during and following completion of drilling operations and the predominantly cohesive/impermeable nature (i.e. low permeability) of the subsurface soils encountered across the site, serious groundwater problems are not anticipated. However, the accumulation of run-off water or seepage at the base of excavations may still occur during foundation construction. The Contractor should therefore be prepared to implement dewatering procedures, as a minimum to include pumping from strategically placed sumps.

Lateral Earth Pressures

Lateral earth pressures for permanent underground structures will be dependent on the type of backfill used and the groundwater levels. Equivalent fluid pressures are given for cohesive and granular backfills assuming at-rest (K_0) and passive (K_p) earth pressures. The values shown represent the increase in lateral pressure over a 1.0 foot distance measured in pounds per square foot (psf/ft).

Christopher B. Burke Engineering, Ltd.
 Water Main & Roadway Reconstruction, Villa Park
 L-93,724 - March 25, 2022



BACKFILL TYPE	EQUIVALENT FLUID PRESSURE (PSF/FT)	
	<u>ABOVE WATER TABLE</u>	<u>BELOW WATER TABLE</u>
	AT-REST STATE	
Granular	50	90
Cohesive	70	100
PASSIVE STATE		
Granular	400	250
Cohesive	320	220

Pavement Rehabilitation

Borings 1 and 2 were also taken to guide roadway reconstruction of Michigan Avenue and Vermont Street. Buried topsoil materials were found directly below the existing pavement section at B-1, with medium stiff silty clay soils found at B-2. The topsoil and relatively soft/very moist clay soils are not considered suitable for pavement support, with the topsoil materials also a risk for risk of long-term settlement. It is recommended that an undercut of 1 to 2 feet be anticipated in the area of Borings 1 and 2 based on field observations, i.e. along Michigan Avenue and Vermont Street. The overexcavations should be replaced with coarse aggregate materials.

The granular backfill should consist of crushed stone, crushed gravel or recycled concrete between ¼ to 3 inches in size and containing no fines; IDOT gradations CA-1 and CA-7 meet these criteria. It should be spread in maximum 18-inch layers and compacted to a dense and stable state.

A nominal Illinois Bearing Ratio (IBR) value of 2.5 is recommended for the design of new asphalt pavements. The use of this value assumes that any soft or unstable areas will be remediated, i.e. subgrade stabilized until passing a proof-roll.

It is recommended that any new base course materials conform to IDOT gradation specification CA-6 (well-graded crushed stone or sand and gravel mixture). These materials should be compacted to 95 percent Modified Proctor density or 100 percent of the Standard Proctor (ASTM D 698) maximum density value. Bituminous materials should conform to an approved current IDOT Superpave mix design (N50 typical for light-duty pavements and N50 or N70 for heavy-duty), as well as Standard Specifications for Road and Bridge Construction, Sections 406 and 1032. They should be compacted to between 93 and 97 percent of their theoretical maximum density, as determined by the supplier.

Underdrains are not specifically recommended for Michigan Avenue and Vermont Street. However, consideration should be given to the installation of underdrains in areas of pavement reconstruction, wherever cohesive subgrade soils underlie the new pavement section, i.e. the Aggregate Subgrade.

Christopher B. Burke Engineering, Ltd.
Water Main & Roadway Reconstruction, Villa Park
L-93,724 - March 25, 2022



The work should be performed in accordance with Section 601 of the 2022 IDOT Standard Specifications for Road and Bridge Construction. They should consist of longitudinal underdrains which are placed at the outside edges of the proposed roadway reconstruction, extending 50 to 100-foot in both directions of outlets. Wherever possible, it is best to install transverse underdrains at the low points of undercut areas (i.e. at B-1) or otherwise at the low points of the roadway profile. A maximum spacing interval of 300 to 500 feet between transverse underdrains is recommended. All underdrains should outlet into ditches or storm sewers in such manner as to allow positive drainage and should be installed to a depth of at least 36 inches below pavement grade.


Closure

The analysis and recommendations submitted in this report are based upon the data obtained from the two (2) soil borings performed at the locations indicated on the Boring Location Plan. This report does not reflect any variations which may occur between these borings or elsewhere on the site, the nature and extent of which may not become evident until during the course of construction. If variations are then identified, recommendations contained in this report should be re-evaluated after performing on-site observations.

Please call if there are any questions in regard to this matter or if we may be of further service.

Respectfully submitted,

TESTING SERVICE CORPORATION


Timothy R. Peceniak, P.E.
Project Engineer
Registered Professional Engineer
Illinois No. 062-061269




Samuel J. Patrick, P.E.
Geotechnical Engineer

TRP:SJP:trp
Enc.



TESTING SERVICE CORPORATION

CONTRACT

GENERAL CONDITIONS

Geotechnical and Construction Services

1. PARTIES AND SCOPE OF WORK: If Client is ordering the services on behalf of another, Client represents and warrants that Client is the duly authorized agent of said party for the purpose of ordering and directing said services, and in such case the term "Client" shall also include the principal for whom the services are being performed. Prices quoted and charged by TSC for its services are predicated on the conditions and the allocations of risks and obligations expressed in these General Conditions. Unless otherwise stated in writing, Client assumes sole responsibility for determining whether the quantity and the nature of the services ordered by Client are adequate and sufficient for Client's intended purpose. Unless otherwise expressly assumed in writing, TSC's services are provided exclusively for Client. TSC shall have no duty or obligation other than those duties and obligations expressly set forth in this Agreement. TSC shall have no duty to any third party. Client shall communicate these General Conditions to each and every party to whom the Client transmits any report prepared by TSC. Ordering services from TSC shall constitute acceptance of TSC's proposal and these General Conditions.

2. SCHEDULING OF SERVICES: The services set forth in this Agreement will be accomplished in a timely and workmanlike manner. If TSC is required to delay any part of its services to accommodate the requests or requirements of Client, regulatory agencies, or third parties, or due to any cause beyond its reasonable control, Client agrees to pay such additional charges, if any, as may be applicable.

3. ACCESS TO SITE: TSC shall take reasonable measures and precautions to minimize damage to the site and any improvements located thereon as a result of its services or the use of its equipment; however, TSC has not included in its fee the cost of restoration of damage which may occur. If Client desires or requires TSC to restore the site to its former condition, TSC will, upon written request, perform such additional work as is necessary to do so and Client agrees to pay to TSC the cost thereof plus TSC's normal markup for overhead and profit.

4. CLIENT'S DUTY TO NOTIFY ENGINEER: Client represents and warrants that Client has advised TSC of any known or suspected hazardous materials, utility lines and underground structures at any site at which TSC is to perform services under this Agreement. Unless otherwise agreed in writing, TSC's responsibility with respect to underground utility locations is to contact the Illinois Joint Utility Locating Information for Excavators for the location of public, but not private, utilities.

5. DISCOVERY OF POLLUTANTS: TSC's services shall not include investigation for hazardous materials as defined by the Resource Conservation Recovery Act, 42 U.S.C. § 6901, et. seq., as amended ("RCRA") or by any state or Federal statute or regulation. In the event that hazardous materials are discovered and identified by TSC, TSC's sole duty shall be to notify Client.

6. MONITORING: If this Agreement includes testing construction materials or observing any aspect of construction of improvements, Client's construction personnel will verify that the pad is properly located and sized to meet Client's projected building loads. Client shall cause all tests and inspections of the site, materials and work to be timely and properly performed in accordance with the plans, specifications, contract documents, and TSC's recommendations. No claims for loss, damage or injury shall be brought against TSC unless all tests and inspections have been so performed and unless TSC's recommendations have been followed.

TSC's services shall not include determining or implementing the means, methods, techniques or procedures of work done by the contractor(s) being monitored or whose work is being tested. TSC's services shall not include the authority to accept or reject work or to in any manner supervise the work of any contractor. TSC's services or failure to

perform same shall not in any way operate or excuse any contractor from the performance of its work in accordance with its contract. "Contractor" as used herein shall include subcontractors, suppliers, architects, engineers and construction managers.

Information obtained from borings, observations and analyses of sample materials shall be reported in formats considered appropriate by TSC unless directed otherwise by Client. Such information is considered evidence, but any inference or conclusion based thereon is, necessarily, an opinion also based on engineering judgment and shall not be construed as a representation of fact. Subsurface conditions may not be uniform throughout an entire site and ground water levels may fluctuate due to climatic and other variations. Construction materials may vary from the samples taken. Unless otherwise agreed in writing, the procedures employed by TSC are not designed to detect intentional concealment or misrepresentation of facts by others.

7. DOCUMENTS AND SAMPLES: Client is granted an exclusive license to use findings and reports prepared and issued by TSC and any sub-consultants pursuant to this Agreement for the purpose set forth in TSC's proposal provided that TSC has received payment in full for its services. TSC and, if applicable, its sub-consultant, retain all copyright and ownership interests in the reports, boring logs, maps, field data, field notes, laboratory test data and similar documents, and the ownership and freedom to use all data generated by it for any purpose. Unless otherwise agreed in writing, test specimens or samples will be disposed immediately upon completion of the test. All drilling samples or specimens will be disposed sixty (60) days after submission of TSC's report.

8. TERMINATION: TSC's obligation to provide services may be terminated by either party upon (7) seven days prior written notice. In the event of termination of TSC's services, TSC shall be compensated by Client for all services performed up to and including the termination date, including reimbursable expenses. The terms and conditions of these General Conditions shall survive the termination of TSC's obligation to provide services.

9. PAYMENT: Client shall be invoiced periodically for services performed. Client agrees to pay each invoice within thirty (30) days of its receipt. Client further agrees to pay interest on all amounts invoiced and not paid or objected to in writing for valid cause within sixty (60) days at the rate of twelve (12%) per annum (or the maximum interest rate permitted by applicable law, whichever is the lesser) until paid and TSC's costs of collection of such accounts, including court costs and reasonable attorney's fees.

10. WARRANTY: TSC's professional services will be performed, its findings obtained and its reports prepared in accordance with these General Conditions and with generally accepted principles and practices. In performing its professional services, TSC will use that degree of care and skill ordinarily exercised under similar circumstances by members of its profession. In performing physical work in pursuit of its professional services, TSC will use that degree of care and skill ordinarily used under similar circumstances. This warranty is in lieu of all other warranties or representations, either express or implied. Statements made in TSC reports are opinions based upon engineering judgment and are not to be construed as representations of fact.

Should TSC or any of its employees be found to have been negligent in performing professional services or to have made and breached any express or implied warranty, representation or contract, Client, all parties claiming through Client and all parties claiming to have in any way relied upon TSC's services or work agree that the maximum aggregate amount of damages for which TSC, its officers, employees and agents shall be liable is limited to \$50,000 or the total amount of the fee paid to TSC for its services performed with respect to the project, whichever amount is greater.

In the event Client is unwilling or unable to limit the damages for which TSC may be liable in accordance with the provisions set forth in the preceding paragraph, upon written request of Client received within five days of Client's acceptance of TSC's proposal together with payment of an additional fee in the amount of 5% of TSC's estimated cost for its services (to be adjusted to 5% of the amount actually billed by TSC for its services on the project at time of completion), the limit on damages shall be increased to \$500,000 or the amount of TSC's fee, whichever is the greater. This charge is not to be construed as being a charge for insurance of any type, but is increased consideration for the exposure to an award of greater damages.

11. INDEMNITY: Subject to the provisions set forth herein, TSC and Client hereby agree to indemnify and hold harmless each other and their respective shareholders, directors, officers, partners, employees, agents, subsidiaries and division (and each of their heirs, successors, and assigns) from any and all claims, demands, liabilities, suits, causes of action, judgments, costs and expenses, including reasonable attorneys' fees, arising, or allegedly arising, from personal injury, including death, property damage, including loss of use thereof, due in any manner to the negligence of either of them or their agents or employees or independent contractors. In the event both TSC and Client are found to be negligent or at fault, then any liability shall be apportioned between them pursuant to their pro rata share of negligence or fault. TSC and Client further agree that their liability to any third party shall, to the extent permitted by law, be several and not joint. The liability of TSC under this provision shall not exceed the policy limits of insurance carried by TSC. Neither TSC nor Client shall be bound under this indemnity agreement to liability determined in a proceeding in which it did not participate represented by its own independent counsel. The indemnities provided hereunder shall not terminate upon the termination or expiration of this Agreement, but may be modified to the extent of any waiver of subrogation agreed to by TSC and paid for by Client.

12. SUBPOENAS: TSC's employees shall not be retained as expert witnesses except by separate, written agreement. Client agrees to pay TSC pursuant to TSC's then current fee schedule for any TSC employee(s) subpoenaed by any party as an occurrence witness as a result of TSC's services.

13. OTHER AGREEMENTS: TSC shall not be bound by any provision or agreement (i) requiring or providing for arbitration of disputes or controversies arising out of this Agreement or its performance, (ii) wherein TSC waives any rights to a mechanics lien or surety bond claim; (iii) that conditions TSC's right to receive payment for its services upon payment to Client by any third party or (iv) that requires TSC to indemnify any party beyond its own negligence. These General Conditions are notice, where required, that TSC shall file a lien whenever necessary to collect past due amounts. This Agreement contains the entire understanding between the parties. Unless expressly accepted by TSC in writing prior to delivery of TSC's services, Client shall not add any conditions or impose conditions which are in conflict with those contained herein, and no such additional or conflicting terms shall be binding upon TSC. The unenforceability or invalidity of any provision or provisions shall not render any other provision or provisions unenforceable or invalid. This Agreement shall be construed and enforced in accordance with the laws of the State of Illinois. In the event of a dispute arising out of or relating to the performance of this Agreement, the breach thereof or TSC's services, the parties agree to try in good faith to settle the dispute by mediation under the Construction Industry Mediation Rules of the American Arbitration Association as a condition precedent to filing any demand for arbitration, or any petition or complaint with any court. Paragraph headings are for convenience only and shall not be construed as limiting the meaning of the provisions contained in these General Conditions.



PAVEMENT CORE RESULTS

(Each component of pavement section listed from top down.)

B/C-1 Michigan Avenue

1.3" Bituminous Surface Course (Not Bonded to the Underlying Course)
2.2" Bituminous Surface Course
3½" Total Pavement Thickness

8" Crushed Stone Base Course (1.0" to fines)

B/C-2 Vermont Street

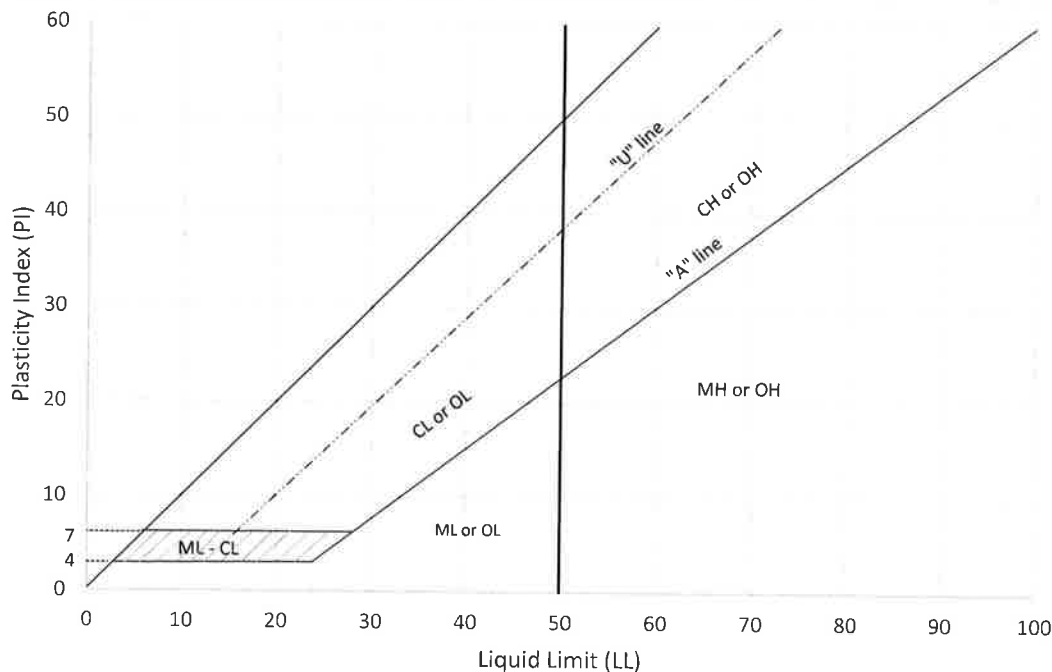
6.9" P.C. Concrete (¼" & ½" steel found 2¾" & 3¾" below top of pavement, respectively)
7" Total Pavement Thickness

No granular base course materials encountered.

CRITERIA FOR ASSIGNING GROUP SYMBOLS AND GROUP NAMES USING LABORATORY TEST ^a				SOIL CLASSIFICATION	
				Group Symbol	GROUP NAME ^b
COARSE - GRAINED SOILS more than 50% retained on No. 200 sieve	GRAVELS More than 50% of coarse fraction retained on No. 4 sieve	CLEAN GRAVELS less than 5% fines ^c	$c_u \geq 4$ and $1 \leq c_c \leq 3$ ^e	GW	Well-graded gravel ^f
		GRAVELS WITH FINES more than 12% fines ^c	$c_u < 4$ and/or $1 > c_c > 3$ ^e	GP	Poorly-graded gravel ^f
			Fines classify as ML or MH	GM	Silty gravel ^{f, g, h}
		SANDS 50% or more of coarse fraction passes No. 4 sieve	CLEAN SANDS less than 5% fines ^d	$c_u \geq 6$ and $1 \leq c_c \leq 3$ ^e	SW
	SANDS WITH FINES more than 12% fines ^d		$c_u < 6$ and/or $1 > c_c > 3$ ^e	SP	Poorly-graded sand ^f
			Fines classify as ML or MH	SM	Silty sand ^{g, h, f}
				Fines classify as CL or CH	SC
		FINE - GRAINED SOILS 50% or more passed the No. 200 sieve	SILTS & CLAYS Liquid limit less than 50%	Inorganic	$PI > 7$ or plots on or above "A" line ^j
$PI < 4$ or plots below "A" line ^j	ML				Silt ^{k, l, m}
	Organic		$\frac{\text{Liquid limit} - \text{oven dried}}{\text{Liquid limit} - \text{not dried}} < 0.75$	OL	Organic clay ^{k, l, m, n} Organic silt ^{k, l, m, o}
			PI plots on or above "A" line	CH	Fat clay ^{k, l, m}
SILTS & CLAYS Liquid limit 50% or more	Inorganic		PI plots below "A" line	MH	Elastic silt ^{k, l, m}
			Organic	$\frac{\text{Liquid limit} - \text{oven dried}}{\text{Liquid limit} - \text{not dried}} < 0.75$	OH
Highly organic soils	Primarily organic matter, dark in color, and organic odor			PT	Peat

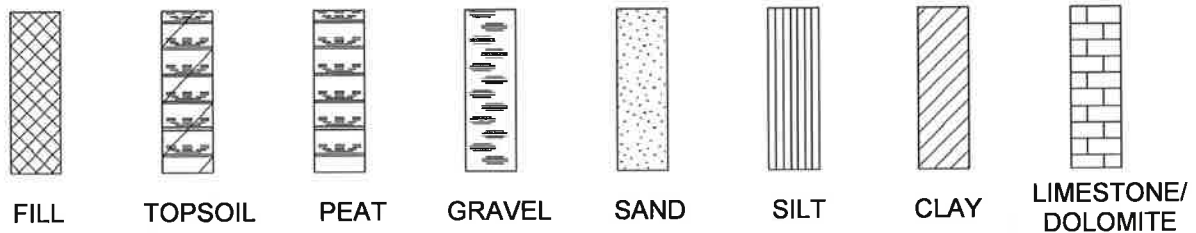
- a. Based on the material passing the 3-inch (75-mm) sieve.
- b. If field sample contained cobbles and/or boulders, add "with cobbles and/or boulders" to group name
- c. Gravels with 5 to 12% fines required dual symbols
 GW-GM well graded gravel with silt
 GW-GC well graded gravel with clay
 GP-GM poorly graded gravel with silt
 GP-GC poorly graded gravel with clay
- d. Sands with 5 to 12% fines require dual symbols
 SW-SM well graded sand with silt
 SW-SC well graded sand with clay
 SP-SM poorly graded sand with silt
 SP-SC poorly graded sand with clay
- e. $c_u = D_{60}/D_{10}$ $c_c = \frac{(D_{30})^2}{D_{10} \times D_{60}}$

- f. If soils contains $\geq 15\%$ sand, add "with sand" to group name.
- g. If fines classify as CL-ML, use dual symbol GC-GM, SC-SM
- h. If fines are organic, add "with organic fines" to group name
- i. If soils contains $\geq 15\%$ gravel, add "with gravel" to group name
- j. If Atterberg Limits plot in hatched area, soil is a CL - ML, silty clay
- k. If soils contains 15 to 29% plus No. 200, add "with sand" or "with gravel" whichever is predominant
- l. If soil contains $\geq 30\%$ plus No. 200, predominantly sand, add "sandy" to group name.
- m. If soils contains $\geq 30\%$ plus No. 200, predominantly gravel, add "gravelly" to group name
- n. $PI \geq 4$ and plots on or above "A" line
- o. $PI \geq 4$ and plots below "A" line
- p. PI plots on or above "A" line
- q. PI plots below "A" line





LEGEND FOR BORING LOGS



SAMPLE TYPE

SS	=	Split-Spoon
ST	=	Thin-Walled Tube
A	=	Auger
MC	=	Macro-Core (Geoprobe)

WATER LEVEL OBSERVATIONS

▼	While Drilling
▽	End of Boring
▼	24 Hours

FIELD AND LABORATORY TEST DATA

N	=	Standard Penetration Resistance in Blows per Foot (bpf)
WC	=	In-Situ Water Content (%)
Qu	=	Unconfined Compressive Strength in Tons per Square Foot (tsf)
*	=	Pocket Penetrometer Reading: Maximum Value = 4.5 tsf
Y _{dry}	=	Dry Unit Weight in Pounds per Cubic Foot (pcf)

SOIL DESCRIPTIONS:

MATERIAL

BOULDER
COBBLE
Large GRAVEL
Small GRAVEL
Coarse SAND
Medium SAND
Fine SAND
SILT and CLAY

PARTICLE SIZE RANGE

Over 12 inches
12 inches to 3 inches
3 inches to ¾ inch
¾ inch to No. 4 Sieve
No. 4 Sieve to No. 10 Sieve
No. 10 Sieve to No. 40 Sieve
No. 40 Sieve to No. 200 Sieve
Passing No. 200 Sieve

COHESIVE SOILS

<u>CONSISTENCY</u>	<u>Qu (tsf)</u>
Very Soft	Less than 0.25
Soft	0.25 to 0.5
Medium Stiff	0.5 to 1.0
Stiff	1.0 to 2.0
Very Stiff	2.0 to 4.0
Hard	4.0 and over

COHESIONLESS SOILS

<u>RELATIVE DENSITY</u>	<u>N (bpf)</u>
Very Loose	0 – 3
Loose	4 – 9
Medium Dense	10 – 29
Dense	30 – 49
Very Dense	50 and over

MODIFYING TERM

Trace
Little
Some

PERCENT BY WEIGHT

1 – 10
10 – 20
20 – 35

CLIENT **Christopher B. Burke Engineering, Ltd., Lockport, IL**

BORING **1** DATE STARTED **3-2-22** DATE COMPLETED **3-2-22** JOB **L-93,724**

ELEVATIONS
GROUND SURFACE **705.0**
END OF BORING **695.0**

WATER LEVEL OBSERVATIONS
▽ WHILE DRILLING **Dry**
▽ AT END OF BORING **Dry**
▽ 24 HOURS

Michigan Avenue

DISTANCE BELOW SURFACE IN FEET	LENGTH RECOVERY	SAMPLE		N	WC	Qu	γ _{DRY}	DEPTH	ELEV.	SOIL DESCRIPTIONS
		NO.	TYPE							
0										4" Bituminous Concrete
										8" Crushed Stone
		1	MC		29.2				0.3 1.0 704.0	Black clayey TOPSOIL, very moist (OL)
		2	MC		27.0	1.5*			3.0 702.0	Stiff brown and gray silty CLAY, trace sand, moist to very moist (CL/CH)
		3	MC		28.3	1.25*				
		4	MC		21.2	4.5*			8.0 697.0	Hard brown silty CLAY, little sand, trace gravel, moist (CL)
10										End of Boring at 10.0' * Approximate unconfined compressive strength based on measurements with a calibrated pocket penetrometer. MC = Continuous Macro-core samples (1.5" diam.) using ATV GeoProbe rig
15										

Division lines between deposits represent approximate boundaries between soil types; in-situ, the transition may be gradual.

DRILL RIG NO. **358**



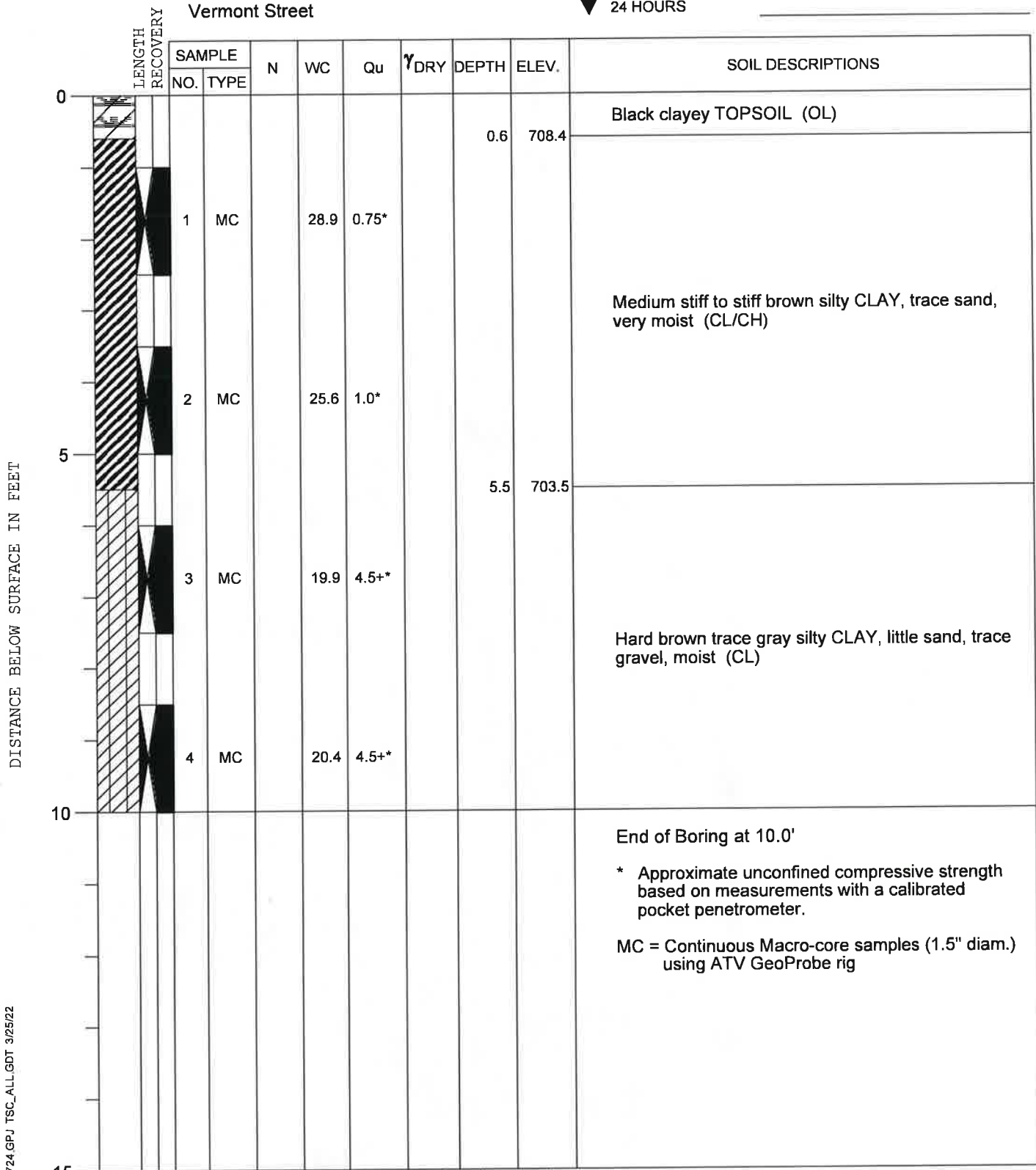
CLIENT **Christopher B. Burke Engineering, Ltd., Lockport, IL**

BORING **2** DATE STARTED **3-2-22** DATE COMPLETED **3-2-22** JOB **L-93,724**

ELEVATIONS
 GROUND SURFACE **709.0**
 END OF BORING **699.0**

WATER LEVEL OBSERVATIONS
 ▼ WHILE DRILLING **Dry**
 ▼ AT END OF BORING **Dry**
 ▼ 24 HOURS

Vermont Street



TSC 93724.GPJ TSC_ALL.GDT 3/25/22

DRILL RIG NO. **358**

Division lines between deposits represent approximate boundaries between soil types; in-situ, the transition may be gradual.



NOTE: GROUND SURFACE ELEVATIONS AT THE BORINGS WERE ACQUIRED BY TSC USING A TRIMBLE R8S GNSS RECEIVER, BEING ROUNDED TO THE NEAREST 0.5 FOOT.



LEGEND

SOIL BORING LOCATION

BORING LOCATION PLAN
WATER MAIN RECONSTRUCTION
MICHIGAN AVE. AND VERMONT ST.
VILLA PARK, ILLINOIS



TESTING SERVICE CORP.
457 EAST GUNDERSEN DRIVE
CAROL STREAM, ILLINOIS 60188

DRAWN BY: BJB

CHECKED BY: TRP

JOB NO.: 93,724

DATE: 03/24/22

PAGE NO.

1 OF 1

**MICHIGAN AVENUE AND VERMONT STREET
IMPROVEMENTS
VILLAGE OF VILLA PARK**

APPENDIX F

VILLAGE OF VILLA PARK WATER WORKS PROCEDURES

Village of Villa Park Water Work Procedures



Water Shutdowns

Scheduling of Water Work

Water shutdowns are not permitted on Mondays or on the first day of the work week if the first day of the work week is not a Monday.

Water shutdowns are not permitted on Fridays.

The water may only be shut down between the hours of 9:00 am and 4:00 pm.

Scheduled water shutdowns may not affect any resident or business on two consecutive days.

Exceptions to these requirements may be made on a case-by-case basis upon written request from the contractor and written approval from the Village.

Contractor's Notice to Village

The Contractor shall provide a written request to the Village by e-mail to engineering@invillapark.com a minimum of seven days prior to the shutdown. The written request shall identify the proposed date or dates for which water shutdowns are requested, backup dates, and the exact items of work to be completed each day of shutdown. Requests for shutdowns received less than seven days prior to the shutdown will be rejected and no shutdown will be provided.

Village Evaluation

The Public Works Utilities Division will evaluate the items of proposed work, identify the valves which need to be operated, and exercise those valves and evaluate the shutdown a minimum of 48 hours prior to the scheduled shutdown. The Utilities Division will then provide the Engineering Division a list or map of the valves expected to be operated as part of the shutdown.

Resident Notification

Following confirmation from the Utilities Division as to which valves will be operated as part of a shutdown, the Engineering Division will determine which residents will be affected by the shutdown and generate a map of residents who are to be notified.

The Engineering Division or its consultant will deliver door hanger letters to the affected residents a minimum of 24 hours prior to the scheduled start of the shutdown.

The Engineering Division will also issue a CodeRED notification, including e-mail, mobile app, text, Twitter, and Facebook distribution; and/or an e-mail notification to residents whose e-mail addresses are on record; a minimum of 24 hours prior to the scheduled start of the shutdown. The Engineering Division will also notify the Village of Villa Park Fire Department.

Village of Villa Park

Water Work Procedures



Shutdown

Shutdown shall only be performed by the Public Works Utilities Division. The Public Works Utilities Division will report to the site in advance of the scheduled shutdown time, confirm the shutdown and the timeframe with the contractor, and initiate the shutdown. Upon shutdown, Public Works Utilities Division staff will notify the contractor that the water is shut down and then notify Public Works office staff that the water is shut down.

Public Works office staff will contact DU-COMM and the Village of Villa Park Fire Department to inform them that the water is off.

Inspection

In addition to any Engineering Division or consultant staff that may be responsible for oversight of the project, all water work must be inspected by the Public Works Utilities Division. Water work may not be backfilled until inspection is completed, the water is turned back on, and the Utilities Division gives approval to backfill.

Inspections by the Public Works Utilities Division must be requested by the contractor by calling the Public Works Department at (630) 834-8505. It is recommended that calls for inspections be placed an hour in advance of the time an inspection is needed. The final inspection request of the workday must be made at least one hour prior to the scheduled end of the shutdown.

Turn-on

Turn-on shall only be performed by the Public Works Utilities Division. Upon turn-on, Public Works Utilities Division staff will inspect the work a final time and confirm there are no leaks. If there are none they will notify the contractor and Public Works office staff that the water is turned on.

Public Works office staff will contact DU-COMM and the Village of Villa Park Fire Department to inform them that the water is on.

Required Materials

All materials furnished shall comply with the latest requirements of the Federal Safe Drinking Water Act.

Water Main Pipe

Water main pipe shall be ductile iron pipe conforming to ANSI/AWWA C151/A21.51, Class 52 standard thickness, with push on joints conforming to AWWA C111.

Water Main Fittings

Water main fittings shall be ductile iron conforming to ANSI/AWWA C110/A21.10 or ANSI/AWWA C153/A21.53. Fittings shall be cement mortar lined and tar coated in accordance with AWWA C104.

Village of Villa Park

Water Work Procedures



Fittings shall have mechanical joint end connections unless otherwise specified. Fittings shall include tees, crosses, reducers, and all other fittings as may be necessary.

Mechanical Joint Restraints

Mechanical joint restraints shall be EBAA Iron, Inc., MEGALUG Mechanical Joint Restraints for Ductile Iron Pipe, or approved equal.

Hardware

All bolts, threaded rods, nuts, washers, and other hardware and fasteners to be installed below grade shall be stainless steel. Bolts and threaded rods shall be Type 304 stainless steel. Nuts and washers shall be Type 300 stainless steel.

Water Valves

Water valves shall be AMERICAN Flow Control Series 2500 Ductile Iron Resilient Wedge Gate Valves conforming to ANSI/AWWA C515, with mechanical joint end connections, of the diameter specified, or approved equal. All exterior valve body bolting shall be Type 304 stainless steel.

Water Valve Vaults

Water valve vaults shall be precast reinforced concrete with a minimum diameter of 4 ft. for valves 8 in. diameter or less and with a minimum diameter of 5 ft. for valves 10 in. diameter or more. The cone section of the valve vault shall have a concentric opening. The pipe openings in the valve vault shall be fitted with rubber pipe boots.

Fire Hydrants

Fire hydrants shall be AMERICAN Flow Control 5 ¼" Waterous Pacer Fire Hydrant Model WB67-250, conforming to ANSI/AWWA C502, with all stainless steel trim, above ground breakable flanges, and auxiliary resilient wedge gate valve and valve box. Fire hydrants shall be fitted with DDP arrangement nozzle sections with one 4 ½ in. pumper nozzle and two 2 ½ in. hose nozzles with National Standard threads and a National Standard operating nut.

Fire hydrants shall be factory painted red, prime coated with an epoxy, and finish coated with a two-part polyurethane top coat. Fire hydrants that are not factory painted red will be considered unacceptable and will be rejected. Contractor shall take all necessary care during installation and backfilling so as not to damage the factory paint coating of the hydrants.

Fire hydrants shall be furnished with a 6' - 0" bury depth. Fire hydrants which are to be constructed on existing water mains where a 6' - 0" bury depth is incompatible with the depth of the existing water main shall be substituted with a fire hydrant of a different bury depth as approved by the Engineer.

Auxiliary valves shall be AMERICAN Flow Control Series 2500 Ductile Iron Resilient Wedge Gate Valves conforming to ANSI/AWWA C515, with mechanical joint end connections, 6 in. diameter. All exterior valve body bolting shall be Type 304 stainless steel.

Village of Villa Park

Water Work Procedures



Valve boxes shall have a cover embossed with the word "WATER".

Hydrant lead pipe shall be ductile iron pipe conforming to ANSI/AWWA C151/A21.51, Class 52 standard thickness, with push on joints conforming to AWWA C111, 6 in. diameter.

Valve box stabilizer grips shall be by BLR Enterprises, Inc., or approved equal.

Valve box adapters shall be Adaptor Valve Box Adaptor II (VBA-II), or approved equal.

Water Main Repair Couplings

Water main couplings shall be Krausz Hymax Grip coupling restraints of the diameter required, or approved equal.

Repair Sleeves

Repair sleeves shall be Smith-Blair Full Circle Repair Clamps of the appropriate diameter and of sufficient length.

Tapping Saddles

Tapping saddles shall be Smith-Blair 317 double stainless steel strap ductile iron service saddle with TaperSeal gasket and wraparound 304 stainless steel strap. Tapping saddles shall be used for all water service lines 1-1/2 in. diameter to 2 in. diameter.

Water service lines that are 1 in. in diameter shall be direct tap. Water service lines larger than 2 in. in diameter require a mechanical joint connection.

Water Service Line Pipe

Water service line pipe shall be Type "K" seamless copper water tubing conforming to ASTM B88, of the diameter specified. The pipe shall be marked with the manufacturer's name or trademark and with markings indicating the type of the pipe.

Water Service Line Couplings

Water service line couplings shall be Mueller H-15400 straight three part unions with copper flare nuts on both ends, conforming to ANSI/AWWA C800, of the size needed. Compression fittings will not be permitted.

Corporation Stops (Corps)

Corporation stops shall be Mueller 300 Ball Corporation Valve Model B 25000 with AWWA taper (Mueller "CC") thread inlet and copper flare straight connection outlet.

Village of Villa Park Water Work Procedures



Curb Stops (Roundways)

Curb stops shall be Mueller 300 Ball Curb Valve Model B 25154 with copper flare nuts on both ends, quarter turn check, and Minneapolis pattern thread top.

Curb Boxes (B-boxes)

Curb boxes shall be Mueller extension type curb box Model H 10302 with Minneapolis pattern base, 1 ½ in. inside diameter, and 2 ½ in. base tapping diameter.

Personnel Contact Information

NAME	DIVISION	ROLE	PHONE
Michael Guerra	Public Works Admin	Director of Public Works	(630) 918-0114
Rich Salerno	Public Works Admin	Deputy Director of Public Works	(847) 962-1289
Kevin Mantels	Engineering Division	Assistant Village Engineer	(630) 290-1331
Karla Bastien	Engineering Division	Civil Engineer	(630) 688-0556
Dennis Jessen	Utilities Division	Utilities Foreman	(630) 418-3112
Tom Venchus	Utilities Division	Lead Worker	(630) 918-0921
Jeff Deeke	Utilities Division	Maintenance Worker II	(630) 207-0029
Dan Coulter	Utilities Division	Maintenance Worker II	(630) 917-4810
Nick Vecchione	Utilities Division	Maintenance Worker II	(630) 361-4795

Village of Villa Park

Water Shutdown Procedures



Scheduling of Water Shutdowns

Water shutdowns are not permitted on Mondays, Fridays, or on the first day of the work week if the first day of the work week is not a Monday. The water may only be shut down between the hours of **9:00 am and 4:00 pm**. Scheduled water shutdowns may not affect any resident or business on two consecutive days.

Contractor's Notice to Village

The Contractor shall provide a written request to the Village by e-mail to engineering@invillapark.com a minimum of **seven days** prior to the shutdown. The written request shall identify the proposed date or dates for which water shutdowns are requested, backup dates, and the exact items of work to be completed each day of shutdown. Requests for shutdowns received less than seven days prior to the shutdown will be rejected and no shutdown will be provided.

Village Evaluation

The Public Works Utilities Division will evaluate the items of proposed work, identify the valves which need to be operated, and exercise those valves and evaluate the shutdown a minimum of 48 hours prior to the scheduled shutdown.

Resident Notification

Following confirmation from the Utilities Division as to which valves will be operated as part of a shutdown, the Engineering Division will determine which residents will be affected and deliver door hanger letters to the affected residents a minimum of 24 hours prior to the scheduled start of the shutdown.

Shutdown

Shutdown shall only be performed by the Public Works Utilities Division. The Public Works Utilities Division will report to the site in advance of the scheduled shutdown time, confirm the shutdown and the timeframe with the contractor, and initiate the shutdown. Upon shutdown, Public Works Utilities Division staff will notify the contractor that the water is shut down.

Inspection

In addition to any Engineering Division or consultant staff that may be responsible for oversight of the project, all water work must be inspected by the Public Works Utilities Division. **Water work may not be backfilled until inspection is completed**, the water is turned back on, and the Utilities Division gives approval to backfill.

Inspections by the Public Works Utilities Division must be requested by the contractor by calling the Public Works Department at (630) 834-8505. It is recommended that calls for inspections be placed an hour in advance of the time an inspection is needed. The final inspection request of the workday must be made at least one hour prior to the scheduled end of the shutdown.

Turn-on

Turn-on shall only be performed by the Public Works Utilities Division. Upon turn-on, Public Works Utilities Division staff will inspect the work a final time and confirm there are no leaks. If there are none they will notify the contractor that the water is turned on.

OWNER COPY

CONTRACT

Village of Villa Park Water Shutdown Procedures



Personnel Contact Information

NAME	DIVISION	ROLE	PHONE
Michael Guerra	Public Works Admin	Director of Public Works	(630) 918-0114
Rich Salerno	Public Works Admin	Deputy Director of Public Works	(847) 962-1289
Kevin Mantels	Engineering Division	Assistant Village Engineer	(630) 290-1331
Karla Bastien	Engineering Division	Civil Engineer	(630) 688-0556
Dennis Jessen	Utilities Division	Utilities Foreman	(630) 418-3112
Tom Venchus	Utilities Division	Lead Worker	(630) 918-0921
Jeff Deeke	Utilities Division	Maintenance Worker II	(630) 207-0029
Dan Coulter	Utilities Division	Maintenance Worker II	(630) 917-4810
Nick Vecchione	Utilities Division	Maintenance Worker II	(630) 361-4795